

QUARTERLY PHYSICAL REPORT OF OPERATION
As of December 31, 2023

Department : State Universities and Colleges (SUCs)
 Agency/Entity : Agusan del Sur State College of Agriculture and Technology
 Operating Unit : < not applicable >
 Organization Code (UACS) : 08 104 0000000


Particulars	UACS CODE	Physical Target (Budget Year)					Physical Accomplishment (Budget Year)					Variance as of December 31, 2023	Remarks
		1st Quarter	2nd Quarter	3rd Quarter	4th Quarter	Total	1st Quarter	2nd Quarter	3rd Quarter	4th Quarter	Total		
1	2	3	4	5	6	7	8	9	10	11	12	13	14
HIGHER EDUCATION PROGRAM	3101000000000000												
OO : Relevant and quality tertiary education ensured to achieve inclusive growth and access of poor but deserving students to quality tertiary education increased													
Outcome Indicators													
1. Percentage of first-time licensure exam takers that pass the licensure exams			30%	30%	30%	30%	-	75.40% (233/309)	33.33% (1/3)	63.64% (306/484)	68.09% (542/796)	38.09%	Surpassed overall target with a positive variance of 38.09%. The Licensure Examination for Professional Teacher (Elementary and Secondary), Agricultural and Biosystems Engineer, Civil Engineer and Agriculturist were conducted on March, September and November 2023 respectively. Results are as follows: LET (March 2023): - Elementary Level – 80.21% (77/96) - Secondary Level – 74.29% (156/210); Agricultural and Biosystems Engineer (September) – 33.33% (1/3); LET (September 2023): - Elementary Level – 87.60% (106/121) - Secondary Level – 77.17% (169/219); Civil Engineer (November) - 100% (1/1); Agriculturist (November) – 22.98% (31/134). Thus, resulting to the over-all performance of the College of 68.09% (542/796).
2. Percentage of graduates (2 years prior) that are employed				20%	20%	40%	-	15.18% (56/369)	13.55% (50/369)	14.09% (52/369)	42.82% (158/369)	2.82%	Surpassed overall target with a positive variance of 2.82%. The College conducted a graduate tracer activity for the FY 2021 graduates. Results showed that as of December 31, 2023, 158 out of the 369 graduates were employed. Thus, resulting to an over-all accomplishment of the College to 42.82%.
Output Indicators													
1. Percentage of undergraduate students enrolled in CHED-identified and RDC-identified priority programs				55%		55%	-		84.98% (5669/6671)		84.98% (5669/6671)	29.98%	Surpassed overall target with a positive variance of 29.98%. A total of 6671 students were enrolled for the First Semester of A.Y. 2023-2024. 5669 out of the 6671 or 84.98% of the students were enrolled to CHED-identified and RDC-identified priority programs. The positive variance of 29.98% resulted from the effort of the College in proposing some of its programs offered that were not CHED-identified priority programs to the Caraga Regional Development Council (RDC) to be included as one of the priority programs of the Region. Hence, the Caraga-RDC approved the said request pursuant to Caraga-RDC Resolution No. 16, series of 2023.
2. Percentage of undergraduate programs with accreditation		50% (9/18)		16.67% (3/18)		66.67% (12/18)	50% (9/18)	-	5.55% (1/18)	16.66% (3/18)	72.22% (13/18)	5.55%	Surpassed overall target with a positive variance of 5.55%.
ADVANCED EDUCATION PROGRAM													
OO : Higher education research improved to promote economic productivity and innovation													
Outcome Indicator													
1. Percentage of graduate school faculty engaged in research work applied in any of the following:		9.09%	9.09%	22.73%	9.09%	50%							
a. pursuing advanced research degree programs (Ph.D.) or													
b. actively pursuing within the last three (3)													
							16.67% (2/12)	16.67% (2/12)	41.67% (5/12)		75% (9/12)	25%	Surpassed overall target with a positive variance of 25%. This implies that the graduate school faculty were actively engaged to different research works.

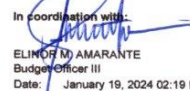
Department : State Universities and Colleges (SUCs)
 Agency/Entity : Agusan del Sur State College of Agriculture and Technology
 Operating Unit : < not applicable >
 Organization Code (UACS) : 08 104 0000000


Particulars	UACS CODE	Physical Target (Budget Year)					Physical Accomplishment (Budget Year)					Variance as of December 31, 2023	Remarks
		1st Quarter	2nd Quarter	3rd Quarter	4th Quarter	Total	1st Quarter	2nd Quarter	3rd Quarter	4th Quarter	Total		
1	2	3	4	5	6	7	8	9	10	11	12	13	14
years (investigative research, basic and applied scientific research, policy research, social science research) or c. producing technologies for commercialization or livelihood improvement or d. whose research work resulted in an extension program													
Output Indicators													
1. Percentage of graduate students enrolled in CHED-identified or RDC-identified priority programs				50%		50%	-	-	100% (152/152)		100% (152/152)	50%	Surpassed overall target with a positive variance of 50%. A total of 152 students were enrolled for the First Semester of A.Y. 2023-2024. 100% of the graduate students were enrolled to CHED-identified and RDC-identified priority programs. The positive variance of 50% resulted from the effort of the College in proposing some of its programs offered that were not CHED-identified priority programs to the Caraga Regional Development Council (RDC) to be included as one of the priority programs of the Region. Hence, the Caraga-RDC approved the said request pursuant to Caraga-RDC Resolution No. 16, series of 2023 and Resolution No. 50-F, series of 2023.
2. Percentage of accredited graduate programs		75% (3/4)				75% (3/4)	100% (3/3)	-			100% (3/3)	25%	Surpassed overall target with a positive variance of 25%. All 3 programs that are accreditable under the graduate school were accredited by the AACCCUP.
RESEARCH PROGRAM OO : Higher education research improved to promote economic productivity and innovation Outcome Indicator	32020000000000												
1. Number of research outputs in the last three years utilized by the industry or by other beneficiaries		1	1	2	1	5	8	1	2	2	13	8	Surpassed overall target with a positive variance of 8.
Output Indicators													
1. Number of research outputs completed within the year			15	15	5	35	7	9	14	10	40	5	Surpassed overall target with a positive variance of 5.
2. Percentage of research outputs presented in national, regional, and international fora within the year			20% (7/35)	17.14% (6/35)	2.86% (1/35)	40% (14/35)	20% (7/35)	2.86% (1/35)	5.71% (2/35)	85.71% (30/35)	114.29% (40/35)	74.29%	Surpassed overall target with a positive variance of 74.29%. The high percentage of accomplishment of 114.29% (40/35) resulted from the driving factors such as the active encouragement, support and engagement of faculty members to the different research fora such as the recently conducted National Conference on Research, Innovation, Development and Extension on December 14-15, 2023.
TECHNICAL ADVISORY EXTENSION PROGRAM OO : Community engagement increased Outcome Indicator	33010000000000												
1. Number of active partnerships with LGUs,			4	4	1	9	-	4	4	9	17	8	Surpassed the over-all target. Overall target accomplished with a positive variance of 8. 17/9 (188.89%) of the over-all target was accomplished. For the 4th quarter, the College were able to accomplished and establish 9 partnerships. The said partnerships are as follows: 1. Memorandum of Agreement between ASSCAT and Agusan del Sur Chamber of Commerce and Industry Foundation Inc.; 2. Memorandum of Agreement between ASSCAT and between Philippine Rice Research Institute-Agusan Experiment Station

Department : State Universities and Colleges (SUCs)
 Agency/Entity : Agusan del Sur State College of Agriculture and Technology
 Operating Unit : < not applicable >
 Organization Code (UACS) : 08 104 0000000

Particulars	UACS CODE	Physical Target (Budget Year)					Physical Accomplishment (Budget Year)					Variance as of December 31, 2023	Remarks
		1st Quarter	2nd Quarter	3rd Quarter	4th Quarter	Total	1st Quarter	2nd Quarter	3rd Quarter	4th Quarter	Total		
1	2	3	4	5	6	7	8	9	10	11	12	13	14
													(PhilRice Agusan) with ASSCAT in the implementation of the study entitled "Techno PUSH: Technology Demonstration of Rice Production Technologies in Northeastern Mindanao"; 3. Memorandum of Agreement between ASSCAT and LGU Trento for the implementation of Museo Tu Agusan Project; 4. Memorandum of Agreement between ASSCAT and LGU Bunawan for the implementation of Museo Tu Agusan Project; 5. Memorandum of Agreement between ASSCAT and LGU San Francisco for the implementation of Museo Tu Agusan; 6. Memorandum of Agreement between ASSCAT and LGU Rosario for the implementation of Museo Tu Agusan; 7. Memorandum of Agreement between ASSCAT and LGU Santa Josefa for the implementation of Museo Tu Agusan; 8. Memorandum of Agreement between ASSCAT and LGU Veruela for the implementation of Museo Tu Agusan; and 9. Memorandum of Agreement between ASSCAT and LGU La Paz for the implementation of Museo Tu Agusan.
industries, NGOs, NGAs, SMEs, and other stakeholders as a result of extension activities													
Output Indicators													
1. Number of trainees weighted by the length of training		375	725	1225	175	2,500	431	725.50	1269	830.50	3,256	756	Surpassed the over-all target. Overall target accomplished with a positive variance of 756. 830.50 out of the 175 target for fourth quarter was accomplished leaving a positive variance of 655.50 for the quarter. As for the annual targets, 3,256 out of the set target of 2,500 was accomplished leaving a positive variance of 756 or 30.24% in addition to the 100% annual target.
2. Number of extension programs organized and supported consistent with the SUC's mandated and priority programs		3	5	6	2	16	3	6	6	5	20	4	Surpassed the over-all target. Overall target accomplished with a positive variance of 4. For the 4th quarter, the College were able to accomplished 5 extension programs as enumerated: 1. Meeting the Bantay Gubat Community: First Step for a Culture-based conservation for Philippine Eagle and othe Wildlife in Barangay Pangyan Forest Area, Trento, Agusan del Sur; 2. Training Workshop on Improving Water Quality and Sanitation; 3. Training on Outflower Production; 4. Basic Local Tour Guiding Training Workshop; and 5. Basic Mobile Photography and editing Training. Thus, resulting to an over-all accomplishment of 20 out of 16 or 125%.
3. Percentage of beneficiaries who rate the training course/s as satisfactory or higher in terms of quality and relevance		70%	70%	70%	70%	70%	100% (244/244)	100% (568/568)	100% (1269/1269)	100% (830.50/830.50)	100% (2,911.50 /2,911.50)	30%	Surpassed the over-all target. Overall target accomplished with a positive variance of 30%. 100% of all identified beneficiaries/trainees rated satisfactory or higher in terms of quality and relevance of the conducted extension trainings or services of the College.

Prepared By: 
 LEOLYN MAE P. JUSAY
 Planning Officer III
 Date: January 19, 2024 02:19 PM

In coordination with: 
 ELINDOR M. AMARANTE
 Budget Officer III
 Date: January 19, 2024 02:19 PM

Approved By: 
 JOY C. CAPISTRANO
 College President
 Date: January 19, 2024 02:37 PM

QUARTERLY PHYSICAL REPORT OF OPERATION


As of March 31, 2023

Department : State Universities and Colleges (SUCs)
 Agency : Agusan del Sur State College of Agriculture and Technology
 Operating Unit : < not applicable >
 Organization Code (UACS) : 08 104 0000000

Particulars	UACS CODE	Physical Target (Budget Year)					Physical Accomplishment (Budget Year)					Variance as of 03/31/2023	Remarks
		1st Quarter	2nd Quarter	3rd Quarter	4th Quarter	Total	1st Quarter	2nd Quarter	3rd Quarter	4th Quarter	Total		
1	2	3	4	5	6	7	8	9	10	11	12	13	14
HIGHER EDUCATION PROGRAM	3101000000000000												
OO : Relevant and quality tertiary education ensured to achieve inclusive growth and access of poor but deserving students to quality tertiary education increased													
Outcome Indicators													
1. Percentage of first-time licensure exam takers that pass the licensure exams			30%	30%	30%	30%	-				-	30%	No results released yet for the March 2023 LET while other licensure exams are scheduled during the remaining quarters.
2. Percentage of graduates (2 years prior) that are employed				20%	20%	40%	-				-	40%	No targets set for the first quarter.
Output Indicators													
1. Percentage of undergraduate students enrolled in CHED-identified and RDC-identified priority programs				55%		55%	70.01% (4,626/6,608)				70.01% (4,626/6,608)	15.01% (991/6,608)	Accomplished. Although no targets were set for the first quarter, data shows that out of the 6,608 students enrolled for the 2nd Semester of A.Y. 2022-2023, 70.01% or 4,626 are enrolled in either CHED-identified and RDC-identified priority programs. Thus complying to the 55% overall annual target with a positive variance of 15.01%.
2. Percentage of undergraduate programs with accreditation		50% (9/18)		16.67% (3/18)		66.67% (12/18)	50% (9/18)				50% (9/18)	16.67% (3/18)	First quarter target accomplished since 9 (50%) accreditable programs were accredited by AACUP. The variance of 16.67% is targeted to be complied by the third quarter since the College is now preparing for the Level 1 Accreditation of 3 Programs under the College of Arts and Sciences.
ADVANCED EDUCATION PROGRAM	3201000000000000												
OO : Higher education research improved to promote economic productivity and innovation													
Outcome Indicator													
1. Percentage of graduate school faculty engaged in research work applied in any of the following:		9.09%	9.09%	22.73%	9.09%	50%							
a. pursuing advanced research degree programs (Ph.D.) or													
b. actively pursuing within the last three (3) years (investigative research, basic and applied scientific research, policy research, social science research) or							16.67% (2/12)				16.67% (2/12)	33.33% (4/12)	First quarter target accomplished since 2 researches out of the 6 targets were pursued. The variance of 4 will be covered in the following quarters.
c. producing technologies for commercialization or livelihood improvement or													
d. whose research work resulted in an extension program													
Output Indicators													
1. Percentage of graduate students enrolled in CHED-identified or RDC-identified priority programs				50%		50%	65.63% (42/64)				65.63% (42/64)	15.63% (10/64)	Accomplished. Although no targets were set for the first quarter, enrollment data shows that out of the 64 graduate students enrolled for the 2nd Semester of A.Y. 2022-2023, 65.63% or 42 are enrolled in either CHED-identified and RDC-identified priority programs. Thus complying to the 50% overall annual target with a positive variance of 15.63%.


Department : State Universities and Colleges (SUCs)
 Agency : Agusan del Sur State College of Agriculture and Technology
 Operating Unit : < not applicable >
 Organization Code (UACS) : 08 104 0000000

Particulars	UACS CODE	Physical Target (Budget Year)					Physical Accomplishment (Budget Year)					Variance as of 03/31/2023	Remarks
		1st Quarter	2nd Quarter	3rd Quarter	4th Quarter	Total	1st Quarter	2nd Quarter	3rd Quarter	4th Quarter	Total		
1	2	3	4	5	6	7	8	9	10	11	12	13	14
2. Percentage of accredited graduate programs		75% (3/4)				75% (3/4)	75% (3/4)				75% (3/4)		Accomplished. Overall target is already accomplished by first quarter since 75% or 3 programs under the graduate school are accredited by the AACUP.
RESEARCH PROGRAM	3202000000000000												
OO : Higher education research improved to promote economic productivity and innovation													
Outcome Indicator													
1. Number of research outputs in the last three years utilized by the industry or by other beneficiaries		1	1	2	1	5	0				0	5	Target was not met for the first quarter since target setting and in-house review of proposals was only conducted on March 31, 2023 and April 3-4, 2023. Target for Quarter 1 will rest assured be covered in the remaining quarters.
Output Indicators													
1. Number of research outputs completed within the year			15	15	5	35	7				7	28	Although no targets were set for the first quarter, there were still completed researches since there are on-going research projects that were completed in the first quarter.
2. Percentage of research outputs presented in national, regional, and international fora within the year			20% (7/35)	17.14% (6/35)	2.86% (1/35)	40% (14/35)	20% (7/35)				20% (7/35)	20% (7/35)	Although no targets were set for the first quarter, there is still an accomplishment of 7 out of 35 or 20% during the quarter due to the availability of research conferences where personnel were able to present their research papers.
TECHNICAL ADVISORY EXTENSION PROGRAM	3301000000000000												
OO : Community engagement increased													
Outcome Indicator													
1. Number of active partnerships with LGUs, industries, NGOs, NGAs, SMEs, and other stakeholders as a result of extension activities			4	4	1	9	-				-	9	No targets for the first quarter.
Output Indicators													
1. Number of trainees weighted by the length of training		375	725	1225	175	2,500	431				431	2069	First quarter target accomplished since the extension unit was able to conduct the impact assessment on BIDASILA Programs by conducting house to house visits, thus accomplishing a total of 431 trainees of the 375 first quarter targets or 114.93% first quarter accomplishment with a positive variance of 56 trainees.
2. Number of extension programs organized and supported consistent with the SUC's mandated and priority programs		3	5	6	2	16	3				3	13	100% of the first quarter target or 3 out of the 3 target was accomplished. Enumerated below are the extension programs organize and supported consistent with the SUC's mandated and priority programs: 1. Impact Assessment of BIDASILA Program 2. 3-Day School-based Seminar-Workshop on Scientific Writing of Action Research 3. Training on Extension Delivery System and Good Leadership for AEWs and Staff
3. Percentage of beneficiaries who rate the training course/s as satisfactory or higher in terms of quality and relevance		70%	70%	70%	70%	70%	100% (244/244)				100% (244/244)		100% out of the 70% first quarter target or 244 out of the 171 target was accomplished since all 244 beneficiaries rated the 3 conducted activities satisfactory or higher surpassing the first target.

Prepared By:

LEOLYN MAE P. JUSAY
Planning Officer
Date: 2023-04-26 13:35:06

In coordination with:

ELINOR M. AMARANTE
Budget Officer
Date: 2023-04-26 13:35:06

Approved By:

JOY C. CARSTRAMO
College President
Date: 2023-04-26 13:35:50