


MONTHLY REPORT OF DISBURSEMENTS
For the month of October 2022

Department: State Universities and Colleges (SUCs)
Agency/Entity: Agusan del Sur State College of Agriculture and Technology
Operating Unit: < not applicable >
Organization Code (UACS): 00 104 000000
Fund Cluster: 01 Regular Agency Fund

Particulars	Current Year Budget					Prior Year's Budget										Current Year's Accounts Payable					SUB-TOTAL	Trust Liabilities				Grand Total					Remarks
	PS	MOOE	FinEx	CO	TOTAL	PS	MOOE	FinEx	CO	Sub-Total	PS	MOOE	FinEx	CO	Sub-Total	TOTAL	PS	MOOE	CO	TOTAL		PS	MOOE	FinEx	CO	TOTAL					
	2	3	4	5	6=(2+3+4+5)	7	8	9	10	11=(7+8+9+10)	12	13	14	15	16=(12+13+14+15)	17=(11+16)	18=(6+17)	19	20	21		22=(19+20+21)	23	24	25	26	27=(23+24+25+26)	28			
CASH DISBURSEMENTS	4,552,717.37	4,999,297.62	0.00	388,500.00	9,940,515.19	0.00	0.00	0.00	0.00	0.00	0.00	0.00	0.00	152,836.04	152,836.04	152,836.04	10,093,351.23	0.00	0.00	0.00	0.00	4,552,717.37	4,999,297.62	0.00	541,336.04	10,093,351.23					
Notice of Cash Allocation (NCA)	4,552,717.37	4,999,297.62	0.00	388,500.00	9,940,515.19	0.00	0.00	0.00	0.00	0.00	0.00	0.00	0.00	152,836.04	152,836.04	152,836.04	10,093,351.23	0.00	0.00	0.00	0.00	4,552,717.37	4,999,297.62	0.00	541,336.04	10,093,351.23					
MDS Checks Issued	535,597.66	416,068.64	0.00	0.00	951,666.30	0.00	0.00	0.00	0.00	0.00	0.00	0.00	0.00	1,715.00	1,715.00	1,715.00	953,381.30	0.00	0.00	0.00	0.00	535,597.66	416,068.64	0.00	1,715.00	953,381.30					
Advice to Debit Account	4,017,119.42	4,583,229.18	0.00	388,500.00	8,988,848.60	0.00	0.00	0.00	0.00	0.00	0.00	0.00	0.00	151,121.04	151,121.04	151,121.04	9,139,969.64	0.00	0.00	0.00	0.00	4,017,119.42	4,583,229.18	0.00	538,621.04	9,139,969.64					
Notice of Transfer Allocations (NTA)	0.00	0.00	0.00	0.00	0.00	0.00	0.00	0.00	0.00	0.00	0.00	0.00	0.00	0.00	0.00	0.00	0.00	0.00	0.00	0.00	0.00	0.00	0.00	0.00	0.00	0.00	0.00				
MDS Checks Issued	0.00	0.00	0.00	0.00	0.00	0.00	0.00	0.00	0.00	0.00	0.00	0.00	0.00	0.00	0.00	0.00	0.00	0.00	0.00	0.00	0.00	0.00	0.00	0.00	0.00	0.00	0.00	0.00			
Advice to Debit Account	0.00	0.00	0.00	0.00	0.00	0.00	0.00	0.00	0.00	0.00	0.00	0.00	0.00	0.00	0.00	0.00	0.00	0.00	0.00	0.00	0.00	0.00	0.00	0.00	0.00	0.00	0.00	0.00			
Working Fund for FAPs	0.00	0.00	0.00	0.00	0.00	0.00	0.00	0.00	0.00	0.00	0.00	0.00	0.00	0.00	0.00	0.00	0.00	0.00	0.00	0.00	0.00	0.00	0.00	0.00	0.00	0.00	0.00	0.00			
Cash Disbursement Caring (CDC)	0.00	0.00	0.00	0.00	0.00	0.00	0.00	0.00	0.00	0.00	0.00	0.00	0.00	0.00	0.00	0.00	0.00	0.00	0.00	0.00	0.00	0.00	0.00	0.00	0.00	0.00	0.00	0.00			
TOTAL CASH DISBURSEMENTS	4,552,717.37	4,999,297.62	0.00	388,500.00	9,940,515.19	0.00	0.00	0.00	0.00	0.00	0.00	0.00	0.00	152,836.04	152,836.04	152,836.04	10,093,351.23	0.00	0.00	0.00	0.00	4,552,717.37	4,999,297.62	0.00	541,336.04	10,093,351.23					
NON-CASH DISBURSEMENTS	517,366.19	19,823.43	0.00	0.00	537,289.62	0.00	0.00	0.00	0.00	0.00	0.00	0.00	0.00	35.00	35.00	35.00	537,324.62	0.00	0.00	0.00	0.00	517,366.19	19,823.43	0.00	35.00	537,289.62					
Tax Remittance Advices Issued (TRA)	517,366.19	19,823.43	0.00	0.00	537,289.62	0.00	0.00	0.00	0.00	0.00	0.00	0.00	0.00	35.00	35.00	35.00	537,324.62	0.00	0.00	0.00	0.00	517,366.19	19,823.43	0.00	35.00	537,289.62					
Non-Cash Award Authority (NCAA)	0.00	0.00	0.00	0.00	0.00	0.00	0.00	0.00	0.00	0.00	0.00	0.00	0.00	0.00	0.00	0.00	0.00	0.00	0.00	0.00	0.00	0.00	0.00	0.00	0.00	0.00	0.00	0.00			
Disbursements effected through outright deductions from claims (please specify...)	0.00	0.00	0.00	0.00	0.00	0.00	0.00	0.00	0.00	0.00	0.00	0.00	0.00	0.00	0.00	0.00	0.00	0.00	0.00	0.00	0.00	0.00	0.00	0.00	0.00	0.00	0.00	0.00			
Overpayment of expenses (e.g. personal benefits)	0.00	0.00	0.00	0.00	0.00	0.00	0.00	0.00	0.00	0.00	0.00	0.00	0.00	0.00	0.00	0.00	0.00	0.00	0.00	0.00	0.00	0.00	0.00	0.00	0.00	0.00	0.00	0.00			
Restitution for loss of government property	0.00	0.00	0.00	0.00	0.00	0.00	0.00	0.00	0.00	0.00	0.00	0.00	0.00	0.00	0.00	0.00	0.00	0.00	0.00	0.00	0.00	0.00	0.00	0.00	0.00	0.00	0.00	0.00			
Liquidated damages and similar claims	0.00	0.00	0.00	0.00	0.00	0.00	0.00	0.00	0.00	0.00	0.00	0.00	0.00	0.00	0.00	0.00	0.00	0.00	0.00	0.00	0.00	0.00	0.00	0.00	0.00	0.00	0.00	0.00			
Others (e.g. TEP, ETR, Docs Stamp, etc.)	0.00	0.00	0.00	0.00	0.00	0.00	0.00	0.00	0.00	0.00	0.00	0.00	0.00	0.00	0.00	0.00	0.00	0.00	0.00	0.00	0.00	0.00	0.00	0.00	0.00	0.00	0.00	0.00			
TOTAL NON-CASH DISBURSEMENTS	517,366.19	19,823.43	0.00	0.00	537,289.62	0.00	0.00	0.00	0.00	0.00	0.00	0.00	0.00	35.00	35.00	35.00	537,324.62	0.00	0.00	0.00	0.00	517,366.19	19,823.43	0.00	35.00	537,289.62					
GRAND TOTAL	5,070,083.56	5,019,221.25	0.00	388,500.00	10,477,804.81	0.00	0.00	0.00	0.00	0.00	0.00	0.00	0.00	152,871.04	152,871.04	152,871.04	10,630,675.85	0.00	0.00	0.00	0.00	5,070,083.56	5,019,221.25	0.00	541,371.04	10,630,675.85					

Particulars	Previous Report	This Month	As of Date
(1)	(2)	(3)	(4)
Total Disbursement Authorities Received	136,474,896.16	17,366,324.62	155,839,220.78
NCA	132,718,000.00	16,827,000.00	149,545,000.00
NTA	0.00	0.00	0.00
Working Fund	0.00	0.00	0.00
TRA	5,756,896.16	537,324.62	6,294,220.78
CDC	0.00	0.00	0.00
NCAA	0.00	0.00	0.00
Less: Notice of Transfer of Allocations (NTA) issued	0.00	0.00	0.00
Total Disbursement Authorities Available	136,474,896.16	17,366,324.62	155,839,220.78
Less:	0.00	0.00	0.00
Lapsed NCA	3,330,185.19	0.00	3,330,185.19
Disbursements	135,144,673.37	10,830,675.85	145,774,733.22
Less: Other Non-Cash Disbursements	0.00	0.00	0.00
Disbursements effected through outright deductions from claims	0.00	0.00	0.00
Overpayment of expenses (e.g. personal benefits)	0.00	0.00	0.00
Restitution for loss of government property	0.00	0.00	0.00
Liquidated damages and similar claims	0.00	0.00	0.00
Others (e.g. TEP, ETR, Docs Stamp, etc.)	0.00	0.00	0.00
Adjustment: Adjustments (e.g. cancelled/voided checks)	0.00	0.00	0.00
Balance of Disbursement Authorities as of date	653.60	6,733,648.77	6,734,302.37
Total Disbursements Program	204,819,000.00	73,013,000.00	277,832,000.00
Less: Actual Disbursements	135,144,673.37	10,830,675.85	145,774,733.22
(Over)/Under spending	69,674,326.63	62,382,324.15	132,056,266.78

Notes: * The use of NTA is discouraged
Notes: ** Amounts should tally with the grand total disbursement (column 27).

Certified Correct:

BERLITO A. OMER, JR.
Accountant
Date: 2022-11-09 19:18:54

Recommending Approval:

RUTH S. DESAMPARADO
VP for Administration, Finance and Planning
Date: 2022-11-09 19:20:15

Approved By: 
JOY C. CAPISTRANO
College President
Date: 2022-11-09 19:20:35

MONTHLY REPORT OF DISBURSEMENTS
For the month of November 2022

Department : State Universities and Colleges (SUCs)
Agency/Entity : Agasan del Sur State College of Agriculture and Technology
Operating Unit : < not applicable >
Organization Code (UACS) : 08 194 800000
Fund Cluster : 01 Regular Agency Fund

Particulars	Current Year Budget					Prior Year's Accounts Payable					Prior Year's Budget					Current Year's Accounts Payable					SUB-TOTAL	Trust Liabilities				Grand Total				Remarks
	PS	MOOE	FinEx	CO	TOTAL	PS	MOOE	FinEx	CO	Sub-Total	PS	MOOE	FinEx	CO	Sub-Total	TOTAL	PS	MOOE	CO	TOTAL		PS	MOOE	FinEx	CO	TOTAL				
1	2	3	4	5	6=(2+3+4+5)	7	8	9	10	11=(7+8+9+10)	12	13	14	15	16=(12+13+14+15)	17=(11+16)	18	19	20	21	22=(18+19+20+21)	23	24	25	26	27=(23+24+25+26)	28			
CASH DISBURSEMENTS	9,398,021.06	33,452,695.27	0.00	44,818.62	42,895,533.95	0.00	0.00	0.00	0.00	0.00	0.00	2,474.55	0.00	83,983.96	86,458.21	86,458.21	42,982,001.16	0.00	0.00	0.00	0.00	9,398,021.06	33,452,695.27	0.00	44,818.62	42,895,533.95	42,982,001.16			
Notice of Cash Allocation (NCA)	9,398,021.06	33,452,695.27	0.00	44,818.62	42,895,533.95	0.00	0.00	0.00	0.00	0.00	0.00	2,474.55	0.00	83,983.96	86,458.21	86,458.21	42,982,001.16	0.00	0.00	0.00	0.00	9,398,021.06	33,452,695.27	0.00	44,818.62	42,895,533.95	42,982,001.16			
MDS Checks Issued	813,233.98	303,998.59	0.00	0.00	1,607,232.45	0.00	0.00	0.00	0.00	0.00	0.00	0.00	0.00	0.00	0.00	0.00	1,607,232.45	0.00	0.00	0.00	0.00	813,233.98	303,998.59	0.00	0.00	1,607,232.45	1,607,232.45			
Advice to Debit Account	8,784,787.20	32,459,896.68	0.00	44,818.62	41,288,300.50	0.00	0.00	0.00	0.00	0.00	0.00	2,474.55	0.00	83,983.96	86,458.21	86,458.21	41,374,768.71	0.00	0.00	0.00	0.00	8,784,787.20	32,461,171.33	0.00	44,818.62	41,374,768.71	41,374,768.71			
Notice of Transfer Allocations (NTA)	0.00	0.00	0.00	0.00	0.00	0.00	0.00	0.00	0.00	0.00	0.00	0.00	0.00	0.00	0.00	0.00	0.00	0.00	0.00	0.00	0.00	0.00	0.00	0.00	0.00	0.00	0.00	0.00		
MDS Checks Issued	0.00	0.00	0.00	0.00	0.00	0.00	0.00	0.00	0.00	0.00	0.00	0.00	0.00	0.00	0.00	0.00	0.00	0.00	0.00	0.00	0.00	0.00	0.00	0.00	0.00	0.00	0.00	0.00		
Advice to Debit Account	0.00	0.00	0.00	0.00	0.00	0.00	0.00	0.00	0.00	0.00	0.00	0.00	0.00	0.00	0.00	0.00	0.00	0.00	0.00	0.00	0.00	0.00	0.00	0.00	0.00	0.00	0.00	0.00		
Working Fund for FAPs	0.00	0.00	0.00	0.00	0.00	0.00	0.00	0.00	0.00	0.00	0.00	0.00	0.00	0.00	0.00	0.00	0.00	0.00	0.00	0.00	0.00	0.00	0.00	0.00	0.00	0.00	0.00	0.00		
Cash Disbursement Caring (CDC)	0.00	0.00	0.00	0.00	0.00	0.00	0.00	0.00	0.00	0.00	0.00	0.00	0.00	0.00	0.00	0.00	0.00	0.00	0.00	0.00	0.00	0.00	0.00	0.00	0.00	0.00	0.00	0.00		
TOTAL CASH DISBURSEMENTS	9,398,021.06	33,452,695.27	0.00	44,818.62	42,895,533.95	0.00	0.00	0.00	0.00	0.00	0.00	2,474.55	0.00	83,983.96	86,458.21	86,458.21	42,982,001.16	0.00	0.00	0.00	0.00	9,398,021.06	33,452,695.27	0.00	44,818.62	42,895,533.95	42,982,001.16			
NON-CASH DISBURSEMENTS	925,862.70	125,951.43	0.00	0.00	1,051,814.13	0.00	0.00	0.00	0.00	0.00	0.00	0.00	0.00	0.00	0.00	0.00	1,051,814.13	0.00	0.00	0.00	0.00	925,862.70	125,951.43	0.00	0.00	1,051,814.13	1,051,814.13			
Tax Remittance Advices Issued (TRA)	925,862.70	125,951.43	0.00	0.00	1,051,814.13	0.00	0.00	0.00	0.00	0.00	0.00	0.00	0.00	0.00	0.00	0.00	1,051,814.13	0.00	0.00	0.00	0.00	925,862.70	125,951.43	0.00	0.00	1,051,814.13	1,051,814.13			
Non-Cash Availment Authority (NCAA)	0.00	0.00	0.00	0.00	0.00	0.00	0.00	0.00	0.00	0.00	0.00	0.00	0.00	0.00	0.00	0.00	0.00	0.00	0.00	0.00	0.00	0.00	0.00	0.00	0.00	0.00	0.00	0.00		
Disbursements effected through outright deductions from claims (except property, personal benefits)	0.00	0.00	0.00	0.00	0.00	0.00	0.00	0.00	0.00	0.00	0.00	0.00	0.00	0.00	0.00	0.00	0.00	0.00	0.00	0.00	0.00	0.00	0.00	0.00	0.00	0.00	0.00	0.00		
Overpayment of expenses (e.g. personal benefits)	0.00	0.00	0.00	0.00	0.00	0.00	0.00	0.00	0.00	0.00	0.00	0.00	0.00	0.00	0.00	0.00	0.00	0.00	0.00	0.00	0.00	0.00	0.00	0.00	0.00	0.00	0.00	0.00		
Restitution for loss of government property	0.00	0.00	0.00	0.00	0.00	0.00	0.00	0.00	0.00	0.00	0.00	0.00	0.00	0.00	0.00	0.00	0.00	0.00	0.00	0.00	0.00	0.00	0.00	0.00	0.00	0.00	0.00	0.00		
Liquidated damages and similar claims	0.00	0.00	0.00	0.00	0.00	0.00	0.00	0.00	0.00	0.00	0.00	0.00	0.00	0.00	0.00	0.00	0.00	0.00	0.00	0.00	0.00	0.00	0.00	0.00	0.00	0.00	0.00	0.00		
Others (e.g. TEF, DTI, Docs Stamp, etc.)	0.00	0.00	0.00	0.00	0.00	0.00	0.00	0.00	0.00	0.00	0.00	0.00	0.00	0.00	0.00	0.00	0.00	0.00	0.00	0.00	0.00	0.00	0.00	0.00	0.00	0.00	0.00	0.00		
Address Adjustments (e.g. cancelled/issued checks)	0.00	0.00	0.00	0.00	0.00	0.00	0.00	0.00	0.00	0.00	0.00	0.00	0.00	0.00	0.00	0.00	0.00	0.00	0.00	0.00	0.00	0.00	0.00	0.00	0.00	0.00	0.00	0.00		
Balance of Disbursement Authorities as at date	6,734,302.37	34,744,988.94	0.00	0.00	41,479,301.21	0.00	0.00	0.00	0.00	0.00	0.00	0.00	0.00	0.00	0.00	0.00	41,479,301.21	0.00	0.00	0.00	0.00	6,734,302.37	34,744,988.94	0.00	0.00	41,479,301.21	41,479,301.21			
Total Disbursements Program	277,832,000.00	16,404,000.00	0.00	0.00	294,236,000.00	0.00	0.00	0.00	0.00	0.00	0.00	0.00	0.00	0.00	0.00	0.00	294,236,000.00	0.00	0.00	0.00	0.00	277,832,000.00	16,404,000.00	0.00	0.00	294,236,000.00	294,236,000.00			
Less: Actual Disbursements	145,774,733.22	44,033,615.29	0.00	0.00	189,808,348.51	0.00	0.00	0.00	0.00	0.00	0.00	2,474.55	0.00	83,983.96	86,458.21	86,458.21	44,033,615.29	0.00	0.00	0.00	0.00	145,774,733.22	44,033,615.29	0.00	0.00	189,808,348.51	189,808,348.51			
(Over)/Under spending	132,057,266.78	12,370,384.71	0.00	0.00	104,427,651.49	0.00	0.00	0.00	0.00	0.00	0.00	0.00	0.00	0.00	0.00	0.00	208,427,684.71	0.00	0.00	0.00	0.00	132,057,266.78	12,370,384.71	0.00	0.00	104,427,651.49	104,427,651.49			

Particulars (1)	Previous Report (2)	This Month (3)	As at Date (4)
Total Disbursement Authorities Received	155,838,220.78	78,778,614.13	234,617,834.91
NCA	149,548,000.00	77,727,000.00	227,275,000.00
NTA	0.00	0.00	0.00
Working Fund	0.00	0.00	0.00
TRA	6,294,220.78	1,051,614.13	7,345,834.91
CDC	0.00	0.00	0.00
NCAA	0.00	0.00	0.00
Less: Notice of Transfer of Allocations (NTA) issued	0.00	0.00	0.00
Total Disbursement Authorities Available	155,838,220.78	78,778,614.13	234,617,834.91
Less:	0.00	0.00	0.00
Lapsed NCA	3,330,185.19	0.00	3,330,185.19
Disbursements	145,774,733.22	44,033,615.29	189,808,348.51
Less: Other Non-Cash Disbursements	0.00	0.00	0.00
Disbursements effected through outright deductions from claims	0.00	0.00	0.00
Overpayment of expenses (e.g. personal benefits)	0.00	0.00	0.00
Restitution for loss of government property	0.00	0.00	0.00
Liquidated damages and similar claims	0.00	0.00	0.00
Others (e.g. TEF, DTI, Docs Stamp, etc.)	0.00	0.00	0.00
Address Adjustments (e.g. cancelled/issued checks)	0.00	0.00	0.00
Balance of Disbursement Authorities as at date	6,734,302.37	34,744,988.94	41,479,301.21
Total Disbursements Program	277,832,000.00	16,404,000.00	294,236,000.00
Less: Actual Disbursements	145,774,733.22	44,033,615.29	189,808,348.51
(Over)/Under spending	132,057,266.78	12,370,384.71	104,427,651.49

Notes: * The use of NTA is discouraged
Notes: ** Amounts should tally with the grand total disbursement (column 27).

Certified Correct
BERLITA M. OLIVER, JR.
Accountant III
Date: 2022-12-12 14:25:26

Recommending Approval:
RUTH S. DESAMPANO
VP for Administration, Finance and Planning
Date: 2022-12-12 14:26:35

Approved By:
JOY G. DAPISTRANO
College President
Date: 2022-12-12 14:27:33

MONTHLY REPORT OF DISBURSEMENTS
For the month of December 2022

Department : State Universities and Colleges (SUCs)
Agency/Entity : Agusan del Sur State College of Agriculture and Technology
Operating Unit : < not applicable >
Organization Code (UACS) : 98 104 600000
Fund Cluster : 91 Regular Agency Fund

Main budget table with columns for Particulars, Current Year Budget, Prior Year's Budget, Current Year's Accounts Payable, Prior Year's Accounts Payable, SUB-TOTAL, Trust Liabilities, Grand Total, and Remarks. Rows include CASH DISBURSEMENTS, Notice of Cash Allocation (NCA), MDS Checks Issued, Advice to Debit Account, Notice of Transfer Allocations (NTA), MDS Checks Issued, Advice to Debit Account, Working Fund for FAAP, Cash Disbursement Casing (CDC), TOTAL CASH DISBURSEMENTS, NON-CASH DISBURSEMENTS, Tax Remittance Advances Issued (TRA), Non-Cash Availment Authority (NCAA), Disbursements effected through outright deductions from claims, Overpayment of expenses (e.g. personal benefits), Retaliation for loss of government property, Liquidated damages and similar claims, Others (e.g. TEF, BTR, Documentary Stamp, etc.), TOTAL NON-CASH DISBURSEMENTS, and GRAND TOTAL.

SUMMARY table with columns: Particulars, Previous Report (\$), This Month (\$), As at Date (\$). Rows include Total Disbursement Authorities Received, NCA, NTA, Working Fund, TRA, CDC, NCAA, Less: Notice of Transfer of Allocations (NTA) issued, Total Disbursement Authorities Available, Less: Issued NCA, Disbursements, Less: Other Non-Cash Disbursements, Disbursements effected through outright deductions from claims, Overpayment of expenses (e.g. personal benefits), Retaliation for loss of government property, Liquidated damages and similar claims, Others (e.g. TEF, BTR, Docs Stamp, etc.), Add/Less: Adjustments (e.g. cancelled/voided checks), Balance of Disbursement Authorities as at date, Total Disbursements Program, Less: Actual Disbursements, (Over)/Under spending.

Note: * The use of NTA is discouraged
Notes: ** Amounts should tally with the grand total disbursement (column 27).

Certified Correct
BERNARD C. CLIVER, JR.
Accountant
Date: 2023-01-11 16:29:14

Recommended Approval:
RUTH S. DESAMPARO
VP for Administration, Finance and Planning
Date: 2023-01-11 16:30:10

Approved By:
JOY C. CAPISTRANO
College President
Date: 2023-01-11 16:31:03

MONTHLY REPORT OF DISBURSEMENTS
For the month of July 2022


Department: State Universities and Colleges (SUCs)
 Agency/Entity: Agusan del Sur State College of Agriculture and Technology
 Operating Unit: < not applicable >
 Organization Code (UA/CS): 08 104 000000
 Fund Cluster: 01 Regular Agency Fund


Particulars	Current Year Budget					Prior Year's Budget					Current Year's Accounts Payable					SUB-TOTAL	True Liabilities				Grand Total					Remarks									
	PS	MOOE	FinEx	CO	TOTAL	PS	MOOE	FinEx	CO	Sub-Total	PS	MOOE	FinEx	CO	Sub-Total		TOTAL	PS	MOOE	CO	TOTAL	PS	MOOE	FinEx	CO		TOTAL								
	1	2	3	4	5	6	7	8	9	10	11	12	13	14	15		16	17	18	19	20	21	22	23	24		25	26	27						
CASH DISBURSEMENTS	4,791,594.33	4,438,098.31	0.00	16,315.24	9,249,007.88	0.00	0.00	0.00	0.00	0.00	0.00	0.00	0.00	0.00	91,457.03	91,457.03	91,457.03	8,337,464.91	0.00	0.00	0.00	0.00	4,791,594.33	4,438,098.31	0.00	16,315.24	9,249,007.88	91,457.03	91,457.03	91,457.03	8,337,464.91				
Notice of Cash Allocation (NCA)	4,791,594.33	4,438,098.31	0.00	16,315.24	9,249,007.88	0.00	0.00	0.00	0.00	0.00	0.00	0.00	0.00	0.00	91,457.03	91,457.03	91,457.03	8,337,464.91	0.00	0.00	0.00	0.00	4,791,594.33	4,438,098.31	0.00	16,315.24	9,249,007.88	91,457.03	91,457.03	91,457.03	8,337,464.91				
MDS Checks Issued	595,659.91	1,503,827.66	0.00	16,315.24	2,075,802.81	0.00	0.00	0.00	0.00	0.00	0.00	0.00	0.00	0.00	0.00	0.00	0.00	2,075,802.81	0.00	0.00	0.00	0.00	595,659.91	1,503,827.66	0.00	16,315.24	2,075,802.81	0.00	0.00	0.00	2,075,802.81				
Advice to Debit Account	4,235,935.42	2,934,270.65	0.00	0.00	7,170,206.07	0.00	0.00	0.00	0.00	0.00	0.00	0.00	0.00	0.00	91,457.03	91,457.03	91,457.03	7,261,663.10	0.00	0.00	0.00	0.00	4,235,935.42	2,934,270.65	0.00	0.00	7,170,206.07	91,457.03	91,457.03	91,457.03	7,261,663.10				
Notice of Transfer Allocations (NTA)	0.00	0.00	0.00	0.00	0.00	0.00	0.00	0.00	0.00	0.00	0.00	0.00	0.00	0.00	0.00	0.00	0.00	0.00	0.00	0.00	0.00	0.00	0.00	0.00	0.00	0.00	0.00	0.00	0.00	0.00	0.00	0.00			
MDS Checks Issued	0.00	0.00	0.00	0.00	0.00	0.00	0.00	0.00	0.00	0.00	0.00	0.00	0.00	0.00	0.00	0.00	0.00	0.00	0.00	0.00	0.00	0.00	0.00	0.00	0.00	0.00	0.00	0.00	0.00	0.00	0.00	0.00	0.00		
Advice to Debit Account	0.00	0.00	0.00	0.00	0.00	0.00	0.00	0.00	0.00	0.00	0.00	0.00	0.00	0.00	0.00	0.00	0.00	0.00	0.00	0.00	0.00	0.00	0.00	0.00	0.00	0.00	0.00	0.00	0.00	0.00	0.00	0.00	0.00	0.00	
Working Fund for FAPs	0.00	0.00	0.00	0.00	0.00	0.00	0.00	0.00	0.00	0.00	0.00	0.00	0.00	0.00	0.00	0.00	0.00	0.00	0.00	0.00	0.00	0.00	0.00	0.00	0.00	0.00	0.00	0.00	0.00	0.00	0.00	0.00	0.00	0.00	
Cash Disbursement Calling (CDC)	0.00	0.00	0.00	0.00	0.00	0.00	0.00	0.00	0.00	0.00	0.00	0.00	0.00	0.00	0.00	0.00	0.00	0.00	0.00	0.00	0.00	0.00	0.00	0.00	0.00	0.00	0.00	0.00	0.00	0.00	0.00	0.00	0.00	0.00	
TOTAL CASH DISBURSEMENTS	4,791,594.33	4,438,098.31	0.00	16,315.24	9,249,007.88	0.00	0.00	0.00	0.00	0.00	0.00	0.00	0.00	0.00	91,457.03	91,457.03	91,457.03	8,337,464.91	0.00	0.00	0.00	0.00	4,791,594.33	4,438,098.31	0.00	16,315.24	9,249,007.88	91,457.03	91,457.03	91,457.03	8,337,464.91				
NON-CASH DISBURSEMENTS	332,094.37	41,679.92	0.00	0.00	373,774.29	0.00	0.00	0.00	0.00	0.00	0.00	0.00	0.00	0.00	0.00	0.00	0.00	373,774.29	0.00	0.00	0.00	0.00	332,094.37	41,679.92	0.00	0.00	373,774.29	0.00	0.00	0.00	373,774.29				
Fuel Reimbursement Advices Issued (TRA)	332,094.37	41,679.92	0.00	0.00	373,774.29	0.00	0.00	0.00	0.00	0.00	0.00	0.00	0.00	0.00	0.00	0.00	0.00	373,774.29	0.00	0.00	0.00	0.00	332,094.37	41,679.92	0.00	0.00	373,774.29	0.00	0.00	0.00	373,774.29				
Non-Cash Reimbursement Authority (NCA)	0.00	0.00	0.00	0.00	0.00	0.00	0.00	0.00	0.00	0.00	0.00	0.00	0.00	0.00	0.00	0.00	0.00	0.00	0.00	0.00	0.00	0.00	0.00	0.00	0.00	0.00	0.00	0.00	0.00	0.00	0.00	0.00	0.00		
Disbursements effected through outright deductions from claims (please specify...)	0.00	0.00	0.00	0.00	0.00	0.00	0.00	0.00	0.00	0.00	0.00	0.00	0.00	0.00	0.00	0.00	0.00	0.00	0.00	0.00	0.00	0.00	0.00	0.00	0.00	0.00	0.00	0.00	0.00	0.00	0.00	0.00	0.00	0.00	
Overpayment of expense(s) (e.g. personnel benefits)	0.00	0.00	0.00	0.00	0.00	0.00	0.00	0.00	0.00	0.00	0.00	0.00	0.00	0.00	0.00	0.00	0.00	0.00	0.00	0.00	0.00	0.00	0.00	0.00	0.00	0.00	0.00	0.00	0.00	0.00	0.00	0.00	0.00	0.00	
Reimbursement for loss of government property	0.00	0.00	0.00	0.00	0.00	0.00	0.00	0.00	0.00	0.00	0.00	0.00	0.00	0.00	0.00	0.00	0.00	0.00	0.00	0.00	0.00	0.00	0.00	0.00	0.00	0.00	0.00	0.00	0.00	0.00	0.00	0.00	0.00	0.00	
Liquidated damages and similar claims	0.00	0.00	0.00	0.00	0.00	0.00	0.00	0.00	0.00	0.00	0.00	0.00	0.00	0.00	0.00	0.00	0.00	0.00	0.00	0.00	0.00	0.00	0.00	0.00	0.00	0.00	0.00	0.00	0.00	0.00	0.00	0.00	0.00	0.00	
Others (TFF, BTI, Documentary Stamp Tax, etc.)	0.00	0.00	0.00	0.00	0.00	0.00	0.00	0.00	0.00	0.00	0.00	0.00	0.00	0.00	0.00	0.00	0.00	0.00	0.00	0.00	0.00	0.00	0.00	0.00	0.00	0.00	0.00	0.00	0.00	0.00	0.00	0.00	0.00	0.00	
TOTAL NON-CASH DISBURSEMENTS	332,094.37	41,679.92	0.00	0.00	373,774.29	0.00	0.00	0.00	0.00	0.00	0.00	0.00	0.00	0.00	0.00	0.00	0.00	373,774.29	0.00	0.00	0.00	0.00	332,094.37	41,679.92	0.00	0.00	373,774.29	0.00	0.00	0.00	373,774.29				
GRAND TOTAL	5,123,688.70	4,479,778.23	0.00	16,315.24	9,619,782.17	0.00	0.00	0.00	0.00	0.00	0.00	0.00	0.00	0.00	91,457.03	91,457.03	91,457.03	8,711,239.20	0.00	0.00	0.00	0.00	5,123,688.70	4,479,778.23	0.00	16,315.24	9,619,782.17	91,457.03	91,457.03	91,457.03	8,711,239.20				


SUMMARY

Particulars	Previous Report (1)	This Month (2)	As of Date (3)
Total Disbursement Authorities Received	91,472,054.35	17,255,774.29	106,727,828.64
NCA	89,191,000.00	16,892,000.00	105,073,000.00
NTA	0.00	0.00	0.00
Working Fund	0.00	0.00	0.00
TRA	3,281,054.35	373,774.29	3,654,828.64
CDC	0.00	0.00	0.00
NCAA	0.00	0.00	0.00
Less: Notice of Transfer of Allocations (NTA) issued	0.00	0.00	0.00
Total Disbursement Authorities Available	91,472,054.35	17,255,774.29	106,727,828.64
Less:	0.00	0.00	0.00
Lapsed NCA	3,330,138.30	46.89	3,330,185.19
Disbursements	88,141,869.16	9,711,239.20	97,853,108.36
Less: Other Non-Cash Disbursements	0.00	0.00	0.00
Disbursements effected through outright deductions from claims	0.00	0.00	0.00
Overpayment of expense(s) (e.g. personnel benefits)	0.00	0.00	0.00
Reimbursement for loss of government property	0.00	0.00	0.00
Liquidated damages and similar claims	0.00	0.00	0.00
Others (e.g. TFF, BTI, Docs Stamp, etc.)	0.00	0.00	0.00
Add/less: Adjustments (e.g. cancelled/voided checks)	0.00	0.00	0.00
Balance of Disbursement Authorities as of date	46.89	7,544,488.20	7,544,535.09
Total Disbursements Program	122,769,000.00	53,027,000.00	175,796,000.00
Less: Actual Disbursements	88,141,869.16	9,711,239.20	97,853,108.36
(Over)/Under spending	34,627,130.84	43,315,760.80	77,942,891.64

Note: * The use of NTA is discouraged
 Note: ** Amounts should tally with the grand total disbursement (column 27).

Certified Correct:

 BERLYN A. OLIVER, JR.
 Accountant
 Date: 2022-08-10 08:50:03

Recommended Approval:

 CARMELO S. LLANTO
 VP for Administration, Finance and Planning
 Date: 2022-08-10 08:57:38

Approved By:

 JOY C. CAPISTRANO
 College President
 Date: 2022-08-10 09:00:54


MONTHLY REPORT OF DISBURSEMENTS
For the month of August 2022


Department: State Universities and Colleges (SUCs)
 Agency/Entity: Agusan del Sur State College of Agriculture and Technology
 Operating Unit: < not applicable >
 Organization Code (UA/C/S): 88 1 04 800000
 Fund Cluster: 81 Regular Agency Fund


Particulars	Current Year Budget						Prior Year's Budget					Current Year's Accounts Payable					Trust Liabilities					Grand Total					Remarks				
	PS	MOOE	FinEx	CO	TOTAL	6=(2-3+4-5)	PS	MOOE	FinEx	CO	Sub-Total	11=(7+8+9+10)	PS	MOOE	FinEx	CO	Sub-Total	TOTAL	18=(12+13+14+15)	17=(11+16)	19=(8+17)	PS	MOOE	CO	TOTAL	23		24	25	26	27=(23+24+25+26)
CASH DISBURSEMENTS	4,576,826.41	4,376,173.30	0.00	5,070,958.58	14,023,958.29	0.00	493,044.88	0.00	3,195,296.90	3,655,341.88	0.00	146,354.14	146,354.14	3,804,696.02	17,828,654.31	0.00	0.00	0.00	0.00	0.00	0.00	0.00	0.00	0.00	0.00	0.00	4,576,826.41	4,376,173.30	0.00	8,412,609.62	17,828,654.31
Notice of Cash Allocation (NCA)	4,576,826.41	4,376,173.30	0.00	5,070,958.58	14,023,958.29	0.00	493,044.88	0.00	3,195,296.90	3,655,341.88	0.00	146,354.14	146,354.14	3,804,696.02	17,828,654.31	0.00	0.00	0.00	0.00	0.00	0.00	0.00	0.00	0.00	0.00	0.00	4,576,826.41	4,376,173.30	0.00	8,412,609.62	17,828,654.31
MDS Checks Issued	564,036.16	213,463.41	0.00	0.00	777,499.57	0.00	0.00	0.00	2,550,313.64	2,550,313.64	0.00	0.00	0.00	2,550,313.64	3,327,753.21	0.00	0.00	0.00	0.00	0.00	0.00	0.00	0.00	0.00	0.00	0.00	564,036.16	213,463.41	0.00	2,550,313.64	3,327,753.21
Advice to Debit Account	4,012,790.25	4,162,709.89	0.00	5,070,958.58	13,346,516.72	0.00	493,044.88	0.00	844,983.26	1,338,028.14	0.00	0.00	0.00	146,354.14	146,354.14	1,254,382.38	14,550,901.10	0.00	0.00	0.00	0.00	0.00	0.00	0.00	0.00	4,012,790.25	4,162,709.89	0.00	5,862,295.98	14,550,901.10	
Notice of Transfer Allocations (NTA)	0.00	0.00	0.00	0.00	0.00	0.00	0.00	0.00	0.00	0.00	0.00	0.00	0.00	0.00	0.00	0.00	0.00	0.00	0.00	0.00	0.00	0.00	0.00	0.00	0.00	0.00	0.00	0.00	0.00	0.00	
MDS Checks Issued	0.00	0.00	0.00	0.00	0.00	0.00	0.00	0.00	0.00	0.00	0.00	0.00	0.00	0.00	0.00	0.00	0.00	0.00	0.00	0.00	0.00	0.00	0.00	0.00	0.00	0.00	0.00	0.00	0.00	0.00	
Advice to Debit Account	0.00	0.00	0.00	0.00	0.00	0.00	0.00	0.00	0.00	0.00	0.00	0.00	0.00	0.00	0.00	0.00	0.00	0.00	0.00	0.00	0.00	0.00	0.00	0.00	0.00	0.00	0.00	0.00	0.00	0.00	
Working Fund for FAPs	0.00	0.00	0.00	0.00	0.00	0.00	0.00	0.00	0.00	0.00	0.00	0.00	0.00	0.00	0.00	0.00	0.00	0.00	0.00	0.00	0.00	0.00	0.00	0.00	0.00	0.00	0.00	0.00	0.00	0.00	
Cash Disbursement Ceiling (CDC)	0.00	0.00	0.00	0.00	0.00	0.00	0.00	0.00	0.00	0.00	0.00	0.00	0.00	0.00	0.00	0.00	0.00	0.00	0.00	0.00	0.00	0.00	0.00	0.00	0.00	0.00	0.00	0.00	0.00	0.00	
TOTAL CASH DISBURSEMENTS	4,576,826.41	4,376,173.30	0.00	5,070,958.58	14,023,958.29	0.00	493,044.88	0.00	3,195,296.90	3,655,341.88	0.00	146,354.14	146,354.14	3,804,696.02	17,828,654.31	0.00	0.00	0.00	0.00	0.00	0.00	0.00	0.00	0.00	0.00	0.00	4,576,826.41	4,376,173.30	0.00	8,412,609.62	17,828,654.31
NON-CASH DISBURSEMENTS	350,588.91	40,839.22	0.00	460,984.02	852,212.15	0.00	2,839.30	0.00	58,853.28	61,492.58	0.00	0.00	0.00	61,492.58	913,704.73	0.00	0.00	0.00	0.00	0.00	0.00	0.00	0.00	0.00	0.00	0.00	350,588.91	43,478.52	0.00	519,837.30	913,704.73
Tax Remittance-Advice Issued (TRA)	350,588.91	40,839.22	0.00	460,984.02	852,212.15	0.00	2,839.30	0.00	58,853.28	61,492.58	0.00	0.00	0.00	61,492.58	913,704.73	0.00	0.00	0.00	0.00	0.00	0.00	0.00	0.00	0.00	0.00	0.00	350,588.91	43,478.52	0.00	519,837.30	913,704.73
Non-Cash Availment Authority (NCAA)	0.00	0.00	0.00	0.00	0.00	0.00	0.00	0.00	0.00	0.00	0.00	0.00	0.00	0.00	0.00	0.00	0.00	0.00	0.00	0.00	0.00	0.00	0.00	0.00	0.00	0.00	0.00	0.00	0.00	0.00	
Disbursements effected through outright deductions from claims (please specify...)	0.00	0.00	0.00	0.00	0.00	0.00	0.00	0.00	0.00	0.00	0.00	0.00	0.00	0.00	0.00	0.00	0.00	0.00	0.00	0.00	0.00	0.00	0.00	0.00	0.00	0.00	0.00	0.00	0.00	0.00	
Overpayment of expenses (e.g. personal benefits)	0.00	0.00	0.00	0.00	0.00	0.00	0.00	0.00	0.00	0.00	0.00	0.00	0.00	0.00	0.00	0.00	0.00	0.00	0.00	0.00	0.00	0.00	0.00	0.00	0.00	0.00	0.00	0.00	0.00	0.00	
Restitution for loss of government property	0.00	0.00	0.00	0.00	0.00	0.00	0.00	0.00	0.00	0.00	0.00	0.00	0.00	0.00	0.00	0.00	0.00	0.00	0.00	0.00	0.00	0.00	0.00	0.00	0.00	0.00	0.00	0.00	0.00	0.00	
Liquidated damages and similar claims	0.00	0.00	0.00	0.00	0.00	0.00	0.00	0.00	0.00	0.00	0.00	0.00	0.00	0.00	0.00	0.00	0.00	0.00	0.00	0.00	0.00	0.00	0.00	0.00	0.00	0.00	0.00	0.00	0.00	0.00	
Others (TEF, BTR, Docs Stamp, etc.)	0.00	0.00	0.00	0.00	0.00	0.00	0.00	0.00	0.00	0.00	0.00	0.00	0.00	0.00	0.00	0.00	0.00	0.00	0.00	0.00	0.00	0.00	0.00	0.00	0.00	0.00	0.00	0.00	0.00	0.00	
TOTAL NON-CASH DISBURSEMENTS	350,588.91	40,839.22	0.00	460,984.02	852,212.15	0.00	2,839.30	0.00	58,853.28	61,492.58	0.00	0.00	0.00	61,492.58	913,704.73	0.00	0.00	0.00	0.00	0.00	0.00	0.00	0.00	0.00	0.00	0.00	350,588.91	43,478.52	0.00	519,837.30	913,704.73
GRAND TOTAL	4,927,415.32	4,417,012.52	0.00	5,531,942.60	14,876,170.44	0.00	495,884.18	0.00	3,253,950.18	3,716,834.46	0.00	146,354.14	146,354.14	3,866,188.60	18,742,359.04	0.00	0.00	0.00	0.00	0.00	0.00	0.00	0.00	0.00	0.00	4,927,415.32	4,417,012.52	0.00	8,932,446.92	18,742,359.04	

Particulars	Previous Report	This Month	As at Date
(1)	(2)	(3)	(4)
Total Disbursement Authorities Received	108,727,828.64	15,957,704.73	124,685,533.37
NCA	108,727,828.64	15,044,000.00	120,117,200.00
NTA	0.00	0.00	0.00
Working Fund	0.00	0.00	0.00
TRA	3,854,826.64	913,704.73	4,768,531.37
CDC	0.00	0.00	0.00
NCAA	0.00	0.00	0.00
Less: Notice of Transfer of Allocations (NTA) issued	0.00	0.00	0.00
Total Disbursement Authorities Available	108,727,828.64	15,957,704.73	124,685,533.37
Less:	0.00	0.00	0.00
Lapse of NCA	3,330,185.19	0.00	3,330,185.19
Disbursements	97,853,108.36	18,742,359.04	116,595,467.40
Less: Other Non-Cash Disbursements	0.00	0.00	0.00
Disbursements effected through outright deductions from claims	0.00	0.00	0.00
Overpayment of expenses (e.g. personal benefits)	0.00	0.00	0.00
Restitution for loss of government property	0.00	0.00	0.00
Liquidated damages and similar claims	0.00	0.00	0.00
Others (e.g. TEF, BTR, Docs Stamp, etc.)	0.00	0.00	0.00
Adjust: Adjustments (e.g. cancelled/voided checks)	0.00	0.00	0.00
Balance of Disbursement Authorities as at date	7,544,535.09	(2,784,654.31)	4,759,880.78
Total Disbursements Program	175,798,000.00	15,788,000.00	191,582,000.00
Less: Actual Disbursements	97,853,108.36	18,742,359.04	116,595,467.40
(Over)/Under Spending	77,944,891.64	(2,956,359.04)	74,988,532.60

Notes: * The use of NTA is discouraged
 Notes: ** Amounts should tally with the grand total disbursement (column 27).

Certified Correct:

 BERNICE O. DWYER, JR.
 Accountant
 Date: 2022-09-08 18:17:04

Reviewed and Approved:

 CARMELO S. LLANTO
 VP for Administration, Finance and Planning
 Date: 2022-09-08 18:17:36

Approved by:

 JOY C. CAPISTRANO
 College President
 Date: 2022-09-08 18:18:02

MONTHLY REPORT OF DISBURSEMENTS
For the month of September 2022

Department: State Universities and Colleges (SUCs)
Agency/Entity: Agusan del Sur State College of Agriculture and Technology
Operating Unit: < not applicable >
Organization Code (UAOS): 08 104 000000
Fund Cluster: 01 Regular Agency Fund

Particulars	Current Year Budget					Prior Year's Budget					SUB-TOTAL	Trust Liabilities				Grand Total				Remarks							
	PS	MOOE	FinEx	CO	TOTAL	PS	MOOE	FinEx	CO	Sub-Total		PS	MOOE	FinEx	CO	PS	MOOE	FinEx	CO		TOTAL						
CASH DISBURSEMENTS	5,719,186.69	6,039,632.54	0.00	5,476,762.06	17,235,581.29	0.00	0.00	0.00	0.00	0.00	0.00	0.00	0.00	124,645.99	124,645.99	124,645.99	17,360,227.18	0.00	0.00	0.00	0.00	5,719,186.69	6,039,632.54	0.00	5,601,407.95	17,360,227.18	
Notice of Cash Allocation (NCA)	5,719,186.69	6,039,632.54	0.00	5,476,762.06	17,235,581.29	0.00	0.00	0.00	0.00	0.00	0.00	0.00	0.00	124,645.99	124,645.99	124,645.99	17,360,227.18	0.00	0.00	0.00	0.00	5,719,186.69	6,039,632.54	0.00	5,601,407.95	17,360,227.18	
MDS Checks Issued	666,993.42	1,044,947.10	0.00	945.75	1,712,896.27	0.00	0.00	0.00	0.00	0.00	0.00	0.00	0.00	0.00	0.00	0.00	1,712,896.27	0.00	0.00	0.00	0.00	666,993.42	1,044,947.10	0.00	945.75	1,712,896.27	
Advice to Debit Account	5,052,193.27	4,994,695.44	0.00	5,475,916.31	15,522,685.02	0.00	0.00	0.00	0.00	0.00	0.00	0.00	0.00	124,645.99	124,645.99	124,645.99	15,647,340.91	0.00	0.00	0.00	0.00	5,052,193.27	4,994,695.44	0.00	5,600,462.20	15,647,340.91	
Notice of Transfer Allocations (NTA)	0.00	0.00	0.00	0.00	0.00	0.00	0.00	0.00	0.00	0.00	0.00	0.00	0.00	0.00	0.00	0.00	0.00	0.00	0.00	0.00	0.00	0.00	0.00	0.00	0.00	0.00	0.00
MDS Checks Issued	0.00	0.00	0.00	0.00	0.00	0.00	0.00	0.00	0.00	0.00	0.00	0.00	0.00	0.00	0.00	0.00	0.00	0.00	0.00	0.00	0.00	0.00	0.00	0.00	0.00	0.00	0.00
Advice to Debit Account	0.00	0.00	0.00	0.00	0.00	0.00	0.00	0.00	0.00	0.00	0.00	0.00	0.00	0.00	0.00	0.00	0.00	0.00	0.00	0.00	0.00	0.00	0.00	0.00	0.00	0.00	0.00
Working Fund for FA/As	0.00	0.00	0.00	0.00	0.00	0.00	0.00	0.00	0.00	0.00	0.00	0.00	0.00	0.00	0.00	0.00	0.00	0.00	0.00	0.00	0.00	0.00	0.00	0.00	0.00	0.00	0.00
Cash Disbursement Ceiling (CDC)	0.00	0.00	0.00	0.00	0.00	0.00	0.00	0.00	0.00	0.00	0.00	0.00	0.00	0.00	0.00	0.00	0.00	0.00	0.00	0.00	0.00	0.00	0.00	0.00	0.00	0.00	0.00
TOTAL CASH DISBURSEMENTS	5,719,186.69	6,039,632.54	0.00	5,476,762.06	17,235,581.29	0.00	0.00	0.00	0.00	0.00	0.00	0.00	0.00	124,645.99	124,645.99	124,645.99	17,360,227.18	0.00	0.00	0.00	0.00	5,719,186.69	6,039,632.54	0.00	5,601,407.95	17,360,227.18	
NON-CASH DISBURSEMENTS	669,797.02	46,916.01	0.00	471,749.76	1,189,362.79	0.00	0.00	0.00	0.00	0.00	0.00	0.00	0.00	0.00	0.00	0.00	1,189,362.79	0.00	0.00	0.00	0.00	669,797.02	46,916.01	0.00	471,749.76	1,189,362.79	
Tax Remittance Advice Issued (TRA)	669,797.02	46,916.01	0.00	471,749.76	1,189,362.79	0.00	0.00	0.00	0.00	0.00	0.00	0.00	0.00	0.00	0.00	0.00	1,189,362.79	0.00	0.00	0.00	0.00	669,797.02	46,916.01	0.00	471,749.76	1,189,362.79	
Non-Cash Availment Authority (NCAA)	0.00	0.00	0.00	0.00	0.00	0.00	0.00	0.00	0.00	0.00	0.00	0.00	0.00	0.00	0.00	0.00	0.00	0.00	0.00	0.00	0.00	0.00	0.00	0.00	0.00	0.00	0.00
Disbursements effected through outright deductions from claims (please specify...)	0.00	0.00	0.00	0.00	0.00	0.00	0.00	0.00	0.00	0.00	0.00	0.00	0.00	0.00	0.00	0.00	0.00	0.00	0.00	0.00	0.00	0.00	0.00	0.00	0.00	0.00	0.00
Overpayment of expenses (e.g. personal benefits)	0.00	0.00	0.00	0.00	0.00	0.00	0.00	0.00	0.00	0.00	0.00	0.00	0.00	0.00	0.00	0.00	0.00	0.00	0.00	0.00	0.00	0.00	0.00	0.00	0.00	0.00	0.00
Restitution for loss of government property	0.00	0.00	0.00	0.00	0.00	0.00	0.00	0.00	0.00	0.00	0.00	0.00	0.00	0.00	0.00	0.00	0.00	0.00	0.00	0.00	0.00	0.00	0.00	0.00	0.00	0.00	0.00
Liquidated damages and similar claims	0.00	0.00	0.00	0.00	0.00	0.00	0.00	0.00	0.00	0.00	0.00	0.00	0.00	0.00	0.00	0.00	0.00	0.00	0.00	0.00	0.00	0.00	0.00	0.00	0.00	0.00	0.00
Others (TEF, ETR, Docs Stamp, etc.)	0.00	0.00	0.00	0.00	0.00	0.00	0.00	0.00	0.00	0.00	0.00	0.00	0.00	0.00	0.00	0.00	0.00	0.00	0.00	0.00	0.00	0.00	0.00	0.00	0.00	0.00	0.00
TOTAL NON-CASH DISBURSEMENTS	669,797.02	46,916.01	0.00	471,749.76	1,189,362.79	0.00	0.00	0.00	0.00	0.00	0.00	0.00	0.00	0.00	0.00	0.00	1,189,362.79	0.00	0.00	0.00	0.00	669,797.02	46,916.01	0.00	471,749.76	1,189,362.79	
GRAND TOTAL	6,389,983.71	6,086,548.55	0.00	5,948,511.82	18,425,944.08	0.00	0.00	0.00	0.00	0.00	0.00	0.00	0.00	124,645.99	124,645.99	124,645.99	18,548,589.97	0.00	0.00	0.00	0.00	6,389,983.71	6,086,548.55	0.00	6,073,157.71	18,548,589.97	

SUMMARY

Particulars	Previous Report	This Month	As at Date
Total Disbursement Authorities Received	124,095,533.37	13,780,362.79	138,414,896.16
NCA	120,117,000.00	12,801,000.00	132,718,000.00
NTA	0.00	0.00	0.00
Working Fund	0.00	0.00	0.00
TRA	4,568,533.37	1,188,362.79	5,756,896.16
CDC	0.00	0.00	0.00
NCAA	0.00	0.00	0.00
Less: Notice of Transfer of Allocations (NTA) issued	0.00	0.00	0.00
Total Disbursement Authorities Available	124,095,533.37	13,780,362.79	138,414,896.16
Less:	0.00	0.00	0.00
Lapsed NCA	3,330,185.19	0.00	3,330,185.19
Disbursements	116,595,467.40	16,548,589.97	135,144,057.37
Less: Other Non-Cash Disbursements	0.00	0.00	0.00
Disbursements effected through outright deductions from claims	0.00	0.00	0.00
Overpayment of expenses (e.g. personal benefits)	0.00	0.00	0.00
Restitution for loss of government property	0.00	0.00	0.00
Liquidated damages and similar claims	0.00	0.00	0.00
Others (e.g. TEF, ETR, Docs Stamp, etc.)	0.00	0.00	0.00
Adjustment (e.g. cancelled/voided checks)	0.00	0.00	0.00
Balance of Disbursement Authorities as at date	4,759,840.79	(4,759,227.18)	853.60
Total Disbursements Program	191,562,000.00	13,237,000.00	204,819,000.00
Less: *Actual Disbursements	116,595,467.40	16,548,589.97	135,144,057.37
(Over)/Under spending	74,966,532.60	(3,311,589.97)	69,674,942.63

Notes: * The use of NTA is discouraged
Notes: ** Amounts should tally with the grand total disbursement (column 27).

Certified Correct:
BERLITO A. OLIVER, JR.
Accountant
Date: 2022-10-10 17:18:07

Recommending Approval:
RUTH S. DESAMPARO
VP for Administration, Finance and Planning
Date: 2022-10-10 17:20:25

Approved By:
JOY C. CAPISTRANO
College President
Date: 2022-10-10 17:21:33

MONTHLY REPORT OF DISBURSEMENTS
For the month of April 2022

Department: State Universities and Colleges (SUCs)
Agency/Entity: Agusan del Sur State College of Agriculture and Technology
Operating Unit: < not applicable >
Organization Code (UAACS): 08 104 000000
Fund Cluster: 01 Regular Agency Fund

Main table with columns: Particulars, Current Year Budget (PS, MOOE, FinEx, CO, TOTAL), Prior Year's Budget, Current Year's Accounts Payable, Prior Year's Accounts Payable, SUB-TOTAL, Trust Liabilities, Grand Total, Remarks.

SUMMARY

Summary table with columns: Particulars, Previous Report (\$), This Month (\$), As at Date (\$).

Notes: * The use of NTA is discouraged
Notes: ** Amounts should tally with the grand total disbursement (column 27).

Certified Accountant: BERTRIC A. OLIVER, JR.
Date: 2022-07-23 13:00:36

Responsible Accounting Approval: CARMELO S. LLANTOS
Vice President for Administration, Finance and Planning
Date: 2022-07-23 13:04:26

Approved by: JOY C. C. PISTANO
College President
Date: 2022-07-23 13:07:59

MONTHLY REPORT OF DISBURSEMENTS
For the month of May 2022

Department: State Universities and Colleges (SUCs)
Agency/Entity: Agusan del Sur State College of Agriculture and Technology < not applicable >
Operating Unit:
Organization Code (UACS): 02 104 000000
Fund Cluster: 01 Regular Agency Fund

Particulars	Current Year Budget					Prior Year's Budget					Current Year's Accounts Payable					SUB-TOTAL	Trust Liabilities					Grand Total					Remarks		
	PS	MOOE	FinEx	CO	TOTAL	PS	MOOE	FinEx	CO	Sub-Total	PS	MOOE	FinEx	CO	Sub-Total		TOTAL	PS	MOOE	CO	TOTAL	PS	MOOE	FinEx	CO	TOTAL			
	1	2	3	4	5	6	7	8	9	10	11=(7+8+9+10)	12	13	14	15		16=(12+13+14+15)	17=(11+16)	18=(17)	19	20	21	22=(19+20+21)	23	24	25		26	27=(23+24+25+26)
CASH DISBURSEMENTS	8,338,756.34	3,743,673.65	0.00	0.00	12,082,429.99	0.00	2,393,189.34	0.00	3,964,609.12	6,357,798.46	0.00	0.00	0.00	94,787.37	94,787.37	6,452,585.83	18,535,015.82	0.00	0.00	0.00	0.00	8,338,756.34	6,136,652.99	0.00	0.00	4,059,396.49	18,535,015.82		
Notice of Cash Allocation (NCA)	8,338,756.34	3,743,673.65	0.00	0.00	12,082,429.99	0.00	2,393,189.34	0.00	3,964,609.12	6,357,798.46	0.00	0.00	0.00	94,787.37	94,787.37	6,452,585.83	18,535,015.82	0.00	0.00	0.00	0.00	8,338,756.34	6,136,652.99	0.00	0.00	4,059,396.49	18,535,015.82		
MDS Checks Issued	542,682.88	392,864.48	0.00	0.00	935,547.34	0.00	1,758,253.20	0.00	0.00	1,758,253.20	0.00	0.00	0.00	0.00	0.00	1,758,253.20	2,691,800.54	0.00	0.00	0.00	0.00	542,682.88	2,149,117.66	0.00	0.00	2,691,800.54			
Advance to Debit Account	7,796,073.46	3,350,809.19	0.00	0.00	11,146,882.65	0.00	636,936.14	0.00	3,964,609.12	4,601,545.26	0.00	0.00	0.00	94,787.37	94,787.37	4,696,332.63	15,843,215.28	0.00	0.00	0.00	0.00	7,796,073.46	3,987,745.33	0.00	0.00	4,059,396.49	15,843,215.28		
Notice of Transfer Allocations (NTA)	0.00	0.00	0.00	0.00	0.00	0.00	0.00	0.00	0.00	0.00	0.00	0.00	0.00	0.00	0.00	0.00	0.00	0.00	0.00	0.00	0.00	0.00	0.00	0.00	0.00	0.00	0.00		
MDS Checks Issued	0.00	0.00	0.00	0.00	0.00	0.00	0.00	0.00	0.00	0.00	0.00	0.00	0.00	0.00	0.00	0.00	0.00	0.00	0.00	0.00	0.00	0.00	0.00	0.00	0.00	0.00	0.00	0.00	
Advance to Debit Account	0.00	0.00	0.00	0.00	0.00	0.00	0.00	0.00	0.00	0.00	0.00	0.00	0.00	0.00	0.00	0.00	0.00	0.00	0.00	0.00	0.00	0.00	0.00	0.00	0.00	0.00	0.00	0.00	
Working Fund for FAPs	0.00	0.00	0.00	0.00	0.00	0.00	0.00	0.00	0.00	0.00	0.00	0.00	0.00	0.00	0.00	0.00	0.00	0.00	0.00	0.00	0.00	0.00	0.00	0.00	0.00	0.00	0.00	0.00	
Cash Disbursement Ceiling (CDC)	0.00	0.00	0.00	0.00	0.00	0.00	0.00	0.00	0.00	0.00	0.00	0.00	0.00	0.00	0.00	0.00	0.00	0.00	0.00	0.00	0.00	0.00	0.00	0.00	0.00	0.00	0.00	0.00	
TOTAL CASH DISBURSEMENTS	8,338,756.34	3,743,673.65	0.00	0.00	12,082,429.99	0.00	2,393,189.34	0.00	3,964,609.12	6,357,798.46	0.00	0.00	0.00	94,787.37	94,787.37	6,452,585.83	18,535,015.82	0.00	0.00	0.00	0.00	8,338,756.34	6,136,652.99	0.00	0.00	4,059,396.49	18,535,015.82		
NON-CASH DISBURSEMENTS	348,262.98	270,563.38	0.00	0.00	618,825.94	0.00	71,930.66	0.00	272,247.33	344,167.99	0.00	0.00	0.00	0.00	0.00	344,167.99	962,989.95	0.00	0.00	0.00	0.00	348,262.98	342,494.04	0.00	0.00	272,247.33	962,989.95		
Tax Remittance Advance Issued (TRA)	347,690.49	103,363.38	0.00	0.00	451,053.87	0.00	71,930.66	0.00	272,247.33	344,167.99	0.00	0.00	0.00	0.00	0.00	344,167.99	795,221.86	0.00	0.00	0.00	0.00	347,690.49	175,284.04	0.00	0.00	272,247.33	795,221.86		
Non-Cash Availment Authority (NCAA)	0.00	0.00	0.00	0.00	0.00	0.00	0.00	0.00	0.00	0.00	0.00	0.00	0.00	0.00	0.00	0.00	0.00	0.00	0.00	0.00	0.00	0.00	0.00	0.00	0.00	0.00	0.00	0.00	
Disbursements effected through outright deductions from claims (please specify)	572.07	0.00	0.00	0.00	572.07	0.00	0.00	0.00	0.00	0.00	0.00	0.00	0.00	0.00	0.00	572.07	572.07	0.00	0.00	0.00	0.00	572.07	0.00	0.00	0.00	0.00	572.07		
Overpayment of expenses (e.g. personnel benefits)	572.07	0.00	0.00	0.00	572.07	0.00	0.00	0.00	0.00	0.00	0.00	0.00	0.00	0.00	0.00	572.07	572.07	0.00	0.00	0.00	0.00	572.07	0.00	0.00	0.00	0.00	572.07		
Restitution for loss of government property	0.00	0.00	0.00	0.00	0.00	0.00	0.00	0.00	0.00	0.00	0.00	0.00	0.00	0.00	0.00	0.00	0.00	0.00	0.00	0.00	0.00	0.00	0.00	0.00	0.00	0.00	0.00	0.00	
Liquidated damages and similar claims	0.00	0.00	0.00	0.00	0.00	0.00	0.00	0.00	0.00	0.00	0.00	0.00	0.00	0.00	0.00	0.00	0.00	0.00	0.00	0.00	0.00	0.00	0.00	0.00	0.00	0.00	0.00	0.00	
Others (T.E.F., B.T., Documentary Stamp Tax, etc.)	0.00	167,200.00	0.00	0.00	167,200.00	0.00	0.00	0.00	0.00	0.00	0.00	0.00	0.00	0.00	0.00	0.00	167,200.00	0.00	0.00	0.00	0.00	0.00	167,200.00	0.00	0.00	0.00	167,200.00		
TOTAL NON-CASH DISBURSEMENTS	348,262.98	270,563.38	0.00	0.00	618,825.94	0.00	71,930.66	0.00	272,247.33	344,167.99	0.00	0.00	0.00	0.00	0.00	344,167.99	962,989.95	0.00	0.00	0.00	0.00	348,262.98	342,494.04	0.00	0.00	272,247.33	962,989.95		
GRAND TOTAL	8,687,019.30	4,014,237.03	0.00	0.00	12,701,255.93	0.00	2,465,120.00	0.00	4,236,856.45	6,701,966.45	0.00	0.00	0.00	94,787.37	94,787.37	6,796,753.82	19,498,009.75	0.00	0.00	0.00	0.00	8,687,019.30	6,479,147.03	0.00	0.00	4,331,643.82	19,498,009.75		

SUMMARY

Particulars (1)	Previous Report (2)	This Month (3)	As at Date (4)
Total Disbursement Authorities Received	55,588,448.91	16,587,221.86	75,175,669.77
NCA	53,648,000.00	18,792,000.00	72,438,000.00
NTA	0.00	0.00	0.00
Working Fund	0.00	0.00	0.00
TRA	1,942,448.91	795,221.86	2,737,669.77
CDC	0.00	0.00	0.00
NCAA	0.00	0.00	0.00
Less: Notice of Transfer of Allocations (NTA) issued	0.00	0.00	0.00
Total Disbursement Authorities Available	55,588,448.91	16,587,221.86	75,175,669.77
Less:	0.00	0.00	0.00
Lapsed NCA	3,330,136.30	0.00	3,330,136.30
Disbursements	50,452,498.20	19,498,009.75	69,950,507.95
Less: Other Non-Cash Disbursements	0.00	0.00	0.00
Disbursements effected through outright deductions from claims	0.00	0.00	0.00
Overpayment of expenses (e.g. personnel benefits)	0.00	0.00	0.00
Restitution for loss of government property	0.00	0.00	0.00
Liquidated damages and similar claims	0.00	0.00	0.00
Others (e.g. T.E.F., B.T., Docs Stamp, etc.)	0.00	0.00	0.00
App/less: Adjustments (e.g. cancelled/voided checks)	0.00	0.00	0.00
Balance of Disbursement Authorities as at date	1,805,810.41	69,212.11	1,865,022.52
Total Disbursements Program	85,920,000.00	20,326,000.00	106,256,000.00
Less: *Actual Disbursements	50,452,498.20	19,498,009.75	69,950,507.95
(Over)/Under spending	35,467,501.80	89,999.25	36,307,499.05

Notes: * The use of NTA is discouraged
Notes: ** Amounts should tally with the grand total disbursement (column 27).

Certified Correct:
BERNITO S. VER, JR.
Accountant
Date: 2022-07-23 13:00:42

Approved:
CARMELO S. EDWINO
Vice President for Administration, Finance and Planning
Date: 2022-07-23 13:05:58

Approved by:
JOY C. CASTRANO
College President
Date: 2022-07-23 13:08:47

MONTHLY REPORT OF DISBURSEMENTS
For the month of June 2022

Department: State Universities and Colleges (SUCs)
 Agency/Entity: Agusan del Sur State College of Agriculture and Technology
 Operating Unit: < not applicable >
 Organization Code (UAOS): 08 104 000000
 Fund Cluster: 01 Regular Agency Fund


Particulars	Current Year Budget					Prior Year's Accounts Payable					Current Year's Accounts Payable					SUB-TOTAL	Trust Liabilities				Grand Total					Remarks	
	PS	MOOE	FinEx	CO	TOTAL	PS	MOOE	FinEx	CO	Sub-Total	PS	MOOE	FinEx	CO	Sub-Total		TOTAL	PS	MOOE	CO	TOTAL	PS	MOOE	FinEx	CO		TOTAL
	1	2	3	4	5	6	7	8	9	10	11	12	13	14	15		16	17	18	19	20	21	22	23	24		25
CASH DISBURSEMENTS	4,473,289.67	3,624,098.57	0.00	5,253,676.10	13,351,066.34	0.00	4,076,438.89	0.00	136,740.00	4,216,178.89	0.00	0.00	0.00	80,725.44	80,725.44	4,296,904.33	17,647,970.64	0.00	0.00	0.00	0.00	4,473,289.67	7,703,537.43	0.00	5,471,143.54	17,647,970.64	
Notice of Cash Allocation (NCA)	4,473,289.67	3,624,098.57	0.00	5,253,676.10	13,351,066.34	0.00	4,076,438.89	0.00	136,740.00	4,216,178.89	0.00	0.00	0.00	80,725.44	80,725.44	4,296,904.33	17,647,970.64	0.00	0.00	0.00	0.00	4,473,289.67	7,703,537.43	0.00	5,471,143.54	17,647,970.64	
MDS Checks Issued	570,423.79	343,811.46	0.00	0.00	914,035.27	0.00	729,223.22	0.00	136,740.00	865,963.22	0.00	0.00	0.00	0.00	0.00	865,963.22	1,779,998.49	0.00	0.00	0.00	0.00	570,423.79	1,972,634.70	0.00	136,140.00	1,779,998.49	
Advice to Debt Account	3,902,865.88	3,280,287.09	0.00	5,253,676.10	12,437,031.07	0.00	3,350,215.64	0.00	0.00	3,350,215.64	0.00	0.00	0.00	80,725.44	80,725.44	3,430,941.08	15,667,972.15	0.00	0.00	0.00	0.00	3,902,865.88	6,680,702.73	0.00	5,334,463.54	15,667,972.15	
Notice of Transfer Allocations (NTA)	0.00	0.00	0.00	0.00	0.00	0.00	0.00	0.00	0.00	0.00	0.00	0.00	0.00	0.00	0.00	0.00	0.00	0.00	0.00	0.00	0.00	0.00	0.00	0.00	0.00	0.00	0.00
MDS Checks Issued	0.00	0.00	0.00	0.00	0.00	0.00	0.00	0.00	0.00	0.00	0.00	0.00	0.00	0.00	0.00	0.00	0.00	0.00	0.00	0.00	0.00	0.00	0.00	0.00	0.00	0.00	0.00
Advice to Debt Account	0.00	0.00	0.00	0.00	0.00	0.00	0.00	0.00	0.00	0.00	0.00	0.00	0.00	0.00	0.00	0.00	0.00	0.00	0.00	0.00	0.00	0.00	0.00	0.00	0.00	0.00	0.00
Working Fund for FAPs	0.00	0.00	0.00	0.00	0.00	0.00	0.00	0.00	0.00	0.00	0.00	0.00	0.00	0.00	0.00	0.00	0.00	0.00	0.00	0.00	0.00	0.00	0.00	0.00	0.00	0.00	0.00
Cash Disbursement Ceiling (CDC)	0.00	0.00	0.00	0.00	0.00	0.00	0.00	0.00	0.00	0.00	0.00	0.00	0.00	0.00	0.00	0.00	0.00	0.00	0.00	0.00	0.00	0.00	0.00	0.00	0.00	0.00	0.00
TOTAL CASH DISBURSEMENTS	4,473,289.67	3,624,098.57	0.00	5,253,676.10	13,351,066.34	0.00	4,076,438.89	0.00	136,740.00	4,216,178.89	0.00	0.00	0.00	80,725.44	80,725.44	4,296,904.33	17,647,970.64	0.00	0.00	0.00	0.00	4,473,289.67	7,703,537.43	0.00	5,471,143.54	17,647,970.64	
NON-CASH DISBURSEMENTS	334,874.36	24,888.52	0.00	62,764.55	422,327.43	0.00	113,323.14	0.00	7,740.00	121,063.14	0.00	0.00	0.00	0.00	0.00	121,063.14	543,390.57	0.00	0.00	0.00	0.00	334,874.36	138,011.66	0.00	70,504.55	543,390.57	
Tax Remittance Advices issued (TRA)	334,869.37	24,888.52	0.00	62,764.55	422,322.44	0.00	113,323.14	0.00	7,740.00	121,063.14	0.00	0.00	0.00	0.00	0.00	121,063.14	543,385.58	0.00	0.00	0.00	0.00	334,869.37	138,011.66	0.00	70,504.55	543,385.58	
Non-Cash Availment Authority (NCAA)	0.00	0.00	0.00	0.00	0.00	0.00	0.00	0.00	0.00	0.00	0.00	0.00	0.00	0.00	0.00	0.00	0.00	0.00	0.00	0.00	0.00	0.00	0.00	0.00	0.00	0.00	
Disbursements effected through outright deductions from claims (please specify...)	4.99	0.00	0.00	4.99	0.00	0.00	0.00	0.00	0.00	0.00	0.00	0.00	0.00	0.00	0.00	0.00	4.99	0.00	0.00	0.00	4.99	0.00	0.00	0.00	0.00	4.99	
Overpayment of expenses (e.g. personnel benefits)	4.99	0.00	0.00	4.99	0.00	0.00	0.00	0.00	0.00	0.00	0.00	0.00	0.00	0.00	0.00	0.00	4.99	0.00	0.00	0.00	4.99	0.00	0.00	0.00	0.00	4.99	
Restitution for loss of government property	0.00	0.00	0.00	0.00	0.00	0.00	0.00	0.00	0.00	0.00	0.00	0.00	0.00	0.00	0.00	0.00	0.00	0.00	0.00	0.00	0.00	0.00	0.00	0.00	0.00	0.00	
Liquidated damages and similar claims	0.00	0.00	0.00	0.00	0.00	0.00	0.00	0.00	0.00	0.00	0.00	0.00	0.00	0.00	0.00	0.00	0.00	0.00	0.00	0.00	0.00	0.00	0.00	0.00	0.00	0.00	
Others (e.g. TEF, BTR, Docs Stamp, etc.)	0.00	0.00	0.00	0.00	0.00	0.00	0.00	0.00	0.00	0.00	0.00	0.00	0.00	0.00	0.00	0.00	0.00	0.00	0.00	0.00	0.00	0.00	0.00	0.00	0.00	0.00	
TOTAL NON-CASH DISBURSEMENTS	334,874.36	24,888.52	0.00	62,764.55	422,327.43	0.00	113,323.14	0.00	7,740.00	121,063.14	0.00	0.00	0.00	0.00	0.00	121,063.14	543,390.57	0.00	0.00	0.00	0.00	334,874.36	138,011.66	0.00	70,504.55	543,390.57	
GRAND TOTAL	4,808,164.03	3,648,987.09	0.00	5,316,440.65	13,773,393.77	0.00	4,192,762.03	0.00	144,480.00	4,337,242.00	0.00	0.00	0.00	80,725.44	80,725.44	4,417,967.44	18,191,361.21	0.00	0.00	0.00	0.00	4,808,164.03	7,841,549.09	0.00	5,541,648.09	18,191,361.21	

Particulars	Previous Report (\$)	This Month (\$)	As at Date (\$)
Total Disbursement Authorities Received	75,175,698.77	16,296,385.58	91,472,084.35
NCA	72,438,000.00	15,753,000.00	88,191,000.00
NTA	0.00	0.00	0.00
Working Fund	0.00	0.00	0.00
TRA	2,737,698.77	543,385.58	3,281,084.35
CDC	0.00	0.00	0.00
NCAA	0.00	0.00	0.00
Less: Notice of Transfer of Allocations (NTA) issued	0.00	0.00	0.00
Total Disbursement Authorities Available	75,175,698.77	16,296,385.58	91,472,084.35
Less:	0.00	0.00	0.00
Lapsed NCA	3,330,138.30	0.00	3,330,138.30
Disbursements	69,950,507.95	16,191,361.21	86,141,869.16
Less: Other Non-Cash Disbursements	0.00	0.00	0.00
Disbursements effected through outright deductions from claims	0.00	0.00	0.00
Overpayment of expenses (e.g. personnel benefits)	0.00	0.00	0.00
Restitution for loss of government property	0.00	0.00	0.00
Liquidated damages and similar claims	0.00	0.00	0.00
Others (e.g. TEF, BTR, Docs Stamp, etc.)	0.00	0.00	0.00
Add: Less: Adjustments (e.g. cancelled/issued checks)	0.00	0.00	0.00
Balance of Disbursement Authorities as at date	1,895,022.52	(1,894,975.63)	40.89
Total Disbursements Program	106,298,000.00	16,511,000.00	122,769,000.00
Less: *Actual Disbursements	69,950,507.95	16,191,361.21	86,141,869.16
(Over)/Under spending	36,307,492.05	(1,680,361.21)	34,627,130.84

Notes: * The use of NTA is discouraged
 Notes: ** Amounts should tally with the grand total disbursement (column 27).

Certified Correct:
 BERNITO OLIVERA, JR.
 Accountant
 Date: 2022-07-23 13:00:47


 CARMELO S. LLANTO
 Vice President for Administration, Finance and Planning
 Date: 2022-07-23 13:08:11


 JOY C. CABISTRANO
 College President
 Date: 2022-07-23 13:08:51

MONTHLY REPORT OF DISBURSEMENTS
For the month of January 2022

PAGE 4

Department: State Universities and Colleges (SUCs)
Agency/Office: Agriscan del Sur State College of Agriculture and Technology
Operating Unit: (not applicable)
Organization Code (UA-CE): 08 104 000000
Fund Cluster: 01 Regular Agency Fund

Particulars	Current Year Budget					Prior Year's Accounts Payable					Current Year's Accounts Payable					TOTAL	SUB-TOTAL	Total Liabilities					Grand Total					Remarks				
	PS	MOOE	Other	Other	TOTAL	PS	MOOE	Other	Other	TOTAL	PS	MOOE	Other	Other	TOTAL			PS	MOOE	Other	Other	TOTAL	PS	MOOE	Other	Other	TOTAL					
SALES ENHANCEMENT	2,059,902.67	3,608,987.29	0.00	0.00	5,668,890.96	0.00	0.00	0.00	0.00	0.00	21,146.66	919,600.46	0.00	0.00	0.00	37,967.70	37,967.70	667,573.70	2,226,474.15	0.00	0.00	0.00	0.00	0.00	2,894,047.85	4,506,638.38	0.00	58,117.30	7,226,474.15			
Notice of Cash Allocation (NCA)	2,059,902.67	3,608,987.29	0.00	0.00	5,668,890.96	0.00	0.00	0.00	0.00	0.00	21,146.66	919,600.46	0.00	0.00	0.00	37,967.70	37,967.70	667,573.70	2,226,474.15	0.00	0.00	0.00	0.00	0.00	2,894,047.85	4,506,638.38	0.00	58,117.30	7,226,474.15			
MOOE Checks Issued	0.00	0.00	0.00	0.00	0.00	0.00	0.00	0.00	0.00	0.00	0.00	0.00	0.00	0.00	0.00	0.00	0.00	0.00	0.00	0.00	0.00	0.00	0.00	0.00	0.00	0.00	0.00	0.00	0.00	0.00	0.00	0.00
Notice of Cash Allocation	2,059,902.67	3,608,987.29	0.00	0.00	5,668,890.96	0.00	0.00	0.00	0.00	0.00	21,146.66	919,600.46	0.00	0.00	0.00	37,967.70	37,967.70	667,573.70	2,226,474.15	0.00	0.00	0.00	0.00	0.00	2,894,047.85	4,506,638.38	0.00	58,117.30	7,226,474.15			
Notice of Transfer Allocation (NTA)	0.00	0.00	0.00	0.00	0.00	0.00	0.00	0.00	0.00	0.00	0.00	0.00	0.00	0.00	0.00	0.00	0.00	0.00	0.00	0.00	0.00	0.00	0.00	0.00	0.00	0.00	0.00	0.00	0.00	0.00	0.00	
MOOE Checks Issued	0.00	0.00	0.00	0.00	0.00	0.00	0.00	0.00	0.00	0.00	0.00	0.00	0.00	0.00	0.00	0.00	0.00	0.00	0.00	0.00	0.00	0.00	0.00	0.00	0.00	0.00	0.00	0.00	0.00	0.00	0.00	
Notice of Cash Allocation	0.00	0.00	0.00	0.00	0.00	0.00	0.00	0.00	0.00	0.00	0.00	0.00	0.00	0.00	0.00	0.00	0.00	0.00	0.00	0.00	0.00	0.00	0.00	0.00	0.00	0.00	0.00	0.00	0.00	0.00	0.00	
Working Fund for FAAs	0.00	0.00	0.00	0.00	0.00	0.00	0.00	0.00	0.00	0.00	0.00	0.00	0.00	0.00	0.00	0.00	0.00	0.00	0.00	0.00	0.00	0.00	0.00	0.00	0.00	0.00	0.00	0.00	0.00	0.00	0.00	
Local Development Ceiling (LDC)	0.00	0.00	0.00	0.00	0.00	0.00	0.00	0.00	0.00	0.00	0.00	0.00	0.00	0.00	0.00	0.00	0.00	0.00	0.00	0.00	0.00	0.00	0.00	0.00	0.00	0.00	0.00	0.00	0.00	0.00	0.00	
TOTAL NON-CASH DISBURSEMENTS	2,059,902.67	3,608,987.29	0.00	0.00	5,668,890.96	0.00	0.00	0.00	0.00	0.00	21,146.66	919,600.46	0.00	0.00	0.00	37,967.70	37,967.70	667,573.70	2,226,474.15	0.00	0.00	0.00	0.00	0.00	2,894,047.85	4,506,638.38	0.00	58,117.30	7,226,474.15			
NON-CASH DISBURSEMENTS	337,767.21	600.00	0.00	0.00	338,367.21	0.00	0.00	0.00	0.00	0.00	0.00	2,902.34	0.00	0.00	0.00	0.00	0.00	0.00	2,902.34	340,369.55	0.00	0.00	0.00	0.00	0.00	343,271.79	2,862.34	0.00	0.00	346,134.13		
Transfer to Other Accounts (TOA)	337,767.21	600.00	0.00	0.00	338,367.21	0.00	0.00	0.00	0.00	0.00	0.00	2,902.34	0.00	0.00	0.00	0.00	0.00	0.00	2,902.34	340,369.55	0.00	0.00	0.00	0.00	0.00	343,271.79	2,862.34	0.00	0.00	346,134.13		
Other Cash Disbursement Authority (OCA)	0.00	0.00	0.00	0.00	0.00	0.00	0.00	0.00	0.00	0.00	0.00	0.00	0.00	0.00	0.00	0.00	0.00	0.00	0.00	0.00	0.00	0.00	0.00	0.00	0.00	0.00	0.00	0.00	0.00	0.00	0.00	
Disbursements affected through subgrant	0.00	0.00	0.00	0.00	0.00	0.00	0.00	0.00	0.00	0.00	0.00	0.00	0.00	0.00	0.00	0.00	0.00	0.00	0.00	0.00	0.00	0.00	0.00	0.00	0.00	0.00	0.00	0.00	0.00	0.00	0.00	
Disbursements from other sources	0.00	0.00	0.00	0.00	0.00	0.00	0.00	0.00	0.00	0.00	0.00	0.00	0.00	0.00	0.00	0.00	0.00	0.00	0.00	0.00	0.00	0.00	0.00	0.00	0.00	0.00	0.00	0.00	0.00	0.00	0.00	
Development of equipment (perennial benefits)	0.00	0.00	0.00	0.00	0.00	0.00	0.00	0.00	0.00	0.00	0.00	0.00	0.00	0.00	0.00	0.00	0.00	0.00	0.00	0.00	0.00	0.00	0.00	0.00	0.00	0.00	0.00	0.00	0.00	0.00	0.00	
Reparation for loss of government property	0.00	0.00	0.00	0.00	0.00	0.00	0.00	0.00	0.00	0.00	0.00	0.00	0.00	0.00	0.00	0.00	0.00	0.00	0.00	0.00	0.00	0.00	0.00	0.00	0.00	0.00	0.00	0.00	0.00	0.00	0.00	
Liquidated damages and similar claims	0.00	0.00	0.00	0.00	0.00	0.00	0.00	0.00	0.00	0.00	0.00	0.00	0.00	0.00	0.00	0.00	0.00	0.00	0.00	0.00	0.00	0.00	0.00	0.00	0.00	0.00	0.00	0.00	0.00	0.00	0.00	
Others (e.g. TEP, ST, Civil Liabilities, etc.)	0.00	0.00	0.00	0.00	0.00	0.00	0.00	0.00	0.00	0.00	0.00	0.00	0.00	0.00	0.00	0.00	0.00	0.00	0.00	0.00	0.00	0.00	0.00	0.00	0.00	0.00	0.00	0.00	0.00	0.00	0.00	
ADD: Less: Adjustments (in a non-distributed check)	0.00	0.00	0.00	0.00	0.00	0.00	0.00	0.00	0.00	0.00	0.00	0.00	0.00	0.00	0.00	0.00	0.00	0.00	0.00	0.00	0.00	0.00	0.00	0.00	0.00	0.00	0.00	0.00	0.00	0.00	0.00	
Balance of Disbursement Authorities as of date	0.00	0.00	0.00	0.00	0.00	0.00	0.00	0.00	0.00	0.00	0.00	0.00	0.00	0.00	0.00	0.00	0.00	0.00	0.00	0.00	0.00	0.00	0.00	0.00	0.00	0.00	0.00	0.00	0.00	0.00	0.00	
Total Disbursements Program	0.00	0.00	0.00	0.00	0.00	0.00	0.00	0.00	0.00	0.00	0.00	0.00	0.00	0.00	0.00	0.00	0.00	0.00	0.00	0.00	0.00	0.00	0.00	0.00	0.00	0.00	0.00	0.00	0.00	0.00	0.00	
Less: Other Disbursements	0.00	0.00	0.00	0.00	0.00	0.00	0.00	0.00	0.00	0.00	0.00	0.00	0.00	0.00	0.00	0.00	0.00	0.00	0.00	0.00	0.00	0.00	0.00	0.00	0.00	0.00	0.00	0.00	0.00	0.00	0.00	
Expenditure available	0.00	0.00	0.00	0.00	0.00	0.00	0.00	0.00	0.00	0.00	0.00	0.00	0.00	0.00	0.00	0.00	0.00	0.00	0.00	0.00	0.00	0.00	0.00	0.00	0.00	0.00	0.00	0.00	0.00	0.00	0.00	
TOTAL NON-CASH DISBURSEMENTS	337,767.21	600.00	0.00	0.00	338,367.21	0.00	0.00	0.00	0.00	0.00	0.00	2,902.34	0.00	0.00	0.00	0.00	0.00	0.00	2,902.34	340,369.55	0.00	0.00	0.00	0.00	0.00	343,271.79	2,862.34	0.00	0.00	346,134.13		
GRAND TOTAL	2,397,669.88	3,609,587.29	0.00	0.00	6,007,257.17	0.00	0.00	0.00	0.00	0.00	21,146.66	922,502.80	0.00	0.00	0.00	37,967.70	37,967.70	667,573.70	2,229,376.49	0.00	0.00	0.00	0.00	0.00	2,896,910.54	4,509,500.72	0.00	58,117.30	7,302,877.26			

SUMMARY

Particulars	Previous Report	This Month	As of Date
Total Disbursement Authorities Available	0.00	21,336,389.95	21,336,389.95
NCA	0.00	21,098,000.00	21,098,000.00
NTA	0.00	0.00	0.00
Working Fund	0.00	0.00	0.00
TOA	0.00	346,389.95	346,389.95
CDC	0.00	0.00	0.00
NCAA	0.00	0.00	0.00
Less: Notice of Transfer of Allocation (NTAT) issued	0.00	0.00	0.00
Total Disbursement Authorities Available	0.00	21,336,389.95	21,336,389.95
Less:	0.00	0.00	0.00
Unliquidated NCA	0.00	0.00	0.00
Disbursements	0.00	7,968,872.70	7,968,872.70
Less: Other Non-Cash Disbursements	0.00	0.00	0.00
Disbursements affected through subgrant (deductions from claims)	0.00	0.00	0.00
Development of equipment (perennial benefits)	0.00	0.00	0.00
Reparation for loss of government property	0.00	0.00	0.00
Liquidated damages and similar claims	0.00	0.00	0.00
Others (e.g. TEP, ST, Civil Liabilities, etc.)	0.00	0.00	0.00
ADD: Less: Adjustments (in a non-distributed check)	0.00	0.00	0.00
Balance of Disbursement Authorities as of date	0.00	13,367,517.25	13,367,517.25
Total Disbursements Program	0.00	16,404,000.00	16,404,000.00
Less: Other Disbursements	0.00	7,968,872.70	7,968,872.70
Expenditure available	0.00	5,958,517.25	5,958,517.25

Notes: * The use of NTA is discouraged
Notes: ** Amounts should tally with the grand total disbursement (column 28)

Checked/Corrected:
BERNARD CLAVEZ, Jr.
Accountant
Date: 2022-03-16 17:30:32

GPNIELLO S. LACRITO
Vice President for Administration, Finance and Planning
Date: 2022-03-16 17:31:47

ROY C. CAPISTRANO
College President
Date: 2022-03-16 17:33:32

MONTHLY REPORT OF DISBURSEMENTS
For the month of February 2022

Department: State Universities and Colleges (SUCs)
Agency/Office: Regional Adm. State College of Agriculture and Technology
Operating Unit: < not applicable >
Organization Code (AACC): 05 104 390003
Fund Cluster: 01 Regular Agency Fund

Particulars	Current Year Budget					Prior Year's Actuals Payable										Current Year's Accounts Payable					Total Disburse					Grand Total					Remarks					
	PS	MOOE	PrEds	OO	TOTAL	PS	MOOE	PrEds	OO	Sub-Total	PS	MOOE	PrEds	OO	Sub-Total	TOTAL	PS	MOOE	PrEds	OO	TOTAL	PS	MOOE	PrEds	OO	TOTAL										
	1	2	3	4	5	6	7	8	9	10	11	12	13	14	15	16	17	18	19	20	21	22	23	24	25	26	27									
TOTAL DISBURSEMENTS	6,224,882.00	5,766,173.72	0.00	0.00	11,991,055.72	102,879,396	102,879,396	4,522,501.44	0.00	107,401,897.44	0.00	0.00	0.00	0.00	107,401,897.44	113,991,952.88	113,991,952.88	5,551,561.39	4,736,327.93	0.00	0.00	10,339,841.21	113,991,952.88	113,991,952.88	5,551,561.39	4,736,327.93	0.00	0.00	10,339,841.21	124,281,794.09	124,281,794.09	5,551,561.39	4,736,327.93	0.00	0.00	10,339,841.21
TOTAL CASH DISBURSEMENTS	6,224,882.00	5,766,173.72	0.00	0.00	11,991,055.72	102,879,396	102,879,396	4,522,501.44	0.00	107,401,897.44	0.00	0.00	0.00	0.00	107,401,897.44	113,991,952.88	113,991,952.88	5,551,561.39	4,736,327.93	0.00	0.00	10,339,841.21	113,991,952.88	113,991,952.88	5,551,561.39	4,736,327.93	0.00	0.00	10,339,841.21	124,281,794.09	124,281,794.09	5,551,561.39	4,736,327.93	0.00	0.00	10,339,841.21
TOTAL NON-CASH DISBURSEMENTS	0.00	0.00	0.00	0.00	0.00	0.00	0.00	0.00	0.00	0.00	0.00	0.00	0.00	0.00	0.00	0.00	0.00	0.00	0.00	0.00	0.00	0.00	0.00	0.00	0.00	0.00	0.00	0.00	0.00	0.00	0.00	0.00	0.00	0.00	0.00	

Particulars	Previous Report	This Month	All At Date
(0)	(1)	(2)	(3)
Total Disbursement, Audited (Previous)	21,266,349.92	8,360,504.05	29,626,853.97
NCA	21,266,349.92	8,360,504.05	29,626,853.97
NFA	0.00	0.00	0.00
Working Fund	0.00	0.00	0.00
NSA	340,346.95	802,504.05	1,142,850.99
CDC	0.00	0.00	0.00
MOCA	0.00	0.00	0.00
Less: Partial of Disbursements PPT/PT issued	0.00	0.00	0.00
Total Disbursement, both Audited	21,266,349.92	8,360,504.05	29,626,853.97
Less:	0.00	0.00	0.00
Less: NCA	0.00	0.00	0.00
Disbursements	7,556,972.70	6,548,551.45	14,105,524.15
Less: Other than Cash Disbursements	0.00	0.00	0.00
Disbursements affected through subject (check/credit from claims)	0.00	0.00	0.00
Overpayment of accounts payable (benefit)	0.00	0.00	0.00
Rebates for loss of government property	0.00	0.00	0.00
Unsettled damages and other claims	0.00	0.00	0.00
Others (e.g. REP, RTI, Check Stamp, etc.)	0.00	0.00	0.00
Net Disbursement (in a consolidated check)	0.00	0.00	0.00
Balance of Disbursement, Audited as at date	14,709,377.22	1,811,952.60	16,521,329.82
Total Disbursement Program	14,709,377.22	1,811,952.60	16,521,329.82
Less: Fiscal Disbursements	7,556,972.70	6,548,551.45	14,105,524.15
Overpayment (quantity)	0.00	0.00	0.00

Note - The use of NFA is discouraged
Notes - The use of NFA is discouraged

Checked/Corrected
BEATRIZ A. OLIVERA, JR.
Accountant
Date: 2022-03-17 17:32:12

CARLETO S. LEONTO
Vice President for Administration, Finance and Planning
Date: 2022-03-17 17:33:30

Approved By
JOY C. BARRERA
College President
Date: 2022-03-17 17:35:18

