

**QUARTERLY PHYSICAL REPORT OF OPERATION**  
As of December 31, 2022

Department : State Universities and Colleges (SUCs)  
 Agency : Agusan del Sur State College of Agriculture and Technology  
 Operating Unit : < not applicable >  
 Organization Code (UACS) : 08 104 000000


Particulars	UACS CODE	Physical Target (Budget Year)					Physical Accomplishment (Budget Year)					Variance as of 12/31/2022	Remarks
		1st Quarter	2nd Quarter	3rd Quarter	4th Quarter	Total	1st Quarter	2nd Quarter	3rd Quarter	4th Quarter	Total		
1	2	3	4	5	6	7	8	9	10	11	12	13	14
<b>HIGHER EDUCATION PROGRAM</b>													
OO : Relevant and quality tertiary education ensured to achieve inclusive growth and access of poor but deserving students to quality tertiary education increased													
Outcome Indicators													
1. Percentage of first-time licensure exam takers that pass the licensure exams			101.1% of the NPR	101.1% of the NPR	101.1% of the NPR	101.1% (of NPR)	98.63% of the NPR (LET - BEED & BSED)	65.74% of the NPR (LET - BEED & BSED, LECE & LEET)	16.76% of the NPR (LEABE)	82.31% of the NPR (LEA; LET - BEED & BSED)	74.04% of the NPR Over-All Accomplishment	-27.06%	An overall accomplishment of 74.04% was achieved by the College for F.Y. 2022. Factoring in all the results from the LEA, LET, LECE, LEET and LEABE Examinations, the College still failed to achieve the 101.10% of the NPR target due to reasons beyond control. However, from the October LET 2022 Examination, the College was able to produce two (2) top-notchers (Top 7 and Top 8).
2. Percentage of graduates (2 years prior) that are employed				83.00%	15.10%	98.10%	17.21% (116/674)	10.53% (71/674)	55.93% (377/674)	14.54% (98/674)	98.21% (662/674)		In the fourth quarter, as a result of the conducted tracer to the graduates of 2020 there were additional 98 graduates that were employed. Thus, a total of 98.21% or 662 out of the 674 graduates were employed. The College is expediting all its efforts and resources to increase the number of traced students.
Output Indicators													
1. Percentage of undergraduate students enrolled in CHED-identified and RDC-identified priority programs				100%		100%			100% (7732/7732)		100% (7732/7732)	0	100% Accomplished. There were 7732 students enrolled for the 1st Sem. A.Y. 2022-2023. 100% or 7732 are enrolled in either CHED-identified and RDC-identified priority programs.
2. Percentage of undergraduate programs with accreditation				100% (9/9)		100% (9/9)	100% (9/9)				100% (9/9)	0	100% Accomplished. All the 9 accreditable programs were accredited by AACCCUP.
<b>ADVANCED EDUCATION PROGRAM</b>													
OO : Higher education research improved to promote economic productivity and innovation													
Outcome Indicator													
1. Percentage of graduate school faculty engaged in research work applied in any of the following:													
a. pursuing advanced research degree programs (Ph.D.) or						N/A	N/A	N/A	N/A	N/A	N/A		N/A
b. actively pursuing within the last three (3) years (investigative research, basic and applied scientific research, policy research, social science research) or			18.18% (2/11)	18.18% (2/11)	45.45% (5/11)	100% (11/11)	18.18% (2/11)	18.18% (2/11)	45.45% (5/11)	18.18% (2/11)	100% (11/11)	0	100% or 2 out of 2 of the targets were accomplished for the fourth quarter. Listed below are the following research conducted and completed from 2021-2022: 1. Effect of Moringa Leaf Stalk Extract on Tomato Seed Germination; 2. ASSCAT Upland Agroforestry: An Agroforestry Extension cum Research Project Model. 100% of the set targets is already accomplished as of December 9, 2022.
c. producing technologies for				27.27% (3/11)	9.09% (1/11)	36.36% (4/11)			27.27% (3/11)	9.09% (1/11)	36.36% (4/11)	0	9.09% or 1 out of 1 of the fourth quarter targets were accomplished giving us a 100% accomplishment rate for the quarter. The following technologies were produced for commercialization or livelihood improvement: 1. Yield Performance of Ratoon Rice (Oryza Sativa) Under Different Irrigation Techniques; 100% of the set targets is already accomplished as of December 9, 2022.


Department : State Universities and Colleges (SUCs)  
 Agency : Agusan del Sur State College of Agriculture and Technology  
 Operating Unit : < not applicable >  
 Organization Code (UACS) : 08 104 0000000


Particulars	UACS CODE	Physical Target (Budget Year)					Physical Accomplishment (Budget Year)					Variance as of 12/31/2022	Remarks
		1st Quarter	2nd Quarter	3rd Quarter	4th Quarter	Total	1st Quarter	2nd Quarter	3rd Quarter	4th Quarter	Total		
1	2	3	4	5	6	7	8	9	10	11	12	13	14
commercialization or livelihood improvement or													
d. whose research work resulted in an extension program			9.09% (1/11)	18.18% (2/11)	9.09% (1/11)	36.36% (4/11)		9.09% (1/11)	18.18% (2/11)	9.09% (1/11)	36.36% (4/11)	0	9.09% or 1 out of 1 of the fourth quarter targets were accomplished giving us a 100% accomplishment rate for the quarter. Enumerated below are the Research works which resulted in an extension program: 1. Effect of Automated Aeration System on Growth and Production of Fish in Earthen Ponds (by Julie O. Lucnod). 100% of the set targets is already accomplished as of December 9, 2022.
Output Indicators													
1. Percentage of graduate students enrolled in CHED-identified or RDC-identified priority programs				100%		100%			100% (80/80)		100% (80/80)	0	100 % Accomplished. The total number of enrolled students for 1st Semester A.Y. 2022-2023 were as follows: MS ABE - 11; MS An. Sci. - 12; MS Agron - 27; and MS Horti - 30.
2. Percentage of accredited graduate programs		100% (3/3)				100% (3/3)	100% (3/3)				100% (3/3)	0	100% Accomplished. All the 3 accreditable programs were accredited by AACUP.
RESEARCH PROGRAM	3202000000000000												
OO : Higher education research improved to promote economic productivity and innovation													
Outcome Indicator													
1. Number of research outputs in the last three years utilized by the industry or by other beneficiaries		1	2	4	1	8	1	1	6		8	0	100 % Accomplished. All the 8 set targets were complied as of December 9, 2022.
Output Indicators													
1. Number of research outputs completed within the year			24	15	6	45	8	10	27		45	0	100 % Accomplished. The Office of the Research Services conducted International Conference on Research, Innovation and Development (INTERCONRIDE) on September 29-30, 2022, hosted by ASSCAT and Camiguin Polytechnic State College (CPSC) with national and foreign plenary speakers which was actively participated by the Faculty from different Colleges.
2. Percentage of research outputs presented in national, regional, and international fora within the year				86%	14%	100%			100% (45/45)		100% (45/45)	0	100 % Accomplished. Conduct of International Conference on Research, Innovation and Development (INTERCONRIDE) on September 29-30, 2022 co-hosted by Camiguin Polytechnic State College (CPSC) enabled researchers to showcase their deliverables during the activity.
TECHNICAL ADVISORY EXTENSION PROGRAM	3301000000000000												
OO : Community engagement increased													
Outcome Indicator													
1. Number of active partnerships with LGUs, industries, NGOs, NGAs, SMEs, and other stakeholders as a result of extension activities			3	4	2	9		3	4	2	9	0	100% of the set targets is already accomplished as of December 9, 2022. 2 out of 2 of the fourth quarter targets were accomplished giving us a 100% accomplishment rate for the quarter. The College was able to establish partnership as elaborated below: 1. MOA between ASSCAT and CHR Caraga for implementing as ASSCAT Center for Human Rights Education; 2. MOA between ASSCAT and LGU- Bayugan City for implementing Techno-Gabay Program
Output Indicators													
1. Number of trainees weighted by the		500	1017	1772	266	3,555	516.25	1,122.50	1825	337	3800.75	245.75	337 out of the 266 target for fourth quarter was accomplished leaving a

Department : State Universities and Colleges (SUCs)  
 Agency : Agusan del Sur State College of Agriculture and Technology  
 Operating Unit : < not applicable >  
 Organization Code (UACS) : 08 104 0000000

Particulars	UACS CODE	Physical Target (Budget Year)					Physical Accomplishment (Budget Year)					Variance as of 12/31/2022	Remarks
		1st Quarter	2nd Quarter	3rd Quarter	4th Quarter	Total	1st Quarter	2nd Quarter	3rd Quarter	4th Quarter	Total		
1	2	3	4	5	6	7	8	9	10	11	12	13	14
length of training													positive variance of 71 for the quarter. As for the annual targets, 3800.75 out of the set target of 3555 was accomplished leaving a positive variance of 245.75 or a positive variance of 6.91% in addition to the 100% annual target.
2. Number of extension programs organized		3	6	7	3	19	4	6	8	3	21	2	100% of the set targets is already accomplished as of December 9, 2022 with a positive variance of 2. Enumerated below are the extension programs organized and supported consistent with the SUC's mandated and priority programs: 1. Capability Building on the Art of Article Writing in Action Research to Agusan Del Sur National Science High School (Part 2) with Integration on Education 4.0; 2. Competency Enhancement Training for Government Employees of Municipality of Trento with Integration on Industry 4.0; 3. Training-workshop on the Preparation of Strategic Intervention Materials for Elementary and Secondary School Teachers with Integration on Education 4.0.
and supported consistent with the SUC's mandated and priority programs													
3. Percentage of beneficiaries who rate the training course/s as satisfactory or higher in terms of quality and relevance		100%	100%	100%	100%	100%	100%	100%	100%	100%	100%	0	100% Accomplished as of December 9, 2022. All identified beneficiaries/trainees rated as satisfactory or higher in terms of quality and relevance of the conducted training or services.

Prepared By:   
 LEOLYN MAE P. JUSAY  
 Planning Officer-Designate  
 Date: 2023-01-30 13:49:26

In coordination with:   
 ELINORE M. AMARANTE  
 Budget Officer III  
 Date: 2023-01-30 13:49:26

Approved By:   
 JOY C. CAPISTRANO  
 College President  
 Date: 2023-01-30 14:07:36

**QUARTERLY PHYSICAL REPORT OF OPERATION**  
As of September 30, 2022

Department : State Universities and Colleges (SUCs)  
 Agency : Agusan del Sur State College of Agriculture and Technology  
 Operating Unit : < not applicable >  
 Organization Code (UACS) : 08 104 0000000

Particulars	UACS CODE	Physical Target (Budget Year)					Physical Accomplishment (Budget Year)					Variance	Remarks
		1st Quarter	2nd Quarter	3rd Quarter	4th Quarter	Total	1st Quarter	2nd Quarter	3rd Quarter	4th Quarter	Total		
1	2	3	4	5	6	7	8	9	10	11	12	13	14
HIGHER EDUCATION PROGRAM	3101000000000000												
OO : Relevant and quality tertiary education ensured to achieve inclusive													
Outcome Indicators													
1. Percentage of first-time licensure exam takers that pass the licensure exams			101.1% of the NPR	101.1% of the NPR	101.1% of the NPR	101.1% (of NPR)	98.63% of the NPR (LET - BEED & BSED)	65.74% of the NPR (LET - BEED & BSED, LECE & LEET)	16.76% of the NPR (LEABE)		68.14% of the NPR	-32.96% of the NPR	The Professional Regulation Commission conducted the Agricultural and Biosystems Engineer Licensure Examination on September 2022. The College has an Institutional Passing Rate of 7.69% in which out of the 13 first-time takers, 1 passed the licensure exam while the National Passing Rate is 45.88%. Thus, ASSCAT failed to achieve the 101.10% of the NPR (target) due to reasons beyond control.
2. Percentage of graduates (2 years prior) that are employed				83.00%	15.10%	98.10%	17.21% (116/674)	10.53% (71/674)	55.93% (377/674)		83.67% (564/674)	+0.67%	In the third quarter, as a result of the conducted tracer to the graduates of 2020 there were additional 377 graduates that were employed. Thus, a total of 83.67% or 564 out of the 674 graduates were employed. The College is expediting all its efforts and resources to increase the number of traced students.
Output Indicators													
1. Percentage of undergraduate students enrolled in CHED-identified and RDC-identified priority programs				100%		100%			100% (7732/7732)		100% (7732/7732)	0	There were 7732 students enrolled for the 1st Sem. A.Y. 2022-2023. 100% or 7732 are enrolled in either CHED-identified and RDC-identified priority programs.
2. Percentage of undergraduate programs with accreditation				100% (9/9)		100% (9/9)	100% (9/9)				100% (9/9)	0	100% Accomplished. All the 9 accreditable programs were accredited by AACUP
ADVANCED EDUCATION PROGRAM													
OO : Higher education research improved to promote economic													
Outcome Indicator													
1. Percentage of graduate school faculty engaged in research work applied in any of the following:													
a. pursuing advanced research degree programs (Ph.D.) or						N/A	N/A	N/A			N/A		N/A
b. actively pursuing within the last three (3)		18.18% (2/11)	18.18% (2/11)	45.45% (5/11)	18.18% (2/11)	100% (11/11)	18.18% (2/2)	18.18% (2/2)	45.45% (5/5)		100% (9/9)	0	100% or 5 out of 5 of the targets were accomplished for the third quarter. Listed below are the following research conducted and completed from 2021-2022 1. Flowering Response of Pineapple (Ananas Comosus) to Ethel and Urea Application; 2. Growth Assessment of Out Planted Arabica Coffee (Coffea Arabica L.) as Influenced by Different Organic Based Foliar Fertilizer; 3. Growth Performance of Broiler Chicken Fed with Homemade Ration with Palm Kernel Meal and Commercial Multi-Enzymes; 4. Growth Performance of Ten Promising Varieties of Cacao in Type II Agro-Climatic Zone in Southern Mindanao; and 5. Effects of Fresh Bird Eye Chili Pepper through Diet Supplementation on Growth Performance and Feed Intake for Broiler. The negative 18.18% variance or remaining 2 research

Department : State Universities and Colleges (SUCs)  
 Agency : Agusan del Sur State College of Agriculture and Technology  
 Operating Unit : < not applicable >  
 Organization Code (UACS) : 08 104 0000000


Particulars	UACS CODE	Physical Target (Budget Year)					Physical Accomplishment (Budget Year)					Variance	Remarks
		1st Quarter	2nd Quarter	3rd Quarter	4th Quarter	Total	1st Quarter	2nd Quarter	3rd Quarter	4th Quarter	Total		
1	2	3	4	5	6	7	8	9	10	11	12	13	14
b. actively pursuing within the last three (3) years (investigative research, basic and applied scientific research, policy research, social science research) or		18.18% (2/11)	18.18% (2/11)	45.45% (5/11)	18.18% (2/11)	100% (11/11)	18.18% (2/2)	18.18% (2/2)	45.45% (5/5)		100% (9/9)	0	will be covered by the targets for 4th Quarter.
c. producing technologies for commercialization or livelihood improvement or				27.27% (3/11)	9.09% (1/11)	36.36% (4/11)			27.27% (3/11)		27.27% (3/3)	0	27.27% or 3 out of 3 of the targets were accomplished in the third quarter giving us a 100% accomplishment rate for the quarter. Accomplished the set target for the 3rd Quarter. The following technologies were produced for commercialization or livelihood improvement: 1. Performance Evaluation of Conventional Rotary Type Chipping Machine as Applied to Giant Swamp Taro; 2. Nursery Performance of Ten Promising Varieties of Cacao in Type II Agro-Climatic Zone in Southern Mindanao; and 3. Nutritional Analysis of Moringa Leaves and Leaf Stalk in some Location of Agusan del Sur. The negative 9.09% variance or remaining 1 research will be covered by the targets for 4th Quarter.
d. whose research work resulted in an extension program			9.09% (1/11)	18.18% (2/11)	9.09% (1/11)	36.36% (4/11)		9.09% (1/11)	18.18% (2/11)		27.27% (3/11)	0	27.27% or 3 out of 3 of the targets were accomplished in the third quarter giving us a 100% accomplishment rate for the quarter. Enumerated below are the Research works which resulted in an extension program. 1. Lettuce (Lactuca sativa) Production Using Non-Circulating Hydroponic System; and 2. Technology Development on Moringa Organic Production. The negative 9.09% variance or remaining 1 research will be covered by the targets for 4th Quarter.
1. Percentage of graduate students enrolled in CHED-identified or RDC-identified priority programs				100%		100%			100% (80/80)		100% (80/80)	0	100 % Accomplished. The total number of enrolled students for 1st Semester A.Y. 2022-2023 were as follows: MS ABE - 11; MS An. Sci. - 12; MS Agron - 27; and MS Horti - 30.
2. Percentage of accredited graduate programs		100% (3/3)				100% (3/3)	100% (3/3)				100% (3/3)	0	100% Accomplished. All the 3 creditable programs were accredited by AACUP
RESEARCH PROGRAM	3202000000000000												
OO : Higher education research improved to promote economic Outcome Indicator													
1. Number of research outputs in the last three years utilized by the industry or by other beneficiaries		1	2	4	1	8	1	1	6		8	+2	Surpassed the set target for the 3rd Quarter with two more research outputs being added to the actual 4 targets and giving us a 100% accomplishment rate for the overall total. Hence, enumerated below are the list of research outputs utilized by other beneficiaries in the last three years: 1. Acceptability Of "Gelatina De Dilenia" Fruit Spread; 2. Acceptability of Onaw-Tilapia (Oreochromis niloticus) Halo-halo; 3. Utilization of Sago Flour Enriched with Saluyot (Corchorus olitorius) in making Dry Noodles; 4. Butterfly Species Diversity in Imelda Small-scale Watershed, Philippines with New Locality Record; 5. Laying Performance Of Quail Supplemented With Oil Palm Kernel Meal And Chayote Extract; and 6. Laying Performance of Quail (Coturnix Japonica) Supplemented With Oil Palm Kernel Meal and Fermented Azolla.


Department : State Universities and Colleges (SUCs)  
 Agency : Agusan del Sur State College of Agriculture and Technology  
 Operating Unit : < not applicable >  
 Organization Code (UACS) : 08 104 000000


Particulars	UACS CODE	Physical Target (Budget Year)					Physical Accomplishment (Budget Year)					Variance	Remarks
		1st Quarter	2nd Quarter	3rd Quarter	4th Quarter	Total	1st Quarter	2nd Quarter	3rd Quarter	4th Quarter	Total		
1	2	3	4	5	6	7	8	9	10	11	12	13	14
Output Indicators													
1. Number of research outputs completed			24	15	6	45	8	10	27		45	0	The Office of the Research Services conducted International Conference on Research, Innovation and Development (INTERCONRIDE) on September 29-30, 2022, hosted by ASSCAT and Camiguin Polytechnic State College (CPSC) with national and foreign plenary speakers which was actively participated by the Faculty from different Colleges. Thus, resulting to 100% accomplishment of the target.
within the year													
2. Percentage of research outputs				86%	14%	100%			100% (45/45)		100% (45/45)	0	Conducted International Conference on Research, Innovation and Development (INTERCONRIDE) on September 29-30, 2022 co-hosted by Camiguin Polytechnic State College (CPSC) enables researchers to showcase their deliverables during the 3rd quarter.
presented in national, regional, and international fora within the year													
TECHNICAL ADVISORY EXTENSION PROGRAM	3301000000000000												
OO : Community engagement increased													
Outcome Indicator													
1. Number of active partnerships with LGUs,			3	4	2	9		3	4		7	0	Accomplished 100% of the target for the 3rd Quarter. The College was able to establish partnership as elaborated below: 1. MOA between ASSCAT & Techno-Demo Cooperator; 2. MOA between ASSCAT & LGU Trento for implementing Competency Enhancement Training for Government Employees in the Municipality of Trento; 3. MOA between ASSCAT & BDH for implementing Competency Enhancement Training for Government Employees in the Bunawan District Hospital; and 4. MOA between ASSCAT and LGU-Veruela for implementing Techno-Gabay Program
industries, NGOs, NGAs, SMEs, and other stakeholders as a result of extension activities													
Output Indicators													
1. Number of trainees weighted by the length of training		500	1017	1772	266	3,555	516.25	1,122.50	1825		3463.75	0	There is an additional requested training from our partner agency on Technical Awareness on Rubber Pest, Disease and Control under the municipalities in Agusan del Sur. No variance as of the third quarter, however, the 91.25 variance will out of the overall total be covered in the scheduled extension activities in the 4th Quarter.
2. Number of extension programs organized		3	6	7	3	19	4	6	8		18	0	Surpassed the set target for the 3rd Quarter. Enumerated below are the extension programs organized and supported consistent with the SUC's mandated and priority programs: 1. Virtual Seminar-Workshop on Pangandam (Phase II); Empowering Job Seekers for Employment Opportunities; 2. Agri-Food Processing Technology with Integration of Industry 4.0; 3. Monitoring of PPA's; 4. Community-based Training Workshop on Riparian Zone Assessment, Management and Protection in Imelda Watershed; 5. Agricultural Waste Utilization Project II; 6. Rattan Handicraft Making; 7. Community Needs Assessment; and 8. Technical Awareness on Rubber Pest, Disease and Control. The remaining variance of 1 extension program will be covered by the 4th Quarter target.
and supported consistent with the SUC's mandated and priority programs													

Department : State Universities and Colleges (SUCs)  
 Agency : Agusan del Sur State College of Agriculture and Technology  
 Operating Unit : < not applicable >  
 Organization Code (UACS) : 08 104 0000000

Particulars	UACS CODE	Physical Target (Budget Year)					Physical Accomplishment (Budget Year)					Variance	Remarks
		1st Quarter	2nd Quarter	3rd Quarter	4th Quarter	Total	1st Quarter	2nd Quarter	3rd Quarter	4th Quarter	Total		
1	2	3	4	5	6	7	8	9	10	11	12	13	14
3. Percentage of beneficiaries who rate the training course/s as satisfactory or higher in terms of quality and relevance		100%	100%	100%	100%	100%	100% (422/422)	100% (788/788)	100% (1314/1314)		100%	0	Accomplished (100%) the target for the 3rd Quarter. All identified beneficiaries/ Trainees rated satisfactory or higher in terms of quality and relevance of the conducted training or services.

Prepared By:  
  
 LEOLYN MAE P. JUSAY  
 Planning Officer  
 2022-10-24 15:51:20

In coordination with:  
  
 ELVOR M. AMARANTE  
 Budget Officer  
 2022-10-24 15:51:20

Approved By:  
  
 JOY C. CAPISTRANO  
 College President  
 2022-10-24 15:59:32

**QUARTERLY PHYSICAL REPORT OF OPERATION**  
As of June 30, 2022

Department: State Universities and Colleges (SUCs)  
 Agency : Agusan del Sur State College of Agriculture and Technology  
 Operating Unit: < not applicable >  
 Organization Code (UACS) : 08 104 0000000

Particulars	UACS CODE	Physical Target (Budget Year)					Physical Accomplishment (Budget Year)					Variance	Remarks
		1st Quarter	2nd Quarter	3rd Quarter	4th Quarter	Total	1st Quarter	2nd Quarter	3rd Quarter	4th Quarter	Total		
1	2	3	4	5	6	7	8	9	10	11	12	13	14
HIGHER EDUCATION PROGRAM	3101000000000000												
OO: Relevant and quality tertiary education ensured to achieve inclusive													
Outcome Indicators													
1. Percentage of first-time licensure exam takers that pass the licensure exams			101.1% of the NPR	101.1% of the NPR	101.1% of the NPR	101.1% (of NPR)	98.63% of the NPR (LET - BEED & BSED)	65.74% of the NPR (LET - BEED & BSED; LECE & LEET)			78.70% of the NPR		The Licensure Examination for Teacher was conducted on March, 2022 in which results were released on April, 2022. Results are as follows: BEED – 2 out of the 2 (100%) first time takers passed, while BSED – 0 out of the 2 first time takers passed the examination. On the other hand, the Licensure Examination for Electronics Engineers (LECE) and Electronics Technician (LEET) was conducted on April, 2022 with the following results: LECE – 0 out of 4 first time takers passed, while LEET – 4 out of 4 (100%) first time takers passed the examination. Resulting to the over-all performance of the College for the 2nd quarter to 65.74% of the NPR. Hence, the Over-all Performance of the College as of June 30, 2022 was 78.70% of the NPR which comprises the combined results of the following 6 examinations conducted from January – June, 2022.
2. Percentage of graduates (2 years prior) that are employed				83.00%	15.10%	98.10%	17.21% (116/674)	10.53% (71/674)			27.74% (187/674)		The College was able to traced in advance 71 graduates of FY 2020 that were employed. Thus, a total of 187 out of 674 graduates were employed.
Output Indicators													
1. Percentage of undergraduate students enrolled in CHED-identified and RDC-identified priority programs				100%		100%							The number of undergraduate students enrolled in CHED and RDC Identified priority programs will be determined during the 1st Semester of A.Y. 2022-2023 which will be on the month of August, 2022. Hence, the physical accomplishment of target will be reflected on the 3rd quarter
2. Percentage of undergraduate programs with accreditation				100% (9/9)		100% (9/9)	100% (9/9)				100% (9/9)	0	100% Accomplished. All the 9 accreditable programs were accredited by AACUP



Department: State Universities and Colleges (SUCs)  
 Agency : Agusan del Sur State College of Agriculture and Technology  
 Operating Unit: < not applicable >  
 Organization Code (UACS) : 08 104 0000000


Particulars	UACS CODE	Physical Target (Budget Year)					Physical Accomplishment (Budget Year)					Variance	Remarks
		1st Quarter	2nd Quarter	3rd Quarter	4th Quarter	Total	1st Quarter	2nd Quarter	3rd Quarter	4th Quarter	Total		
1	2	3	4	5	6	7	8	9	10	11	12	13	14
ADVANCED EDUCATION PROGRAM	320100000000000												
OO : Higher education research improved to promote economic													
Outcome Indicator													
1. Percentage of graduate school faculty													
engaged in research work applied in any													
of the following:													
a. pursuing advanced research degree						N/A	N/A	N/A			N/A		N/A
programs (Ph D.) or													
b. actively pursuing within the last three (3)		18.18% (2/11)	18.18% (2/11)	45.45% (5/11)	18.18% (2/11)	100% (11/11)	18.18% (2/11)	18.18% (2/11)			36.36% (4/11)		Two (2) Graduate School Faculty engaged in Research works conducted and completed from 2020-2021, namely: 1. Evaluation and Characterization of (10) Promising Varieties of Cacao in Type II and III Agro-climatic Zones in Northern and Southern Mindanao; and 2. Nutrition
b. actively pursuing within the last three (3)		18.18% (2/11)	18.18% (2/11)	45.45% (5/11)	18.18% (2/11)	100% (11/11)	18.18% (2/11)	18.18% (2/11)			36.36% (4/11)		Analysis of Moringa Leaf and Leaf Stalk in some Location of Agusan del Sur.
years (investigative research, basic													
and applied scientific research, policy													
research, social science research) or													
c. producing technologies for				27.27% (3/11)	9.09% (1/11)	36.36% (4/11)							
commercialization or livelihood													
improvement or													
d. whose research work resulted in an			9.09% (1/11)	18.18% (2/11)	9.09% (1/11)	36.36% (4/11)		9.09% (1/11)			9.09% (1/11)		Research-based Extension Program Conducted last 2020 entitled: "Water Melon Production"
extension program													
Output Indicators													
1. Percentage of graduate students enrolled in				100%		100%							The number of graduate students enrolled in CHED and RDC Identified priority programs will be determined during the 1st Semester of A.Y. 2022-2023 which will be on the month of August, 2022. Hence, the physical accomplishment of target will be reflected on the 3rd quarter.
CHED-identified or RDC-identified priority programs													
2. Percentage of accredited graduate		100% (3/3)				100% (3/3)	100% (3/3)				100% (3/3)	0	100% Accomplished. All the 3 accreditable programs were accredited by AACCUJ
programs													


Department: State Universities and Colleges (SUCs)  
 Agency : Agusan del Sur State College of Agriculture and Technology  
 Operating Unit: < not applicable >  
 Organization Code (UACS) : 08 104 0000000

Particulars	UACS CODE	Physical Target (Budget Year)					Physical Accomplishment (Budget Year)					Variance	Remarks
		1st Quarter	2nd Quarter	3rd Quarter	4th Quarter	Total	1st Quarter	2nd Quarter	3rd Quarter	4th Quarter	Total		
1	2	3	4	5	6	7	8	9	10	11	12	13	14
RESEARCH PROGRAM	320200000000000												
OO : Higher education research improved to promote economic													
Outcome Indicator													
1. Number of research outputs in the last		1	2	4	1	8	1	1			2	6	The College was able to identify research output which was utilized by the identified beneficiaries entitled "Organic Moringa". However, the 2nd research output "Development of Microcontroller-based Egg Incubator (Tilt Type)" is still in the verification process in order to come-up with a matured technology and will be introduced to the beneficiaries.
three years utilized by the industry or													
by other beneficiaries													
Output Indicators													
1. Number of research outputs completed			24	15	6	45	8	10			15	27	Target was not accomplished due to delayed procurement process attributed to lack of suppliers. However, enumerated below are the research outputs completed for the 2nd quarter within the year 2022: 1. Management Practices of Native Pig Raisers: The Case of Agusan del Sur Philippines; 2. Lettuce Production Using Non-Circulating Hydroponic System, 3. ASSCAT Extension on BIDA SILA sa Barangay Program: An Impact Evaluation Study on Poverty Alleviation; 4. Nutritional Analysis on Waste Utilization on Moringa Leaves as Influenced by Inorganic and Organic Fertilizers; 5. Growth and Yield Performance of Moringa as Influenced by Planting Distance in Upland Conditions; 6. Philippine Social Service Expenditures and their Influence on the Economy; 7. Science again! A Phenomenology in Focus; 8. Struggles of Non-Education Teachers in Senior High; 9. Copula Modeling on the Effect of Literacy Rate on the Labor Force in the Philippines; and 10. Factors Causing the Speaking Anxiety in Language Oral Presentation.
within the year													
2. Percentage of research outputs				86%	14%	100%							No set target and accomplishment for the 2nd quarter
presented in national, regional, and													
international fora within the year													

**Department:** State Universities and Colleges (SUCs)  
**Agency :** Agusan del Sur State College of Agriculture and Technology  
**Operating Unit:** < not applicable >  
**Organization Code (UACS) :** 08 104 0000000

Particulars	UACS CODE	Physical Target (Budget Year)					Physical Accomplishment (Budget Year)					Variance	Remarks
		1st Quarter	2nd Quarter	3rd Quarter	4th Quarter	Total	1st Quarter	2nd Quarter	3rd Quarter	4th Quarter	Total		
1	2	3	4	5	6	7	8	9	10	11	12	13	14
TECHNICAL ADVISORY EXTENSION PROGRAM	330100000000000												
OO: Community engagement increased													
Outcome Indicator													
1 Number of active partnerships with LGUs, industries, NGOs, NGAs, SMEs, and other stakeholders as a result of extension activities			3	4	2	9		3			3	6	Accomplished (100%) the target for the 2nd Quarter. The College was able to establish partnership as elaborated below: 1. Memorandum of Agreement between ASSCAT and Barangay Langkilean, Trento, Agusan del Sur for the BIDASILA Programs, Projects and Activities; 2. Memorandum of Agreement between ASSCAT and Barangay Pangyan, Trento, Agusan del Sur for the BIDASILA Programs, Projects and Activities; and 3. Usufruct Agreement on the Shared Service Facilities (SSF) Project
Output Indicators													
1. Number of trainees weighted by the length of training		500	1017	1772	266	3,555	516.25	1,122.50			1,638.75	1,916.25	Extension Services conducted an on farm and house to house visit on their activities, such as the veterinary services to techno-demo cooperators and non-cooperators in the adopted communities which made to surpass the target.
2. Number of extension programs organized and supported consistent with the SUC's mandated and priority programs		3	6	7	3	19	4	6			10	9	Accomplished (100%) the target for the 2nd Quarter. Enumerated below are the extension programs organized and supported consistent with the SUC's mandated and priority programs: 1. Trash to Treasure- Household Paper and Glass Scrap Repurposing Seminar Workshop; 2. Community Outreach thru Veterinary Services and Information Drive on Community Related Issues; 3. Seminar on Quali and Rabbit Raising; 4. Enhancing Financial Literacy, Entrepreneurial Capability and Enterprise Management Seminar; 5. Seminar on Coconut-Sorghum Intercropping and Market Prospect; and 6. Capability Training on the Media Use of Canva.
3. Percentage of beneficiaries who rate the training course/s as satisfactory or higher in terms of quality and relevance		100%	100%	100%	100%	100%	100% (422/422)	100% (788/788)			100%		Accomplished (100%) the target for the 2nd Quarter. All identified beneficiaries/ Trainees rated as satisfactory or higher in terms of quality and relevance of the conducted training or services.

**Prepared By:**  
  
**CARMELO S. LLANTO**  
 VP for Administration, Finance and Planning

**In coordination with:**  
  
**ELINDA M. AMARANTE**  
 Budget Officer

**Approved By:**  
  
**JOY C. CAPISTRANO**  
 College President

**QUARTERLY PHYSICAL REPORT OF OPERATION**  
As of March 31, 2022

Department : State Universities and Colleges (SUCs)  
 Agency : Agusan del Sur State College of Agriculture and Technology  
 Operating Unit : < not applicable >  
 Organization Code (UACS) : 08 104 0000000


Particulars	UACS CODE	Physical Target (Budget Year)					Physical Accomplishment (Budget Year)					Variance	Remarks
		1st Quarter	2nd Quarter	3rd Quarter	4th Quarter	Total	1st Quarter	2nd Quarter	3rd Quarter	4th Quarter	Total		
1	2	3	4	5	6	7	8	9	10	11	12	13	14
HIGHER EDUCATION PROGRAM	3101000000000000												
OO : Relevant and quality tertiary education ensured to achieve inclusive													
Outcome Indicators													
1. Percentage of first-time licensure exam takers that pass the licensure exams			101.1% of the NPR	101.1% of the NPR	101.1% of the NPR	101.1% (of NPR)	98.63% of the NPR				98.63% of the NPR		The Licensure Examination for Teacher was conducted on January 30, 2022. Results are as follows: Elementary Level - 107.22% (76 477/71 32) of the NPR, while for the Secondary Level - 90.03% (66 617/74 05) of the NPR. Thus, resulting to the over-all performance of the College for the 1st quarter to 98.63% of the NPR.
2. Percentage of graduates (2 years prior) that are employed				83.00%	15.10%	98.10%	17.21% (116674)				17.21% (116674)		Out of the 674 graduates for FY 2020, 17.21% (116674) were employed based on the conducted graduate tracer study during the 1st quarter. Data as follows: CTE – 58, CA – 16, and CEIS – 42.
Output Indicators													
1. Percentage of undergraduate students enrolled in CHED-identified and RDC-identified priority programs				100%		100%							The number of enrollment (undergraduate programs) in CHED and RDC identified priority programs will be determined during the 1st Semester of A.Y. 2022-2023. Hence, the accomplishment will be reflected on the 3rd quarter.
2. Percentage of undergraduate programs with accreditation				100% (9/9)		100% (9/9)	100% (9/9)				100% (9/9)	0	100% Accomplished. The accreditation levels of programs are as follows: Level III – 8 Programs Level II – 1 Program
ADVANCED EDUCATION PROGRAM	3201000000000000												
OO : Higher education research improved to promote economic													
Outcome Indicator													
1. Percentage of graduate school faculty engaged in research work appted in any of the following:													
a. pursuing advanced research degree programs (Ph.D.) or							N/A	N/A					N/A
b. actively pursuing within the last three (3) years (investigative research, basic and applied scientific research, policy research, social science research) or		18.18% (2/11)	18.18% (2/11)	45.45% (5/11)	18.18% (2/11)	100% (11/11)	18.18% (2/11)				18.18% (2/11)		Two (2) Graduate School Faculty engaged in Research works conducted and completed from 2020-2021, namely: 1. Growth Response of Sweet Corn to Acetic Acid Amelioration of Drought Stress; and 2. The Intermediaries Characteristics and Practices in the Wood Industry of Caraga Region: Documentation and Analysis for Pareto-Based Forestry Policy Actions.
c. producing technologies for commercialization or livelihood improvement or				27.27% (3/11)	9.09% (1/11)	36.36% (4/11)							No set target and accomplishment for the 1st quarter.
d. whose research work resulted in an			9.09% (1/11)	18.18% (2/11)	9.09% (1/11)	36.36% (4/11)							No set target and accomplishment for the 1st quarter.

Department : State Universities and Colleges (SUCs)  
 Agency : Agusan del Sur State College of Agriculture and Technology  
 Operating Unit : < not applicable >  
 Organization Code (UACS) : 08 104 0000000


Particulars	UACS CODE	Physical Target (Budget Year)					Physical Accomplishment (Budget Year)					Variance	Remarks
		1st Quarter	2nd Quarter	3rd Quarter	4th Quarter	Total	1st Quarter	2nd Quarter	3rd Quarter	4th Quarter	Total		
1	2	3	4	5	6	7	8	9	10	11	12	13	14
extension program													
Output Indicators													
1. Percentage of graduate students enrolled in				100%		100%							The number of enrollment (graduate programs) in CHED and RDC identified priority programs will be determined during the 1st Semester of A.Y. 2022-2023. Hence, the accomplishment will be reflected on the 3rd quarter.
CHED-identified or RDC-identified priority programs													
2. Percentage of accredited graduate		100% (3/3)				100% (3/3)	100% (3/3)				100% (3/3)	0	100 % Accomplished. 3 Graduate Programs were already accredited and with Level II Accreditation Status. MS Agron, MS An Sci and MS Hortl
programs													
RESEARCH PROGRAM	3202000000000000												
OO : Higher education research improved to promote economic													
Outcome Indicator													
1. Number of research outputs in the last		1	2	4	1	8	1				1		Accomplished the set target for the 1st quarter. Hence, the research output was "Aquaculture Engineering: Pond Management for Sustainable Tilapia".
three years utilized by the industry or													
by other beneficiaries													
Output Indicators													
1. Number of research outputs completed			24	15	6	45	8				8		Enumerated below are the research outputs completed for the 1st quarter within the year 2022: 1. Sustainability Status of MMFRC-SDMP Project for Agro-Agrivet Supplies 2. Voices of Non-education Teachers: Phenomenology in Focus 3. Utilization of Agricultural Waste for Oyster Mushroom Production 4. Acceptability and Profitability of Dried Tilapia at Comparative Sites 5. Learning Modality and Academic Performance of ASSCAT Students 6. Distance Learning and Academic Achievements: A Comparative Analysis 7. Drying Kinetics of <i>Cyrtosperma merkusii</i> leaf and leaf stalks under homemade dehydrator condition. 8. Proximate analysis of the oil palm fronds waste charcoal fixed carbon. Hence, as early as of 1st quarter there is already an accomplishment.
within the year													
2. Percentage of research outputs				86%	14%	100%							No set target and accomplishment for the 1st quarter.
presented in national, regional, and													
international fora within the year													
TECHNICAL ADVISORY EXTENSION PROGRAM	3301000000000000												
OO : Community engagement increased													
Outcome Indicator													
1. Number of active partnerships with LGUs,			3	4	2	9							No set target and accomplishment for the 1st quarter.
industries, NGOs, NSAs, SMEs, and													
other stakeholders as a result of													
extension activities													
Output Indicators													
1. Number of trainees weighted by the		500	1017	1772	286	3,555	516.25				516.25		Surpassed the set target for the 1st quarter. Hence, additional requested training from PASSAK on value adding of food products with CTE.
length of training													
2. Number of extension programs organized		3	6	7	3	19	4				4		Surpassed the set target for the 1st quarter. Hence, additional requested training from PASSAK on value adding of food products with CTE.
and supported consistent with the SUC's													

Department : State Universities and Colleges (SUCs)  
 Agency : Agusan del Sur State College of Agriculture and Technology  
 Operating Unit : < not applicable >  
 Organization Code (UACS) : 08 104 0000000

Particulars	UACS CODE	Physical Target (Budget Year)					Physical Accomplishment (Budget Year)					Variance	Remarks
		1st Quarter	2nd Quarter	3rd Quarter	4th Quarter	Total	1st Quarter	2nd Quarter	3rd Quarter	4th Quarter	Total		
1	2	3	4	5	6	7	8	9	10	11	12	13	14
mandated and priority programs													
3. Percentage of beneficiaries who rate the training course/s as satisfactory or higher in terms of quality and relevance		100%	100%	100%	100%	100%	100% (422/422)				100% (422/422)		Accomplished (100%) the target for the 1st Quarter.

Prepared by:   
 CARMELO S. LLANTO  
 Vice President for Administration, Finance and Planning Officer  
 2022-04-28 13:44:46

In coordination with:  
  
 ELINOR M. AMARANTE  
 Budget Officer  
 2022-04-28 13:44:46

Approved by:   
 JOY C. CASTRANO  
 College President  
 2022-04-28 13:49:27