

FY 2021 FINANCIAL PLAN

(In Thousand Pesos)

Department: State Universities and Colleges (SUCs)  
 Agency: Agusan del Sur State College of Agriculture and Technology  
 Operating Unit: < not applicable >  
 Organization Code (UACS) : 08 104 0000000

Particulars	UACS CODE	Current Year's Obligation			Budget Year Obligation Program											
		Actual Jan.1 - Sept.30	Estimate Oct.1 - Dec.31	Total 5=3+4	Total 6=11+16	COMPREHENSIVE RELEASE					FOR LATER RELEASE					
						Q1	Q2	Q3	Q4	Sub Total 11=7+8+9+1	Q1	Q2	Q3	Q4	Sub Total 16=12+13+1	
1	2	3	4	5=3+4	6=11+16	7	8	9	10	11=7+8+9+1	12	13	14	15	16=12+13+1	
<b>PART A</b>																
<b>Budget Year / Appropriations</b>		86,803	42,844	129,647	251,899	106,955	74,031	37,109	31,895	249,790	0	0	0	2,109	2,109	
<b>General Administration and Support</b>	1000000000000000	19,462	3,169	22,631	30,940	6,898	8,477	7,043	6,413	28,831	0	0	0	2,109	2,109	
General Management and Supervision	100000100001000	19,462	3,169	22,631	28,831	6,898	8,477	7,043	6,413	28,831	0	0	0	0	0	
PS		12,916	2,453	15,369	13,491	2,861	3,842	2,861	3,927	13,491	0	0	0	0	0	
MOOE		6,546	716	7,262	15,340	4,037	4,635	4,182	2,486	15,340	0	0	0	0	0	
Administration of Personnel Benefits	100000100002000	0	0	0	2,109	0	0	0	0	0	0	0	0	2,109	2,109	
PS		0	0	0	2,109	0	0	0	0	0	0	0	0	2,109	2,109	
Support to Operations	2000000000000000	2,022	8,461	10,483	56,100	43,593	4,207	4,976	3,324	56,100	0	0	0	0	0	
Auxiliary Services	200000100001000	2,022	8,461	10,483	14,940	3,496	4,207	3,913	3,324	14,940	0	0	0	0	0	
MOOE		2,022	8,461	10,483	14,940	3,496	4,207	3,913	3,324	14,940	0	0	0	0	0	
Project(s)		0	0	0	41,160	40,097	0	1,063	0	41,160	0	0	0	0	0	
Locally-Funded Project(s)		0	0	0	41,160	40,097	0	1,063	0	41,160	0	0	0	0	0	
Road Network Development	200000200016000	0	0	0	29,696	28,805	0	891	0	29,696	0	0	0	0	0	
CO		0	0	0	29,696	28,805	0	891	0	29,696	0	0	0	0	0	
Completion of Covered Court	200000200017000	0	0	0	8,000	7,880	0	120	0	8,000	0	0	0	0	0	
CO		0	0	0	8,000	7,880	0	120	0	8,000	0	0	0	0	0	
Slope Protection Development (Front area of RDEC and Back area of ICT Complex)	200000200018000	0	0	0	3,464	3,412	0	52	0	3,464	0	0	0	0	0	
CO		0	0	0	3,464	3,412	0	52	0	3,464	0	0	0	0	0	
ations	3000000000000000	65,319	31,214	96,533	164,859	56,464	61,347	25,090	21,958	164,859	0	0	0	0	0	
OO : Relevant and quality tertiary education ensured to	3100000000000000	64,028	30,727	94,755	131,754	55,793	31,430	23,124	21,407	131,754	0	0	0	0	0	
HIGHER EDUCATION PROGRAM	3101000000000000	64,028	30,727	94,755	131,754	55,793	31,430	23,124	21,407	131,754	0	0	0	0	0	
Provision of Higher Education Services	310100100001000	55,773	29,982	85,755	103,254	27,720	31,430	22,697	21,407	103,254	0	0	0	0	0	
PS		36,489	10,866	47,355	55,845	12,967	17,144	12,953	12,781	55,845	0	0	0	0	0	

Department: State Universities and Colleges (SUCs)  
 Agency: Agusan del Sur State College of Agriculture and Technology  
 Operating Unit: < not applicable >  
 Organization Code (UACS) : 08 104 0000000

Particulars	UACS CODE	Current Year's Obligation			Budget Year Obligation Program										
		Actual Jan. 1 - Sept.30	Estimate Oct. 1 - Dec.31	Total 5=3+4	Total 6=11+16	COMPREHENSIVE RELEASE					FOR LATER RELEASE				
						Q1	Q2	Q3	Q4	Sub Total 11=7+8+9+1	Q1	Q2	Q3	Q4	Sub Total 16=12+13+1
1	2	3	4	5=3+4	6=11+16	7	8	9	10	11=7+8+9+1	12	13	14	15	16=12+13+1
MOOE		19,284	19,116	38,400	47,409	14,753	14,286	9,744	8,626	47,409	0	0	0	0	0
Project(s)		8,255	745	9,000	28,500	28,073	0	427	0	28,500	0	0	0	0	0
Locally-Funded Project(s)		8,255	745	9,000	28,500	28,073	0	427	0	28,500	0	0	0	0	0
Construction of Academic Building - College of Arts and Science Building	310100200011000	8,255	745	9,000	0	0	0	0	0	0	0	0	0	0	0
CO		8,255	745	9,000	0	0	0	0	0	0	0	0	0	0	0
Completion of College of Arts and Sciences Building	310100200013000	0	0	0	15,000	14,775	0	225	0	15,000	0	0	0	0	0
CO		0	0	0	15,000	14,775	0	225	0	15,000	0	0	0	0	0
Completion of Academic Building - Technology and Livelihood Education	310100200014000	0	0	0	13,500	13,298	0	202	0	13,500	0	0	0	0	0
CO		0	0	0	13,500	13,298	0	202	0	13,500	0	0	0	0	0
OO : Higher education research improved to promote	3200000000000000	702	302	1,004	32,295	497	29,689	1,754	355	32,295	0	0	0	0	0
ADVANCED EDUCATION PROGRAM	3201000000000000	274	214	488	898	161	315	298	124	898	0	0	0	0	0
Provision of Advanced Higher Education Services	320100100001000	274	214	488	898	161	315	298	124	898	0	0	0	0	0
MOOE		274	214	488	898	161	315	298	124	898	0	0	0	0	0
RESEARCH PROGRAM	3202000000000000	428	88	516	31,397	336	29,374	1,456	231	31,397	0	0	0	0	0
Conduct of Research Services	320200100001000	428	88	516	2,023	336	881	575	231	2,023	0	0	0	0	0
MOOE		428	88	516	2,023	336	881	575	231	2,023	0	0	0	0	0
Projects		0	0	0	29,374	0	28,493	881	0	29,374	0	0	0	0	0
Locally-Funded Project(s)		0	0	0	29,374	0	28,493	881	0	29,374	0	0	0	0	0
Construction of RDEC Food Innovation Center	320200200003000	0	0	0	29,374	0	28,493	881	0	29,374	0	0	0	0	0
CO		0	0	0	29,374	0	28,493	881	0	29,374	0	0	0	0	0
OO : Community engagement increased	3300000000000000	589	185	774	810	174	228	212	196	810	0	0	0	0	0
TECHNICAL ADVISORY EXTENSION PROGRAM	3301000000000000	589	185	774	810	174	228	212	196	810	0	0	0	0	0
Provision of Extension Services	330100100001000	589	185	774	810	174	228	212	196	810	0	0	0	0	0
MOOE		589	185	774	810	174	228	212	196	810	0	0	0	0	0
II. Automatic Appropriations		1,611	104	1,715	6,325	0	0	0	0	0	1,582	1,581	1,581	1,581	6,325
Retirement and Life Insurance Premiums		1,611	104	1,715	6,325	0	0	0	0	0	1,582	1,581	1,581	1,581	6,325
General Administration and Support	1000000000000000	356	0	356	1,154	0	0	0	0	0	289	288	288	289	1,154
General Management and Supervision	100000100001000	356	0	356	1,154	0	0	0	0	0	289	288	288	289	1,154

Department: State Universities and Colleges (SUCs)  
 Agency: Agusan del Sur State College of Agriculture and Technology  
 Operating Unit: < not applicable >  
 Organization Code (UACS) : 08 104 0000000


Particulars	UACS CODE	Current Year's Obligation			Budget Year Obligation Program										
		Actual Jan.1 - Sept.30	Estimate Oct.1 - Dec.31	Total	Total	COMPREHENSIVE RELEASE					FOR LATER RELEASE				
		7	8	9		10	Sub Total	11=7+8+9+1	Q1	Q2	Q3	Q4	Sub Total		
1	2	3	4	5=3+4	6=11+16	7	8	9	10	11=7+8+9+1	12	13	14	15	16=12+13+1
PS		356	0	356	1,154	0	0	0	0	0	289	288	288	289	1,154
Operations	3000000000000000	1,255	104	1,359	5,171	0	0	0	0	0	1,293	1,293	1,293	1,292	5,171
OO : Relevant and quality tertiary education ensured to	3100000000000000	1,255	104	1,359	5,171	0	0	0	0	0	1,293	1,293	1,293	1,292	5,171
HIGHER EDUCATION PROGRAM	3101000000000000	1,255	104	1,359	5,171	0	0	0	0	0	1,293	1,293	1,293	1,292	5,171
Provision of Higher Education Services	310100100001000	1,255	104	1,359	5,171	0	0	0	0	0	1,293	1,293	1,293	1,292	5,171
PS		1,255	104	1,359	5,171	0	0	0	0	0	1,293	1,293	1,293	1,292	5,171
al Purpose Fund		562	2,137	2,699	0	0	0	0	0	0	0	0	0	0	0
scellaneous Personnel Benefits Fund	4007000000000000	562	2,137	2,699	0	0	0	0	0	0	0	0	0	0	0
For Payment of Compensation Adjustment	400700000005000	562	2,137	2,699	0	0	0	0	0	0	0	0	0	0	0
PS		562	2,137	2,699	0	0	0	0	0	0	0	0	0	0	0
Recapitulation by Program		66,574	31,318	97,892	170,030	56,464	61,347	25,090	21,958	164,859	1,293	1,293	1,293	1,292	5,171
ADVANCED EDUCATION PROGRAM	3201000000000000	274	214	488	898	161	315	298	124	898	0	0	0	0	0
RESEARCH PROGRAM	3202000000000000	428	88	516	31,397	336	29,374	1,456	231	31,397	0	0	0	0	0
TECHNICAL ADVISORY EXTENSION PROGRAM	3301000000000000	589	185	774	810	174	228	212	196	810	0	0	0	0	0
HIGHER EDUCATION PROGRAM	3101000000000000	65,283	30,831	96,114	136,925	55,793	31,430	23,124	21,407	131,754	1,293	1,293	1,293	1,292	5,171
TOTAL, Current Year Budget / Appropriations		88,978	45,085	134,063	258,224	106,955	74,031	37,109	31,895	249,790	1,582	1,581	1,581	3,690	8,434
PS		51,579	15,560	67,139	77,770	15,828	20,986	15,814	16,708	69,336	1,582	1,581	1,581	3,690	8,434
MOOE		29,144	28,780	57,924	81,420	22,957	24,552	18,924	14,987	81,420	0	0	0	0	0
CO		8,255	745	9,000	99,034	68,170	28,493	2,371	0	99,034	0	0	0	0	0


Prepared By / Certified Correct :


In coordination with / Certified Correct :


Recommending Approval :

Approved By :

  
 M. AMARANTE  
 Budget Officer  
 Date: 11/30/20 11:37 PM

  
 GLENE M. NALLA  
 Vice President for Administration, Finance and  
 Date: 2020-11-30 23:37:02.0

  
 BELEN S. DELA PENA  
 Vice President for Academic Affairs  
 Date: 12/1/20 12:15 AM

  
 JOY C. CAPISTRANO  
 College President  
 Date: 12/1/20 12:19 AM

FY 2021 PHYSICAL PLAN

Department : State Universities and Colleges (SUCs)  
 Agency : Agusan del Sur State College of Agriculture and Technology  
 Operating Unit : <not applicable>  
 Organization Code : 08 104 0000000

Particulars	UACS CODE	Current Year Accomplishments			Physical Target (Budget Year)					Variance	Remarks
		Actual Jan.1-	Estimate Oct.1-	Total	Total	1st Quarter	2nd Quarter	3rd Quarter	4th Quarter		
1	2	3	4	5 = 3 +4	6 = 7+8+9+10	7	8	9	10	11	12
<b>Part A</b>											
Organizational Outcome											
: Relevant and quality tertiary education ensured to inclusive growth and access of poor but deserving students to quality tertiary education increased	3101000000000000										
<b>HIGHER EDUCATION PROGRAM</b>											
<b>Outcome Indicators</b>											
1. Percentage of first-time licensure exam takers that pass the licensure exams			101.1%	101.1%	101.1% of NPR		101.1% of NPR		101.1% of NPR		
2. Percentage of graduates (2 years prior) that are employed		70%	27%	97%	98%				98%		
<b>Output Indicators</b>											
1. Percentage of undergraduate students enrolled in CHED-identified and RDC-identified priority programs		100%		100%	100%			100%			
2. Percentage of undergraduate programs with accreditation				75%	75% (9/12)				76.9% (10/13)		
: Higher education research improved to promote productivity and innovation	3201000000000000										
<b>ADVANCED EDUCATION PROGRAM</b>											
<b>Outcome Indicator</b>											
1. Percentage of graduate school faculty engaged in research work applied in any of the following:											
a. pursuing advanced research degree programs (Ph.D.) or					N/A						

Department : State Universities and Colleges (SUCs)  
 Agency : Agusan del Sur State College of Agriculture and Technology  
 Operating Unit : <not applicable>  
 Organization Code : 08 104 0000000

Particulars	UACS CODE	Current Year Accomplishments			Physical Target (Budget Year)					Variance	Remarks
		Actual Jan.1-	Estimate Oct.1-	Total	Total	1st Quarter	2nd Quarter	3rd Quarter	4th Quarter		
1	2	3	4	5 = 3 +4	6 = 7+8+9+10	7	8	9	10	11	12
b. actively pursuing within the last three (3) years (investigative research, basic and applied scientific research, policy research, social science research) or		55.55% (5/9)	44.45% (4/9)	100% (9/9)	100%				100% (10/10)		
c. producing technologies for commercialization or livelihood improvement or		20.22% (2/9)	15%	35% (4/9)	40%				40% (4/10)		
d. whose research work resulted in an extension program		20.22% (2/9)	15%	35% (4/9)	40%				40% (4/10)		
Output Indicators											
1. Percentage of graduate students enrolled in CHED-identified or RDC-identified priority programs		100%		100%	100%			100%			
2. Percentage of accredited graduate programs		100%		100%	100%	100 (3/3)					
RESEARCH PROGRAM											
Outcome Indicator											
1. Number of research outputs in the last three years utilized by the industry or by other beneficiaries		3	2	5	6	1	1	2	2		
Output Indicators											
Number of research outputs completed within the year		20	10	30	35	5	10	10	10		
2. Percentage of research outputs presented in national, regional, and international fora within the year		26.67%	73.33%	100%	100%	14.30% (5/35)	28.60% (10/35)	28.60% (10/35)	28.60% (10/35)		
OO : Community engagement increased	3301000000000000										
TECHNICAL ADVISORY EXTENSION PROGRAM											

Department : State Universities and Colleges (SUCs)  
 Agency : Agusan del Sur State College of Agriculture and Technology  
 Operating Unit : <not applicable>  
 Organization Code : 08 104 0000000

Particulars	UACS CODE	Current Year Accomplishments			Physical Target (Budget Year)					Variance	Remarks
		Actual Jan. 1-	Estimate Oct. 1-	Total	Total	1st Quarter	2nd Quarter	3rd Quarter	4th Quarter		
1	2	3	4	5 = 3 + 4	6 = 7+8+9+10	7	8	9	10	11	12
Outcome Indicator											
1. Number of active partnerships with LGUs, industries, NGOs, NGAs, SMEs, and other stakeholders as a result of extension activities		6	1	7	8		1	3	4		
Output Indicators											
1. Number of trainees weighted by the length of training		1672.5	1862.5	3535	3545	200	545	1300	1500		
2. Number of extension programs organized and supported consistent with the SUC's mandated and priority programs		11	6	17	18	2	5	5	6		
3. Percentage of beneficiaries who rate the training course/s as satisfactory or higher in terms of quality and relevance		100%		100%	100%	100%	100%	100%	100%		


Prepared By / Certified Correct :

  
 GLENE A. NALLA

Planning Officer

Date: 2020-11-27 17:20:23.0

In coordination with / Certified Correct :

  
 ELINGOR M. AMARANTE

Budget Officer

Date: 2020-11-27 17:20:23.0

Approved By :

  
 JOY C. CAPISTRANO

College President

Date: 2020-11-27 17:23:27.0

FY 2021 MONTHLY DISBURSEMENT PROGRAM


(In Thousand Pesos)

Department: State Universities and Colleges (SUCs)  
 Agency: Agusan del Sur State College of Agriculture and Technology  
 Operating Unit: < not applicable >  
 Organization Code (UACS): 08 104 0000000


Particulars	UACS CODE	Total Programs	Tax Rem Advice (TRA)	Net Program	Full Year Requirement																
					QUARTER 1				QUARTER 2				QUARTER 3				QUARTER 4				Full Year
					Jan	Feb	March	Sub Total	April	May	June	Sub Total	July	Aug	Sept	Sub Total	Oct	Nov	Dec	Sub Total	Total
1	2	3	4	5	6	7	8	9=6+7+8	10	11	12	13=10+11+12	14	15	16	17=14+15+16	18	19	20	21=18+19+20	22
PART A																					
I. NOTICE OF CASH ALLOCATION		258,224	13,263	244,961	26,056	10,405	19,205	55,666	27,769	20,654	20,654	69,077	21,015	19,074	12,584	52,673	23,920	19,407	5,849	49,176	226,592
A. Fiscal Year's (FY) Budget		258,224	13,263	244,961	26,056	10,405	19,205	55,666	27,769	20,654	20,654	69,077	21,015	19,074	12,584	52,673	23,920	19,407	5,849	49,176	226,592
New GAA		251,899	13,263	238,636	25,498	9,847	18,647	53,992	27,211	20,096	20,096	67,403	20,457	18,516	12,026	50,999	23,382	18,849	5,662	47,873	220,267
COMPREHENSIVE RELEASE		251,899	13,263	238,636	25,498	9,847	18,647	53,992	27,211	20,096	20,096	67,403	20,457	18,516	12,026	50,999	23,382	18,849	5,662	47,873	220,267
Specific Budgets of National Government	1 01 101	251,899	13,263	238,636	25,498	9,847	18,647	53,992	27,211	20,096	20,096	67,403	20,457	18,516	12,026	50,999	23,382	18,849	5,662	47,873	220,267
		71,445	4,241	67,204	4,952	4,878	4,878	14,708	10,415	4,878	4,878	20,171	4,952	4,878	4,878	14,708	5,436	10,207	1,974	17,617	67,204
		81,420	4,074	77,346	7,386	4,969	5,025	17,380	7,304	6,474	6,474	20,252	6,013	4,894	4,894	15,801	6,306	4,639	3,688	14,633	68,066
		99,034	4,948	94,086	13,160	0	8,744	21,904	9,492	8,744	8,744	26,980	9,492	8,744	2,254	20,490	11,620	4,003	0	15,623	84,997
FINANCIAL RELEASE		0	0	0	0	0	0	0	0	0	0	0	0	0	0	0	0	0	0	0	0
Specific Budgets of National Government	1 01 101	0	0	0	0	0	0	0	0	0	0	0	0	0	0	0	0	0	0	0	0
PS		0	0	0	0	0	0	0	0	0	0	0	0	0	0	0	0	0	0	0	0
MOOE		0	0	0	0	0	0	0	0	0	0	0	0	0	0	0	0	0	0	0	0
CO		0	0	0	0	0	0	0	0	0	0	0	0	0	0	0	0	0	0	0	0
Automatic Appropriation		6,325	0	6,325	558	558	558	1,674	558	558	558	1,674	558	558	558	1,674	558	558	187	1,303	6,325
Retirement and Life Insurance Premiums	1 04 102	6,325	0	6,325	558	558	558	1,674	558	558	558	1,674	558	558	558	1,674	558	558	187	1,303	6,325
PS		6,325	0	6,325	558	558	558	1,674	558	558	558	1,674	558	558	558	1,674	558	558	187	1,303	6,325
TOTAL NCA PROGRAM		258,224	13,263	244,961	26,056	10,405	19,205	55,666	27,769	20,654	20,654	69,077	21,015	19,074	12,584	52,673	23,920	19,407	5,849	49,176	226,592
PS		77,770	4,241	73,529	5,510	5,436	5,436	16,382	10,973	5,436	5,436	21,845	5,510	5,436	5,436	16,382	5,994	10,765	2,161	18,920	73,529
MOOE		81,420	4,074	77,346	7,386	4,969	5,025	17,380	7,304	6,474	6,474	20,252	6,013	4,894	4,894	15,801	6,306	4,639	3,688	14,633	68,066
FinEx		0	0	0	0	0	0	0	0	0	0	0	0	0	0	0	0	0	0	0	0
CO		99,034	4,948	94,086	13,160	0	8,744	21,904	9,492	8,744	8,744	26,980	9,492	8,744	2,254	20,490	11,620	4,003	0	15,623	84,997
IV. TAX REMITTANCE ADVICE		0	13,263	13,263	1,560	649	1,161	3,370	1,342	1,227	1,227	3,796	1,265	1,153	775	3,193	1,405	862	637	2,904	13,263
PS		0	4,241	4,241	351	351	351	1,053	351	351	351	1,053	351	351	351	1,053	351	351	380	1,082	4,241


Department: State Universities and Colleges (SUCs)  
 Agency: Agusan del Sur State College of Agriculture and Technology  
 Operating Unit: < not applicable >  
 Organization Code (UACS): 08 104 000000

Particulars	UACS CODE	Total Programs	Tax Rem Advice (TRA)	Net Program	Full Year Requirement																
					QUARTER 1				QUARTER 2				QUARTER 3				QUARTER 4				Full Year
					Jan	Feb	March	Sub Total	April	May	June	Sub Total	July	Aug	Sept	Sub Total	Oct	Nov	Dec	Sub Total	Total
1	2	3	4	5	6	7	8	9=6+7+8	10	11	12	13=10+11+12	14	15	16	17=14+15+16	18	19	20	21=18+19+20	22
MOOE		0	4,074	4,074	443	298	301	1,042	438	367	367	1,172	361	293	293	947	378	278	257	913	4,074
CO		0	4,948	4,948	766	0	509	1,275	553	509	509	1,571	553	509	131	1,193	676	233	0	909	4,948
V. TOTAL DISBURSEMENT PROGRAM		258,224	13,263	244,961	27,818	11,094	20,366	59,036	29,111	21,881	21,881	72,873	22,280	20,227	13,359	55,866	25,325	20,260	6,486	52,080	239,855
PS		77,779	4,241	73,529	5,861	5,787	5,787	17,435	11,324	5,787	5,787	22,898	5,861	5,787	5,787	17,435	6,345	11,116	2,541	20,002	77,779
MOOE		81,420	4,074	77,346	7,829	5,267	5,326	18,422	7,742	6,841	6,841	21,424	6,374	6,187	5,187	16,748	6,684	4,917	3,945	15,546	72,140
FinEx		0	0	0	0	0	0	0	0	0	0	0	0	0	0	0	0	0	0	0	0
CO		99,034	4,948	94,086	13,926	0	9,253	23,179	10,045	9,253	9,253	28,551	10,045	9,253	2,385	21,663	12,296	4,236	0	18,632	89,946

Prepared By / Certified Correct :  
  
 OLIVER, JR.

In coordination with / Certified Correct :  
  
 ELMER M. AMARANTE  
 Budget Officer  
 Date: 2020-11-27 16:47:39.0

Recommending Approval :  
  
 GENE A. NALLA  
 Vice President for Administration, Finance, and  
 Date: 2020-11-27 16:59:17.0

Approved By :  
  
 JOY C. CAPISTRANO  
 College President  
 Date: 2020-11-27 17:16:22.0

Date: 2020-11-27 16:47:39.0