

QUARTERLY PHYSICAL REPORT OF OPERATION
As of June 30, 2020

Department : State Universities and Colleges (SUCs)
Agency : Agusan del Sur State College of Agriculture and Technology
Operating Unit : < not applicable >
Organization Code (UACS) : 08 104 0000000

Particulars	UACS CODE	Physical Target (Budget Year)				Physical Accomplishment (Budget Year)				Variance	Remarks		
		1st Quarter	2nd Quarter	3rd Quarter	4th Quarter	Total	1st Quarter	2nd Quarter	3rd Quarter			4th Quarter	Total
1	2	3	4	5	6	7	8	9	10	11	12	13	14
HIGHER EDUCATION PROGRAM	3101000000000000												
OO : Relevant and quality tertiary education ensured to													
Outcome Indicators													
1. Percentage of first-time licensure exam-takers that pass the licensure exams								0%					
2. Percentage of graduates (2 years prior) that are employed								25%					
Output Indicators													
1. Percentage of undergraduate student population enrolled in CHED-identified and RDC-identified priority programs		50%					50%						
2. Percentage of undergraduate programs with accreditation													
ADVANCED EDUCATION PROGRAM	3201000000000000												
OO : Higher education research improved to promote													
Outcome Indicator													
1. Percentage of graduate school faculty engaged in research work applied in any of the following:													
a. pursuing advanced research degree programs (Ph.D)													
b. actively pursuing in the last three (3) years (investigative research, basic and applied scientific research, policy research, social science research)													
c. producing technologies for commercialization or livelihood improvement													
d. whose research work resulted in an extension program													
Output Indicators													
1. Percentage of graduate students enrolled in CHED-identified or RDC-identified priority programs		50%					50%						
2. Percentage of accredited graduate programs													
RESEARCH PROGRAM	3202000000000000												
OO : Higher education research improved to promote													
Outcome Indicator													
1. Number of research outputs in the last three years utilized by the industry or by other beneficiaries			1	2	2	5		1					
Output Indicators													

Department : State Universities and Colleges (SUCs)
 Agency : Agusan del Sur State College of Agriculture and Technology
 Operating Unit : < not applicable >
 Organization Code (UACS) : 08 104 0000000


Particulars	UACS CODE	Physical Target (Budget Year)				Total	Physical Accomplishment (Budget Year)				Variance	Remarks	
		1st Quarter	2nd Quarter	3rd Quarter	4th Quarter		1st Quarter	2nd Quarter	3rd Quarter	4th Quarter			Total
1. Number of research outputs completed within the year	2	3	4	5	6	7	8	9	10	11	12	13	14
		4	6	8	10	30	4	6	0	0	0	0	
2. Percentage of research outputs presented in national, regional, and international forums within the year		13.3%	26.7%	26.7%	33.3%	100%	3.33%	23.33%	0	0	0		The report was not attained because of unavailability of Research Conference for paper presentation due to COVID-19 Global Pandemic Crisis. Moreover, research articles that are ready for paper presentation will be held in reserve until the lift of Enhanced Community Quarantine.
TECHNICAL ADVISORY EXTENSION PROGRAM OO : Community engagement increased	33010000000000												
Outcome Indicator													
1. Number of active partnerships with LGUs, industries, NGOs, NGA's, SMEs, and other stakeholders as a result of extension activities		1	2	4		7		4					
Output Indicators													
1. Number of trainees weighted by the length of training		100	200	1500	1735	3,535	125	275	0	0	0		
2. Number of extension programs organized and supported consistent with the SUC's mandated and priority programs		2	4	5	6	17	1	2	0	0	0		The extension activities were not conducted due to the supplier's limited access in the wholesaler at Davao City due to Covid-19 pandemic.
3. Percentage of beneficiaries who rate the training course/s and advisory services as satisfactory or higher in terms of quality and relevance.		99.9%	100%	100%	100%	100%	99.9%	100%	0	0	0		

Prepared by:

 MAXALAM RODULFO ABREA
 Director, Planning
 Date: 15/07/2020

In coordination with:

 AMARANTHE ELINOR MILLENA
 Budget Officer
 Date: 15/07/2020

Approved By:

 CRISTIANO JOY CABABAL
 College President
 Date: 15/07/2020

QUARTERLY PHYSICAL REPORT OF OPERATION
As of June 30, 2020

Department : State Universities and Colleges (SUCs)
Agency : Agusan del Sur State College of Agriculture and Technology
Operating Unit : < not applicable >
Organization Code (UACS) : 08 104 0000000

Particulars	UACS CODE	Physical Target (Budget Year)				Physical Accomplishment (Budget Year)				Variance	Remarks		
		1st Quarter	2nd Quarter	3rd Quarter	4th Quarter	Total	1st Quarter	2nd Quarter	3rd Quarter			4th Quarter	Total
1	2	3	4	5	6	7	8	9	10	11	12	13	14
HIGHER EDUCATION PROGRAM	3101000000000000												
OO : Relevant and quality tertiary education ensured to													
Outcome Indicators													
1. Percentage of first-time licensure exam-takers that pass the licensure exams								0%					
2. Percentage of graduates (2 years prior) that are employed								25%					
Output Indicators													
1. Percentage of undergraduate student population enrolled in CHED-identified and RDC-identified priority programs		50%					50%						
2. Percentage of undergraduate programs with accreditation													
ADVANCED EDUCATION PROGRAM	3201000000000000												
OO : Higher education research improved to promote													
Outcome Indicator													
1. Percentage of graduate school faculty engaged in research work applied in any of the following:													
a. pursuing advanced research degree programs (Ph.D)													
b. actively pursuing in the last three (3) years (investigative research, basic and applied scientific research, policy research, social science research)													
c. producing technologies for commercialization or livelihood improvement													
d. whose research work resulted in an extension program													
Output Indicators													
1. Percentage of graduate students enrolled in CHED-identified or RDC-identified priority programs		50%					50%						
2. Percentage of accredited graduate programs													
RESEARCH PROGRAM	3202000000000000												
OO : Higher education research improved to promote													
Outcome Indicator													
1. Number of research outputs in the last three years utilized by the industry or by other beneficiaries			1	2	2	5		1					
Output Indicators													

Department : State Universities and Colleges (SUCs)
 Agency : Agusan del Sur State College of Agriculture and Technology
 Operating Unit : < not applicable >
 Organization Code (UACS) : 08 104 0000000


Particulars	UACS CODE	Physical Target (Budget Year)				Total	Physical Accomplishment (Budget Year)				Variance	Remarks	
		1st Quarter	2nd Quarter	3rd Quarter	4th Quarter		1st Quarter	2nd Quarter	3rd Quarter	4th Quarter			Total
1. Number of research outputs completed within the year	2	3	4	5	6	7	8	9	10	11	12	13	14
		4	6	8	10	30	4	6	0	0	0	0	
2. Percentage of research outputs presented in national, regional, and international forums within the year		13.3%	26.7%	26.7%	33.3%	100%	3.33%	23.33%	0	0	0		The report was not attained because of unavailability of Research Conference for paper presentation due to COVID-19 Global Pandemic Crisis. Moreover, research articles that are ready for paper presentation will be held in reserve until the lift of Enhanced Community Quarantine.
TECHNICAL ADVISORY EXTENSION PROGRAM DO : Community engagement increased	33010000000000												
Outcome Indicator													
1. Number of active partnerships with LGUs, industries, NGOs, NGA's, SMEs, and other stakeholders as a result of extension activities		1	2	4		7		4					
Output Indicators													
1. Number of trainees weighted by the length of training		100	200	1500	1735	3,535	125	275	0	0	0		
2. Number of extension programs organized and supported consistent with the SUC's mandated and priority programs		2	4	5	6	17	1	2	0	0	0		The extension activities were not conducted due to the supplier's limited access in the wholesaler at Davao City due to Covid-19 pandemic.
3. Percentage of beneficiaries who rate the training course/s and advisory services as satisfactory or higher in terms of quality and relevance.		99.9%	100%	100%	100%	100%	99.9%	100%	0	0	0		

Prepared by:

 MAXALAM RODOLFO ABREA
 Director, Planning
 Date: 15/07/2020

In coordination with:

 AMARANTHE ELINOR MILLENA
 Budget Officer
 Date: 15/07/2020

Approved By:

 CRISTIANO JOY CABABAL
 College President
 Date: 15/07/2020

QUARTERLY PHYSICAL REPORT OF OPERATION
As of September 30, 2020


Department : State Universities and Colleges (SUCs)
Agency : Agusan del Sur State College of Agriculture and Technology
Operating Unit : < not applicable >
Organization Code (UACS) : 08 104 0000000


Particulars	UACS CODE	Physical Target (Budget Year)					Physical Accomplishment (Budget Year)					Variance	Remarks
		1st Quarter	2nd Quarter	3rd Quarter	4th Quarter	Total	1st Quarter	2nd Quarter	3rd Quarter	4th Quarter	Total		
1	2	3	4	5	6	7	8	9	10	11	12	13	14
HIGHER EDUCATION PROGRAM	31010000000000												
OO : Relevant and quality tertiary education ensured to													
Outcome Indicators										0			
1. Percentage of first-time licensure exam-takers that pass the licensure exams			101.1%	101.1%	101.1%	101.10% of NPR		0%	0%	0		-101.1%	Pursuant to Professional Regulation Commission (PRC) Resolution Nos. 1230, 1235, 1241, 1243, 1245 and 1252 all licensure examinations are cancelled or postponed due to COVID-19 Pandemic.
2. Percentage of graduates (2 years prior) that are employed			25	45	27	97%		25% (161/644)	45% (209/644)	0	70% (450/644)	-27% (175/644)	
Output Indicators										0			
1. Percentage of undergraduate student population enrolled in CHED-identified and RDC-identified priority programs		50%		50%		100%	100% (5385/5385)		100% (6754/6754)	0	100%		The 1st quarter target covers the 2nd semester of A.Y. 2019-2020. The 3rd quarter target covers the 1st semester of A.Y. 2020-2021. All programs of ASSCAT are CHED-identified and RDC-identified.
2. Percentage of undergraduate programs with accreditation					75%	75%			75% (9/12)	0	75% (9/12)		The target was complied earlier than projected.
ADVANCED EDUCATION PROGRAM	32010000000000												
OO : Higher education research improved to promote													
Outcome Indicator										0			
1. Percentage of graduate school faculty engaged in research work applied in any of the following:										0			
a. pursuing advanced research degree programs (Ph.D)						N/A				0			
b. actively pursuing in the last three (3) years (investigative research, basic and applied scientific research, policy research, social science research)				50%	50%	100%			55.55% (5/9)	0	55.55% (5/9)	-44.45% (4/9)	
c. producing technologies for commercialization or livelihood improvement				20%	15%	35%			20.22% (2/9)	0	20.22% (2/9)	-15%	
d. whose research work resulted in an extension program				20%	15%	35%			20.22% (2/9)	0	20.22% (2/9)	-15%	
Output Indicators										0			
1. Percentage of graduate students enrolled in CHED-identified or RDC-identified priority programs		50%		50%		100%	100% (52/52)		100% (63/63)	0	100%		The 1st quarter target covers the 2nd semester of A.Y. 2019-2020. The 3rd quarter target covers the 1st semester of A.Y. 2020-2021. All programs of ASSCAT are CHED-identified and RDC-identified.
2. Percentage of accredited graduate programs					100%	100%			100% (3/3)	0	100% (3/3)		The target was complied earlier than projected.
RESEARCH PROGRAM	32020000000000												
OO : Higher education research improved to promote													

Department : State Universities and Colleges (SUCs)
 Agency : Agusan del Sur State College of Agriculture and Technology
 Operating Unit : < not applicable >
 Organization Code (UACS) : 08 104 0000000

Particulars	UACS CODE	Physical Target (Budget Year)					Physical Accomplishment (Budget Year)					Variance	Remarks
		1st Quarter	2nd Quarter	3rd Quarter	4th Quarter	Total	1st Quarter	2nd Quarter	3rd Quarter	4th Quarter	Total		
1	2	3	4	5	6	7	8	9	10	11	12	13	14
Outcome Indicator										0			
1. Number of research outputs in the last three years utilized by the industry or by other beneficiaries			1	2	2	5		1	2	0	3	-2	
Output Indicators										0			
1. Number of research outputs completed within the year		4	8	8	10	30	4	8	8	0	20	-10	
2. Percentage of research outputs presented in national, regional, and international forums within the year		13.3%	26.7%	26.7%	33.3%	100%	3.33% (1/30)	23.33% (7/30)	0% (0/30)	0	26.66% (8/30)	-73.33% (22/30)	The said target was not attained because of lack of avenue for research conference/paper presentation for regional, national and international scope. Rest assured, an International Paper Presentation hosted by ASSCAT is proposed by RDE by the end of the year to supplement any deficiencies to all the research targets.
TECHNICAL ADVISORY EXTENSION PROGRAM	33010000000000												
OO : Community engagement increased													
Outcome Indicator										0			
1. Number of active partnerships with LGUs, industries, NGOs, NGAs, SMEs, and other stakeholders as a result of extension activities			1	2	4	7		4	2	0	6	-1	
Output Indicators										0			
1. Number of trainees weighted by the length of training		100	200	1500	1735	3,535	125	275	1272.5	0	1672.5	-1862.5	The number of trainees weighted by time was not achieve because of the restriction of mobility and quarantine protocol due to COVID-19 Pandemic.
2. Number of extension programs organized and supported consistent with the SUC's mandated and priority programs		2	4	5	8	17	1	2	8	0	11	-6	
3. Percentage of beneficiaries who rate the training course/s and advisory services as satisfactory or higher in terms of quality and relevance		99.9%	100%	100%	100%	100%	99.9%	100%	100%	0	100%		

Prepared By: 
 GLENE A. NALLA
 VP for Administration, Finance and Planning
 Date: 2020-10-27 13:27:49.0

In coordination with: 
 ELINOR M. AMARANTE
 Budget Officer
 Date: 2020-10-27 13:27:49.0

Approved By: 
 JOY D. CAPISTRANO
 College President
 Date: 2020-10-27 13:43:55.0