

STATEMENT OF APPROVED BUDGET, UTILIZATIONS, DISBURSEMENTS AND BALANCES  
As of the Quarter Ending December 31, 2015


Department : Commission On Higher Education  
 Agency : Agusan del Sur State College of Agriculture and Technology  
 Operating Unit : Agusan del Sur State College of Agriculture and Technology  
 Organization Code (UA) : 08-104-00-00000  
 Funding Source Code (as c 05-2-06-441)

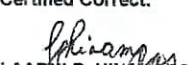
Particulars	UACS CODE	Approved Budget			Budget Utilization					Disbursements					BALANCES			
		Approved Budgeted Revenue	Adjustments (Additions, Reductions, Reassignment)	Adjusted Budgeted Revenue	1st Quarter Ending March 31	2nd Quarter Ending June 30	3rd Quarter Ending Sep 30	4th Quarter Ending Dec 31	Total	1st Quarter Ending March 31	2nd Quarter Ending June 30	3rd Quarter Ending Sept. 30	4th Quarter Ending Dec. 31	Total	Unutilized Budget	Unpaid Utilizations (10-15) = (17+18)	Due and Demandable / Accounts Payable	Not Yet Due or Demarable
1	2	3	4	5=[3+(-)4]	6	7	8	9	10=(6+7+8+9)	11	12	13	14	15=(11+12+13+14)	16=(5-10)	17	18	19
<b>I. Agency Approved Budget</b>																		
<i>General Administration and Support</i>																		
<i>General Administration and Supervision</i>																		
PAP		16,255,274	-	16,255,274	1,684,721.53	2,261,956.11	2,725,864.57	3,284,512.47	9,957,054.68	1,684,721.53	2,212,680.27	2,704,456.54	2,927,296.31	9,529,155	6,298,219			
PS	50100000	624,000		624,000	132,750.00	68,500.00	115,250.00	51,250.00	367,750.00	132,750.00	68,500.00	98,250.00	51,250.00	350,750.00	256,250.00			
MOOE	50200000	13,625,664		13,625,664	1,551,971.53	1,224,448.55	2,547,614.57	2,895,938.27	8,219,972.92	1,551,971.53	1,292,200.43	2,543,206.54	2,569,792.06	7,957,170.56	5,405,691.08			
Fin Exp.(if applicable)																		
CO	50600000	2,005,610		2,005,610		969,007.56	63,000.00	337,324.20	1,369,331.76		851,979.84	63,000.00	306,254.25	1,221,234.09	636,278.24			
<i>Support to Operations</i>																		
PAP		10,244,635		10,244,635	829,245.88	236,122.85	681,685.64	2,373,802.09	4,120,856.46	829,245.88	229,380.83	681,685.64	1,563,609.55	3,303,921.90	6,123,778.54			
PS	50100000																	
MOOE	50200000	6,264,446		6,264,446	538,893.88	236,122.85	559,425.64	1,300,362.09	2,634,804.46	538,893.88	229,380.83	559,425.64	1,450,355.27	2,778,055.62	3,629,641.54			
Fin Exp.(if applicable)																		
CO	50600000	3,980,189		3,980,189	290,352.00		122,260.00	1,073,440.00	1,486,052.00	290,352.00		122,260.00	113,254.28	525,866.28	2,494,137.00			
<i>Operations</i>																		
PAP		31,472,472		31,472,472	2,887,469.82	2,750,513.69	4,913,503.55	7,253,169.77	17,804,656.83	2,887,469.82	2,402,390.31	4,855,443.75	6,465,318.89	16,610,622.77	13,667,815.17			
<i>MFO 1 - Higher Education Services</i>																		
PAP																		
PS	50100000	10,545,138		10,545,138	1,836,967.45	1,704,110.44	3,513,182.38	3,487,046.98	10,541,307.25	1,836,967.45	1,598,527.34	3,530,182.38	3,616,538.76	10,582,215.93	3,830.75			
MOOE	50200000	13,892,154		13,892,154	715,743.37	948,213.20	1,325,261.37	2,922,026.90	5,911,244.84	715,743.37	803,862.97	1,325,261.37	2,299,976.79	5,144,844.50	7,980,909.16			
Fin Exp.(if applicable)																		
CO	50600000	700,000		700,000	114,859.00			572,406.00	687,265.00	114,859.00			548,803.34	663,662.34	12,735.00			
<i>MFO 2 - Research Services</i>																		
PAP																		
PS	50100000																	
MOOE	50200000	3,118,427		3,118,427	199,500.00	95,940.00	75,059.80	196,708.89	567,208.69	199,500.00	95,940.00	75,059.80	79,560.00	450,059.80	2,551,218.31			
Fin Exp.(if applicable)																		
CO	50600000	49,163		49,163											49,163.00			
<i>MFO 3 - Advisory Extension Services</i>																		
PAP																		
PS	50100000																	
MOOE	50200000	2,993,061		2,993,061	20,400.00	2,250.05		74,981.00	97,631.05	20,400.00	2,250.05		74,981.00	97,631.05	2,895,429.95			
Fin Exp.(if applicable)																		
CO	50600000	174,529		174,529											174,529.00			
<b>GRAND TOTAL</b>		<b>57,972,381</b>	<b>-</b>	<b>57,972,381</b>	<b>5,401,437.23</b>	<b>5,248,592.65</b>	<b>8,321,053.76</b>	<b>12,911,484.33</b>	<b>31,882,567.97</b>	<b>5,401,437.23</b>	<b>4,942,641.46</b>	<b>8,321,053.76</b>	<b>11,110,765.75</b>	<b>29,775,898.20</b>	<b>26,089,813.03</b>			


**STATEMENT OF APPROVED BUDGET, UTILIZATIONS, DISBURSEMENTS AND BALANCES**  
As of the Quarter Ending December 31, 2015

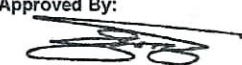
Department : Commission On Higher Education  
 Agency : Agusan del Sur State College of Agriculture and Technology  
 Operating Unit : Agusan del Sur State College of Agriculture and Technology  
 Organization Code (UA) : 08-104-00-00000  
 Funding Source Code (as c 05-2-06-441)

Particulars	UACS CODE	Approved Budget			Budget Utilization					Disbursements					BALANCES		
		Approved Budgeted Revenue	Adjustments (Additions, Reductions, Realignments)	Adjusted Budgeted Revenue	1st Quarter Ending March 31	2nd Quarter Ending June 30	3rd Quarter Ending Sep 30	4th Quarter Ending Dec 31	Total	1st Quarter Ending March 31	2nd Quarter Ending June 30	3rd Quarter Ending Sept 30	4th Quarter Ending Dec. 31	Total	Unutilized Budget	Unpaid Utilizations (10-15) = (17+18)	Due and Demandable / Accounts Payable
1	2	3	4	5=[3+(-)4]	6	7	8	9	10=(6+7+8+9)	11	12	13	14	15=(11+12+13+14)	16=(5-10)	17	18
PS		11,169,138	-	11,169,138	1,969,717.45	1,772,610.44	3,628,432.38	3,538,296.98	10,909,057.25	1,969,717.45	1,667,027.34	3,628,432.38	3,667,788.76	10,932,965.93	260,080.75		
MOOE		39,893,752	-	39,893,752	3,026,508.78	2,506,974.65	4,507,361.38	7,390,017.15	17,430,861.96	3,026,508.78	2,423,634.28	4,507,361.38	6,474,665.12	16,432,169.56	22,462,890.04		
Fin Exp. (if applicable)		6,909,491	-	6,909,491	405,211.00	969,007.56	185,260.00	1,983,170.20	3,542,648.76	405,211.00	851,979.84	185,260.00	968,311.87	2,410,762.71	3,366,842.24		
CO		57,972,381	-	57,972,381	5,401,437.23	5,248,592.65	8,321,053.76	12,911,484.33	31,882,567.97	5,401,437.23	4,942,641.46	8,321,053.76	11,110,765.75	29,775,898.20	26,089,813.03		
<b>Recapitulation by MFO:</b>																	
GASS		16,255,274	-	16,255,274	1,684,721.53	2,261,956.11	2,708,864.57	3,284,512.47	9,957,054.68	1,684,721.53	2,212,680.27	2,708,864.57	2,927,296.31	9,533,562.68	6,298,219.32	423,492.00	
STO		10,244,635	-	10,244,635	829,245.88	236,122.85	681,685.64	2,373,802.09	4,120,856.46	829,245.88	229,380.83	681,685.64	1,563,609.55	3,303,921.90	6,123,778.54	816,934.56	
MFO 1		25,137,292	-	25,137,292	2,667,569.82	2,652,323.64	4,855,443.75	6,981,479.88	17,139,817.09	2,667,569.82	2,402,390.31	4,855,443.75	6,465,318.89	16,390,722.77	7,997,474.91	749,094.32	
MFO 2		3,167,590	-	3,167,590	199,500.00	95,940.00	75,059.80	196,708.89	567,208.69	199,500.00	95,940.00	75,059.80	79,560.00	450,059.80	2,600,381.31	117,148.89	
MFO 3		3,167,590	-	3,167,590	20,400.00	2,250.05		74,981.00	97,631.05	20,400.00	2,250.05		74,981.00	97,631.05	3,069,958.95		
<b>TOTAL MFOs</b>		<b>57,972,381</b>	<b>-</b>	<b>57,972,381</b>	<b>5,401,437.23</b>	<b>5,248,592.65</b>	<b>8,321,053.76</b>	<b>12,911,484.33</b>	<b>31,882,567.97</b>	<b>5,401,437.23</b>	<b>4,942,641.46</b>	<b>8,321,053.76</b>	<b>11,110,765.75</b>	<b>29,775,898.20</b>	<b>26,089,813.03</b>	<b>2,106,669.77</b>	

**Certified Correct:**  
  
 GERTRUDES L. JAQUIAS  
 Budget Officer III  
 Date: January 28, 2016

**Certified Correct:**  
  
 LAARNI P. HINAMPAS, CPA  
 Accountant III  
 Date: January 28, 2016

**Recommending Approval:**  
  
 JOY C. CAPISTRANO, CPA, DPA  
 Director, FMS  
 Date: January 28, 2016

**Approved By:**  
  
 JUARLITO V. GARCINES, Ph.D.  
 SUC President II  
 Date: January 28, 2016





STATEMENT OF APPROVED BUDGET, UTILIZATIONS, DISBURSEMENTS AND BALANCES  
As of the Quarter Ending September 30, 2015


Department : Commission On Higher Education  
 Agency : Agusan del Sur State College of Agriculture and Technology  
 Operating Unit : Agusan del Sur State College of Agriculture and Technology  
 Organization Code (UACS) : 08-104-00-00000  
 Funding Source Code (as clustered) : 05-2-06-441


Particulars	UACS CODE	Approved Budget			Budget Utilization					Disbursements				BALANCES			
		Approved Budgeted Revenue	Adjustments (Additions, Reductions, Realignment)	Adjusted Budgeted Revenue	1st Quarter Ending March 31	2nd Quarter Ending June 30	3rd Quarter Ending Sep. 30	4th Quarter Ending Dec 31	Total	1st Quarter Ending March 31	2nd Quarter Ending June 30	3rd Quarter Ending Sep. 30	4th Quarter Ending Dec 31	Total	Unutilized Budget	Unpaid Utilizations (10-15) = (17+18)	Due and Demandable / Accounts Payable
1	2	3	4	5=[3+(-)4]	6	7	8.00	9	10=(6+7+8+9)	11	12	13	14	15=(11+12+13+14)	16=(5-10)	17	18
<b>I. Agency Approved Budget</b>																	
<i>General Administration and Support</i>																	
<i>General Administration and Supervision</i>																	
PAP																	
		16,509,553	-	16,509,553	1,684,721.53	2,355,573.32	2,725,864.57		6,749,159.42	1,684,722	2,212,680	2,725,865		6,623,266	9,760,394	147,301	
PS	50100000	300,000		300,000	132,750.00	68,500.00	98,250.00		299,500.00	132,750.00	68,500.00	98,250.00		299,500.00	500.00	-	
MOOE	50200000	12,112,375		12,112,375	1,551,971.53	1,318,065.76	2,547,614.57		5,417,651.86	1,551,971.53	1,292,200.43	2,543,206.54		5,387,378.50	6,694,723.14	30,273.36	
Fin Exp. (if applicable)				-													
CO	50600000	4,097,178		4,097,178		969,007.56	63,000.00		1,032,007.56		851,979.84	63,000.00		914,979.84	3,065,170.44	117,027.72	
Support to Operations		5,007,055		5,007,055	829,245.88	236,122.85	681,685.64		1,747,054.37	829,245.88	229,380.83	681,685.64		1,740,312.35	3,260,000.63	6,742.02	
PAP																	
PS	50100000																
MOOE	50200000	2,940,420		2,940,420	538,893.88	236,122.85	559,425.64		1,334,442.37	538,893.88	229,380.83	559,425.64		1,327,700.35	1,605,977.63	6,742.02	
Fin Exp. (if applicable)																	
CO	50600000	2,066,635		2,066,635	290,352.00		122,260.00		412,612.00	290,352.00		122,260.00		412,612.00	1,654,023.00		
Operations		24,521,564		24,521,564	2,887,469.82	2,656,896.48	4,913,503.55		10,474,869.85	2,887,469.82	2,402,390.31	4,913,503.55		10,203,363.68	14,046,694.15	156,316.12	
MFO 1 - Higher Education Services																	
PAP																	
PS	50100000	8,710,906		8,710,906	1,836,967.45	1,704,110.44	3,530,182.38		7,071,260.27	1,836,967.45	1,598,527.34	3,530,182.38		6,965,677.17	1,639,645.73	105,583.10	
MOOE	50200000	9,834,053		9,834,053	715,743.37	854,595.99	1,325,261.37		2,895,600.73	715,743.37	803,862.97	1,325,261.37		2,844,867.71	6,938,452.27	50,733.02	
Fin Exp. (if applicable)																	
CO	50600000	1,334,945		1,334,945	114,859.00				114,859.00	114,859.00				114,859.00	1,220,086.00		
MFO 2 - Research Services																	
PAP																	
PS	50100000																
MOOE	50200000	2,200,830		2,200,830	199,500.00	95,940.00	75,059.80		370,499.80	199,500.00	95,940.00	75,059.80		370,499.80	1,830,330.20		
Fin Exp. (if applicable)																	
CO	50600000	120,000		120,000											120,000.00		

Particulars	UACS CODE	Approved Budget			Budget Utilization					Disbursements					BALANCES		
		Approved Budgeted Revenue	Adjustments (Additions, Reductions, Realignment)	Adjusted Budgeted Revenue	1st Quarter Ending March 31	2nd Quarter Ending June 30	3rd Quarter Ending Sep. 30	4th Quarter Ending Dec 31	Total	1st Quarter Ending March 31	2nd Quarter Ending June 30	3rd Quarter Ending Sep. 30	4th Quarter Ending Dec 31	Total	Unutilized Budget	Unpaid Utilizations (10-15) = (17+18)	
																Due and Demandable / Accounts Payable	Not Yet Due and Demandable
1	2	3	4	5=[3+(-)4]	6	7	8.00	9	10=(6+7+8+9)	11	12	13	14	15=(11+12+13+14)	16=(5-10)	17	18
MFO 3 - Advisory Extension Services																	
PAP																	
PS	50100000			-										-	-	-	-
MOOE	50200000	2,120,830		2,120,830	20,400.00	2,250.05			22,650.05	20,400.00	2,250.05		-	-	-	-	
Fin Exp.(if applicable)				-										22,650.05	2,098,179.95	-	-
CO	50600000	200,000		200,000										-	200,000.00	-	-
<b>GRAND TOTAL</b>		46,038,172	-	46,038,172	5,401,437.23	5,248,592.65	8,321,053.76		18,971,083.64	5,401,437.23	4,942,641.46	8,321,053.76		18,665,132.45	27,067,088.36	305,951.19	
PS		9,010,906	-	9,010,906	1,969,717.45	1,772,610.44	3,628,432.38		7,370,760.27	1,969,717.45	1,667,027.34	3,628,432.38		-	-	-	-
MOOE		29,208,508	-	29,208,508	3,026,508.78	2,506,974.65	4,507,361.38		10,040,844.81	3,026,508.78	2,423,634.28	4,507,361.38		7,265,177.17	1,640,145.73	105,583.10	
Fin Exp.(if applicable)														9,957,504.44	19,167,663.19	83,340.37	
CO		7,818,758	-	7,818,758	405,211.00	969,007.56	185,260.00		1,559,478.56	405,211.00	851,979.84	185,260.00		-	-	-	-
<b>Recapitulation by MFO:</b>		46,038,172	-	46,038,172	5,401,437.23	5,248,592.65	8,321,053.76		18,971,083.64	5,401,437.23	4,942,641.46	8,321,053.76		18,665,132.45	27,067,088.36	305,951.19	
GASS		16,509,553	-	16,509,553	1,684,721.53	2,355,573.32	2,708,864.57		6,749,159.42	1,684,721.53	2,212,680.27	2,708,864.57		-	-	-	-
STO		5,007,055	-	5,007,055	829,245.88	236,122.85	681,685.64		1,747,054.37	829,245.88	229,380.83	681,685.64		6,606,266.37	9,760,393.58	142,893.05	
MFO 1		19,879,904	-	19,879,904	2,667,569.82	2,558,706.43	4,855,443.75		10,081,720.00	2,667,569.82	2,402,390.31	4,855,443.75		1,740,312.35	3,260,000.63	6,742.02	
MFO 2		2,320,830	-	2,320,830	199,500.00	95,940.00	75,059.80		370,499.80	199,500.00	95,940.00	75,059.80		9,925,403.88	9,798,184.00	156,316.12	
MFO 3		2,320,830	-	2,320,830	20,400.00	2,250.05	-		22,650.05	20,400.00	2,250.05	-		370,499.80	1,950,330.20	-	
<b>TOTAL MFOs</b>		46,038,172	-	46,038,172	5,401,437.23	5,248,592.65	8,321,053.76		18,971,083.64	5,401,437.23	4,942,641.46	8,321,053.76		18,665,132.45	27,067,088.36	310,359.22	

Certified Correct:  
  
**GERTRUDES B. JAQUIAS**  
 Budget Officer III  
 Date: October 30, 2015

Certified Correct:  
  
**LARNI P. HINAMPAS, CPA, DPA**  
 Accountant III  
 Date: October 30, 2015

Recommending Approval:  
  
**JOY C. CAPISTRANO, CRA, DPA**  
 Vice President for Administration  
 Date: October 30, 2015

Approved By:  
  
**JUARLITO V. GARCINES, Ph.D.**  
 SUC President II  
 Date: October 30, 2015



**STATEMENT OF APPROVED BUDGET, UTILIZATIONS, DISBURSEMENTS AND BALANCES**  
As of the Quarter Ending June 30, 2015

Department : Commission On Higher Education  
 Agency : Agusan del Sur State College of Agriculture and Technology  
 Operating Unit : Agusan del Sur State College of Agriculture and Technology  
 Organization Code (UA) : 08-104-00-00000  
 Funding Source Code (as c) : 05-2-06-441


Particulars	UAC\$ CODE	Approved Budget			Budget Utilization					Disbursements				BALANCES			
		Approved Budgeted Revenue	Adjustments (Additions, Reductions, Realignment)	Adjusted Budgeted Revenue	1st Quarter Ending March 31	2nd Quarter Ending June 30	3rd Quarter Ending Sep 30	4th Quarter Ending Dec 31	Total	1st Quarter Ending March 31	2nd Quarter Ending June 30	3rd Quarter Ending Sept.	4th Quarter Ending Dec.	Total	Unutilized Budget	Unpaid Utilizations (10-15) = (17+18)	
1	2	3	4	5=[3+(-)4]	6	7	8	9	10=(6+7+8+9)	11	12	13	14	15=(11+12+13+14)	16=(5-10)	17	18
<b>I. Agency Approved Budget</b>																	
General Administration and Support		16,509,553	-	16,509,553	1,684,721.53	2,355,573.32			4,040,294.85	1,684,722	2,212,680			3,897,402	12,469,258	142,893	
General Administration and Supervision																	
PAP																	
PS	50100000	300,000		300,000	132,750.00	68,500.00			201,250.00	132,750.00	68,500.00			201,250.00	98,750.00	-	
MOOE	50200000	12,112,375		12,112,375	1,551,971.53	1,318,065.76			2,870,037.29	1,551,971.53	1,292,200.43			2,844,171.96	9,242,337.71	25,865.33	
Fin Exp.(if applicable)																	
CO	50600000	4,097,178		4,097,178		969,007.56			969,007.56		851,979.84			851,979.84	3,128,170.44	117,027.72	
Support to Operations		5,007,055		5,007,055	829,245.88				1,065,368.73	829,245.88	229,380.83			1,058,626.71	3,941,686.27	6,742.02	
PAP																	
PS	50100000																
MOOE	50200000	2,940,420		2,940,420	538,893.88	236,122.85			775,016.73	538,893.88	229,380.83			768,274.71	2,165,403.27	6,742.02	
Fin Exp.(if applicable)																	
CO	50600000	2,066,635		2,066,635	290,352.00				290,352.00	290,352.00				290,352.00	1,776,283.00	-	
Operations		24,521,564		24,521,564	2,887,469.82				5,544,366.30	2,887,469.82	2,402,390.31			5,289,860.13	18,977,197.70	254,506.17	
MFO 1 - Higher Education Services																	
PAP																	
PS	50100000	8,710,906		8,710,906	1,836,967.45	1,704,110.44			3,541,077.89	1,836,967.45	1,598,527.34			3,435,494.79	5,169,828.11	105,583.10	
MOOE	50200000	9,834,053		9,834,053	715,743.37	854,595.99			1,570,339.36	715,743.37	803,862.97			1,519,606.34	8,263,713.64	50,733.02	
Fin Exp.(if applicable)																	
CO	50600000	1,334,945		1,334,945	114,859.00				114,859.00	114,859.00				114,859.00	1,220,086.00	-	
MFO 2 - Research Services																	
PAP																	
PS	50100000																
MOOE	50200000	2,200,830		2,200,830	199,500.00	95,940.00			295,440.00	199,500.00	95,940.00			295,440.00	1,905,390.00	-	
Fin Exp.(if applicable)																	
CO	50600000	120,000		120,000											120,000.00	-	

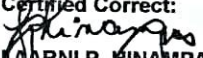


**STATEMENT OF APPROVED BUDGET, UTILIZATIONS, DISBURSEMENTS AND BALANCES**  
As of the Quarter Ending June 30, 2015


Department : Com mission On Higher Education  
 Agency : Agusan del Sur State College of Agriculture and Technology  
 Operating Unit : Agusan del Sur State College of Agriculture and Technology  
 Organization Code (UA) : 08-104-00-00000  
 Funding Source Code (as c 05-2-06-441)

Particulars	UACS CODE	Approved Budget			Budget Utilization					Disbursements				BALANCES			
		Approved Budgeted Revenue	Adjustments (Additions, Reductions, Realignment)	Adjusted Budgeted Revenue	1st Quarter Ending March 31	2nd Quarter Ending June 30	3rd Quarter Ending Sep 30	4th Quarter Ending Dec 31	Total	1st Quarter Ending March 31	2nd Quarter Ending June 30	3rd Quarter Ending Sept.	4th Quarter Ending Dec.	Total	Unutilized Budget	Unpaid Utilizations (10-15) = (17+18)	Due and Demandable / Accounts Payable
1	2	3	4	5=[3+(-)4]	6	7	8	9	10=(6+7+8+9)	11	12	13	14	15=(11+12+13+14)	16=(5-10)	17	18
MFO 3 - Advisory Extension Services																	
PAP																	
PS	50100000			-										-			
MOOE	50200000	2,120,830		2,120,830	20,400.00	2,250.05			22,650.05	20,400.00	2,250.05			22,650.05	2,098,179.95		
Fin Exp.(if applicable)																	
CO	50600000	200,000		200,000											200,000.00		
<b>GRAND TOTAL</b>		<b>46,038,172</b>	<b>-</b>	<b>46,038,172</b>	<b>5,401,437.23</b>	<b>5,248,592.65</b>			<b>10,650,029.88</b>	<b>5,401,437.23</b>	<b>4,942,641.46</b>			<b>10,344,078.69</b>	<b>35,388,142.12</b>	<b>305,951.19</b>	
PS		9,010,906	-	9,010,906	1,969,717.45	1,772,610.44			3,742,327.89	1,969,717.45	1,667,027.34			3,636,744.79	5,268,578.11	105,583.10	
MOOE		29,208,508	-	29,208,508	3,026,508.78	2,506,974.65			5,533,483.43	3,026,508.78	2,423,634.28			5,450,143.06	23,675,024.57	83,340.37	
Fin Exp.(if applicable)																	
CO		7,818,758	-	7,818,758	405,211.00	969,007.56			1,374,218.56	405,211.00	851,979.84			1,257,190.84	6,444,539.44	117,027.72	
<b>Recapitulation by MFO:</b>		<b>46,038,172</b>	<b>-</b>	<b>46,038,172</b>	<b>5,401,437.23</b>	<b>5,248,592.65</b>			<b>10,650,029.88</b>	<b>5,401,437.23</b>	<b>4,942,641.46</b>			<b>10,344,078.69</b>	<b>35,388,142.12</b>	<b>305,951.19</b>	
		16,509,553	-	16,509,553	1,684,721.53	2,355,573.32			4,040,294.85	1,684,721.53	2,212,680.27			3,897,401.80	12,469,258.15	142,893.05	
		5,007,055	-	5,007,055	829,245.88	236,122.85			1,065,368.73	829,245.88	229,380.83			1,058,626.71	3,941,686.27	6,742.02	
MFO 1		19,879,904	-	19,879,904	2,667,569.82	2,558,706.43			5,226,276.25	2,667,569.82	2,402,390.31			5,069,960.13	14,653,627.75	156,316.12	
MFO 2		2,320,830	-	2,320,830	199,500.00	95,940.00			295,440.00	199,500.00	95,940.00			295,440.00	2,025,390.00	-	
MFO 3		2,320,830	-	2,320,830	20,400.00	2,250.05			22,650.05	20,400.00	2,250.05			22,650.05	2,298,179.95	-	
<b>TOTAL MFOs</b>		<b>46,038,172</b>	<b>-</b>	<b>46,038,172</b>	<b>5,401,437.23</b>	<b>5,248,592.65</b>			<b>10,650,029.88</b>	<b>5,401,437.23</b>	<b>4,942,641.46</b>			<b>10,344,078.69</b>	<b>35,388,142.12</b>	<b>305,951.19</b>	

Certified Correct:  
  
 GERTRUDES B. JAQUIAS  
 Budget Officer III  
 Date: July 28, 2015

Certified Correct:  
  
 MAARNI P. MINAMPAS, CPA, DPA  
 Accountant III  
 Date: July 28, 2015

Recommending Approval:  
  
 JOY C. CAPISTRANO, CPA, DPA  
 Director, FMS  
 Date:

Approved By:  
  
 JUARLITO V. GARCINES, Ph.D.  
 SUC President II  
 Date:

STATEMENT OF APPROVED BUDGET, UTILIZATIONS, DISBURSEMENTS AND BALANCES

As of the Quarter Ending March 31, 2015

Department : Commission On Higher Education  
 Agency : Agusan del Sur State College of Agriculture and Technology  
 Operating Unit :  
 Organization Code (UACS) : 08-104-00-00000  
 Funding Source Code (as clustered) : 05-2-06-441

Particulars	UACS CODE	Approved Budget			Budget Utilization					Disbursements					BALANCES		
		Approved Budgeted Revenue	Adjustment s (Additions, Reductions, Realignment t)	Adjusted Budgeted Revenue	1st Quarter Ending March 31	2nd Quarter Ending June 30	3rd Quarter Ending Sep 30	4th Quarter Ending Dec 31	Total	1st Quarter Ending March 31	2nd Quarter Ending June 30	3rd Quarter Ending Sept. 30	4th Quarter Ending Dec. 31	Total	Unutilized Budget	Unpaid Utilizations (10-15) = (17+18)	
																Due and Demandable / Accounts Payable	Not Yet Due and Demandable
1	2	3	4	5=[3+(-)4]	6	7	8	9	10=(6+7+8+9)	11	12	13	14	15=(11+12+13+14)	16=(5-10)	17	18
<b>I. Agency Approved Budget</b>																	
<i>General Administration and Support</i>																	
<i>General Administration and Supervision</i>																	
<i>PAP</i>																	
PS	50100000	300,000.00	-	300,000.00	132,750.00				132,750.00	132,750.00				132,750.00	167,250.00		
MOOE	50200000	12,112,375.00		12,112,375.00	1,551,971.53				1,551,971.53	1,551,971.53				1,551,971.53	10,560,403.47		
Fin Exp.(if applicable)				-					-	-				-	-		
CO	50600000	4,097,178.00		4,097,178.00					-	-				-	4,097,178.00		
Support to Operations		5,007,055.00		5,007,055.00	829,245.88				829,245.88	829,245.88				829,245.88	4,177,809.12		
<i>PAP</i>																	
PS	50100000													-	-		
MOOE	50200000	2,940,420.00		2,940,420.00	538,893.88				538,893.88	538,893.88				538,893.88	2,401,526.12		
Fin Exp.(if applicable)				-					-	-				-	-		
CO	50600000	2,066,635.00		2,066,635.00	290,352.00				290,352.00	290,352.00				290,352.00	1,776,283.00		
Operations		24,521,564.00		24,521,564.00	2,887,469.82				2,887,469.82	2,887,469.82				2,887,469.82	21,634,094.18		
<i>MFO 1 - Higher Education Services</i>																	
<i>PAP</i>																	
PS	50100000	8,710,906.00		8,710,906.00	1,836,967.45				1,836,967.45	1,836,967.45				1,836,967.45	6,873,938.55		
MOOE	50200000	9,834,053.00		9,834,053.00	715,743.37				715,743.37	715,743.37				715,743.37	9,118,309.63		
Fin Exp.(if applicable)				-					-	-				-	-		
CO	50600000	1,334,945.00		1,334,945.00	114,859.00				114,859.00	114,859.00				114,859.00	1,220,086.00		
<i>MFO 2 - Research Services</i>																	
<i>PAP</i>																	
PS	50100000			-					-	-				-	-		
MOOE	50200000	2,200,830.00		2,200,830.00	199,500.00				199,500.00	199,500.00				199,500.00	2,001,330.00		
Fin Exp.(if applicable)				-					-	-				-	-		
CO	50600000	120,000.00		120,000.00					-	-				-	120,000.00		



Particulars	UACS CODE	Approved Budget			Budget Utilization					Disbursements					BALANCES		
		Approved Budgeted Revenue	Adjustments (Additions, Reductions, Realignment)	Adjusted Budgeted Revenue	1st Quarter Ending March 31	2nd Quarter Ending June 30	3rd Quarter Ending Sep 30	4th Quarter Ending Dec 31	Total	1st Quarter Ending March 31	2nd Quarter Ending June 30	3rd Quarter Ending Sept. 30	4th Quarter Ending Dec. 31	Total	Unutilized Budget	Unpaid Utilizations (10-15) = (17+18)	
1	2	3	4	5=[3+(-)4]	6	7	8	9	10=(6+7+8+9)	11	12	13	14	15=(11+12+13+14)	16=(5-10)	17	18
MFO 3 - Advisory Extension Services																	
PAP																	
PS	50100000			-										-	-		
MOOE	50200000	2,120,830.00		2,120,830.00	20,400.00				20,400.00	20,400.00				20,400.00	2,100,430.00		
Fin Exp.(if applicable)				-										-	-		
CO	50600000	200,000.00		200,000.00										-	200,000.00		
GRAND TOTAL		46,038,172.00	-	46,038,172.00	5,401,437.23	-	-		5,401,437.23	5,401,437.23				5,401,437.23	40,636,734.77		
PS		9,010,906.00	-	9,010,906.00	1,969,717.45	-	-		1,969,717.45	1,969,717.45				1,969,717.45	7,041,188.55		
MOOE		29,208,508.00	-	29,208,508.00	3,026,508.78	-	-		3,026,508.78	3,026,508.78				3,026,508.78	26,181,999.22		
Fin Exp.(if applicable)				-										-	-		
CO		7,818,758.00	-	7,818,758.00	405,211.00	-	-		405,211.00	405,211.00				405,211.00	7,413,547.00		
Recapitulation by MFO:																	
GASS		16,509,553.00	-	16,509,553.00	1,684,721.53	-	-		1,684,721.53	1,684,721.53				1,684,721.53	14,824,831.47		
STO		5,007,055.00	-	5,007,055.00	829,245.88	-	-		829,245.88	829,245.88				829,245.88	4,177,809.12		
MFO 1		19,879,904.00	-	19,879,904.00	2,667,569.82	-	-		2,667,569.82	2,667,569.82				2,667,569.82	17,212,334.18		
MFO 2		2,320,830.00	-	2,320,830.00	199,500.00	-	-		199,500.00	199,500.00				199,500.00	2,121,330.00		
MFO 3		2,320,830.00	-	2,320,830.00	20,400.00	-	-		20,400.00	20,400.00				20,400.00	2,300,430.00		
TOTAL MFOs		46,038,172.00	-	46,038,172.00	5,401,437.23	-	-		5,401,437.23	5,401,437.23				5,401,437.23	40,636,734.77		

Correct: GERTRUDES B. JAQUIAS Budget Officer Date: April 27, 2015	Certified Correct:  LAARNI P. HINAMPAS, CPA, DPA Chief Accountant Date: April 27, 2015	Recommending Approval: JOY C. CAPISTRANO, CPA, DPA Director, FMS Date: April 27, 2015	Approved By: JUARLITO V. GARCINES, PAE, Ph.D. Agency Head/Department Secretary Date: April 27, 2015
--	---	--	--