

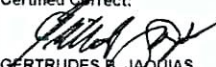
SUMMARY OF APPROVED BUDGET, UTILIZATIONS, DISBURSEMENTS AND BALANCES BY OBJECT OF EXPENDITURES

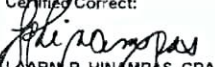
As of the Quarter Ending December 31, 2014


Department : STATE UNIVERSITIES AND COLLEGES
 Agency : AGUSAN DEL SUR STATE COLLEGE OF AGRICULTURE AND TECHNOLOGY
 Operating Unit :
 Organization Code (UACS) : 08-104-00-00000
 Funding Source Code (as clustered) : 2-06-441


Particulars	UACS CODE	Approved Budget			Budget Utilization					Disbursements					BALANCES		
		Approved Budgeted Revenue	Adjustments (Additions, Reductions, Realignments)	Adjusted Budgeted Revenue	1st Quarter	2nd Quarter	3rd Quarter	4th Quarter	Total	1st Quarter	2nd Quarter	3rd Quarter	4th Quarter	Total	Unutilized Budget	Unpaid Utilizations (10-15) = (17+18)	
					Ending	Ending	Ending	Ending		Ending	Ending	Ending	Ending			Due and Demandable / Accounts Payable	Not Yet Due and Demandable
1	2	3	4	5=[3+(-)4]	6	7	8	9	10=(6+7+8+9)	11	12	13	14	15=(11+12+13+14)	16=(5-10)	17	18
SUMMARY																	
A. AGENCY SPECIFIC BUDGET																	
Personnel Services																	
Salaries and Wages - Regular																	
Salaries and Wages - Contractual	50101020 00	1,600,000	4,000,000	5,600,000	878,178	555,525	2,097,060	2,062,271	5,593,034	878,178	555,525	2,097,060	2,062,271	5,593,034	6,966	-	-
Salaries and Wages - Contractual									-					-			
Other Compensation																	
Honoraria	50102100 01	2,655,285		2,655,285	51,250	632,346	809,827	918,613	2,412,036	51,250	632,346	809,827	918,613	2,412,036	243,249	-	-
Maintenance & Other Operating Expenses																	
Traveling Expenses	50201000 00																
Traveling Expenses - Local	50201010 00	660,000	220,000	880,000	33,568	260,449	440,635	143,636	878,289	33,568	260,449	440,635	143,636	878,289	1,711	-	-
Training and Scholarship Expenses																	
Training Expenses	50202010 00	265,000		265,000	18,944	101,708	94,330	2,788	217,769	18,944	101,708	94,330	2,788	217,769	47,231	-	-
Scholarship Grants/Expenses	50202020 00	100,000		100,000		15,000	50,000		65,000		15,000	50,000		65,000	35,000	-	-
Supplies and Materials Expenses																	
Office Supplies Expenses	50203010 00	216,380	325,000	541,380	47,177	100,250	46,060	8,700	202,187	47,177	100,250	46,060	8,700	202,187	339,193	-	-
Animal/Zoological Supplies Expenses	50203040 00	966,173		966,173	173,613	1,472	147,301	172,357	494,742	173,613	1,472	147,301	172,357	494,742	471,431	-	-
Medical, Dental and Laboratory Supplies Expenses	50203080 00	87,000		87,000	63,570				63,570	63,570				63,570	23,430	-	-
Fuel, Oil and Lubricants Expenses	50203090 00	360,000		360,000	23,470	187,986	20,998	65,817	298,271	23,470	187,986	20,998	65,817	298,271	61,729	-	-
Agricultural and Marine Supplies Expenses	50203100 00	1,275,380		1,275,380		283,760	20,062	56,067	359,888		283,760	20,062	56,067	359,888	915,492	-	-
Textbooks and Instructional Materials Expenses																	
Textbooks and Instructional Materials Expenses	50203110 00	277,500		277,500			14,300		14,300			14,300		14,300	263,200	-	-
Other Supplies and Materials Expenses	50203120 00	1,207,045	1,020,000	2,227,045	153,035	276,576	667,400	1,129,200	2,226,210	153,035	276,576	667,400	1,129,200	2,226,210	835	-	-
Utility Expenses																	
Water Expenses	50204010 00	40,000		40,000	3,731	375	500	250	4,856	3,731	375	500	250	4,856	35,144	-	-
Electricity Expenses	50204020 01	435,380		435,380	119,463	160,924	124,127	18,895	423,409	119,463	160,924	124,127	18,895	423,409	11,971	-	-
Internet Expenses	50205030-00	240,000		240,000	60,000	60,000	60,000	60,000	240,000	60,000	60,000	60,000	60,000	240,000	-	-	-
Cable, Satellite, Telegram, & Radio Expenses	50205040-00	6,000		6,000	1,060	1,590	1,590	1,590	5,830	1,060	1,590	1,590	1,590	5,830	170	-	-
Printing & Binding Expenses	50299020-00	232,000		232,000	98,300	113,664			211,964	98,300	113,664			211,964	20,036	-	-
Representation Allowance	50299030-00	105,665		105,665					-					-	105,665	-	-
Transportation & Delivery Expenses	50299040-00	100,000		100,000				1,605	1,605				1,605	1,605	98,395	-	-
Subscription Expenses	50299070-00	15,840		15,840	3,420	3,480	3,600	2,400	12,900	3,420	3,480	3,600	2,400	12,900	2,940	-	-

Particulars	UACS CODE	Approved Budget			Budget Utilization					Disbursements					BALANCES		
		Approved Budgeted Revenue	Adjustment (Additions, Reductions, Realignme nt)	Adjusted Budgeted Revenue	1st Quarter	2nd Quarter	3rd Quarter	4th Quarter	Total	1st Quarter	2nd Quarter	3rd Quarter	4th Quarter	Total	Unutilized Budget	Unpaid Utilizations (10-15) = (17+18)	
					Ending March 31	Ending June 30	Ending Sept. 30	Ending Dec. 31		Ending March 31	Ending June 30	Ending Sept. 30	Ending Dec. 31			Due and Demanda ble / Accounts Payable	Not Yet and Deman dable
1	2	3	4	5=[3+(-)4]	6	7	8	9	10=(6+7+8+9)	11	12	13	14	15=(11+12+13+14)	16=(5-10)	17	18
Professional Services																	
General Services	50212290 00	3,524,000		3,524,000	766,013	1,069,832	686,144	840,957	3,362,946	766,013	1,069,832	686,144	840,957	3,362,946	161,054	-	-
Other Professional Services	50213050 00	1,288,000		1,288,000		934,055	273,057		1,207,112		934,055	273,057		1,207,112	80,888	-	-
Repair and Maintenance																	
RM - Machineries & Equipment	50213050 01	400,000		400,000	46,339	19,602	145,244	48,457	259,643	46,339	19,602	145,244	48,457	259,643	140,357	-	-
RM - School Buildings	50213040-02	603,000		603,000		49,373	58,823	364,981	473,177		49,373	58,823	364,981	473,177	129,823	-	-
RM - IT Equipment & Software	50213050-03	150,000		150,000			28,625	25,209	53,834			28,625	25,209	53,834	96,166	-	-
RM - Motor Vehicles	50213060-01	200,000		200,000	87,848	62,420	19,960		170,228	87,848	62,420	19,960		170,228	29,772	-	-
RM - Agricultural, Fishery, & Forestry Equipment	50213050-04	100,000		100,000			69,478		69,478			69,478		69,478	30,522	-	-
Insurance Expenses	50215030-00	51,000		51,000					-					-	51,000	-	-
Other Maintenance and Operating Expenses	50299990 99	4,222,027		4,222,027	1,088,835	626,535	1,045,576	1,285,869	4,046,815	1,088,835	626,535	1,045,576	1,285,869	4,046,815	175,212	-	-
Capital Outlays		7,509,945	150,000	7,659,945	1,055,012	1,000,575	2,311,745	301,288	4,668,619	1,055,012	1,000,575	2,311,745	301,288	4,668,619	2,991,326	-	-
Property, Plant and Equipment Outlay																	
Buildings and Other Structures Outlay	50604040 00																
Buildings	50604040 01	1,600,000	150,000	1,750,000	872,642		874,040		1,746,682	872,642		874,040		1,746,682	3,318	-	-
School Buildings	50604040 02																
Hospitals and Health Centers	50604040 03																
Markets	50604040 04	375,000		375,000		372,904			372,904		372,904			372,904	2,097	-	-
Machinery and Equipment Outlay	50604050 00																
Machinery	50604050 01	2,290,000		2,290,000	119,250		940,000		1,059,250	119,250		940,000		1,059,250	1,230,750	-	-
Office Equipment	50604050 02	1,545,285		1,545,285	63,120	464,881	51,000		579,001	63,120	464,881	51,000		579,001	966,284	-	-
Information and Communication Technology Equipment	50604050 03	733,000		733,000		162,790	335,773	117,125	615,688		162,790	335,773	117,125	615,688	117,312	-	-
Library Bookshelves	50604070-01	50,000		50,000					-					-	50,000	-	-
Library Books	50604070-02	286,660		286,660			79,170	25,300	104,470			79,170	25,300	104,470	182,191	-	-
Athletic Equipments	50604050-13	100,000		100,000					-					-	100,000	-	-
Other Structures	50604040-99	530,000		530,000			31,763	158,863	190,625			31,763	158,863	190,625	339,375	-	-
GRAND TOTAL		28,892,620	5,715,000	34,607,620	4,772,826	6,517,496	9,238,046	7,509,345	28,037,712	4,772,826	6,517,496	9,238,046	7,509,345	28,037,712	6,569,908	-	-

Certified Correct:

 GERTRUDES B. JACUIAS
 Budget Officer
 Date: January 28, 2015

Certified Correct:

 LAARN P. HINAMPAS, CPA
 Chief Accountant
 Date: January 28, 2015

Recommending Approval:

 JOY C. CAPISTRANO, CPA, DPA
 Director, FMS
 Date: January 28, 2015

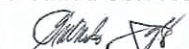
Approved By:

 JUARLITO V. GARCINES, PAE, Ph.D.
 Agency Head/Department Secretary
 Date: January 28, 2015

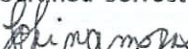
SUMMARY OF APPROVED BUDGET, UTILIZATIONS, DISBURSEMENTS AND BALANCES BY OBJECT OF EXPENDITURES
As of the Quarter Ending September 30, 2014

Department : STATE UNIVERSITIES AND COLLEGES
 Agency : AGUSAN DEL SUR STATE COLLEGE OF AGRICULTURE AND TECHNOLOGY
 Operating Unit :
 Organization Code (UACS) : 8
 Funding Source Code (as clustered) : 02

Particulars	UACS CODE	Approved Budget			Budget Utilization					Disbursements					BALANCES		
		Approved Budgeted Revenue	Adjustments (Additions, Reductions, Realignment)	Adjusted Budgeted Revenue	1st Quarter	2nd Quarter	3rd Quarter	4th Quarter	Total	1st Quarter	2nd Quarter	3rd Quarter	4th Quarter	Total	Unutilized Budget	Unpaid Utilizations (10-15) = (17+18)	
					Ending	Ending	Ending	Ending		Ending	Ending	Ending	Ending			Ending	Ending
1	2	3	4	5=[3+(-)4]	6	7	8	9	10=(6+7+8+9)	11	12	13	14	15=(11+12+13+14)	16=(5-10)	17	18
SUMMARY																	
A. AGENCY SPECIFIC BUDGET																	
Personnel Services																	
Salaries and Wages																	
Salaries and Wages - Contractual	50101020 00	1,600,000	3,500,000	5,100,000	878,177.85	555,525.01	2,097,060.14		3,530,763.00	878,177.85	555,525.01	2,097,060.14		3,530,763.00	1,569,237.00	-	
Other Compensation																	
Honoraria	50102100 01	2,655,285		2,655,285	51,250.00	632,346.09	809,827.29		1,493,423.38	51,250.00	632,346.09	809,827.29		1,493,423.38	1,161,861.62	-	
Maintenance & Other Operating Expenses																	
Traveling Expenses																	
Traveling Expenses - Local	50201010 00	660,000	320,000	980,000	33,568.16	260,448.84	440,635.24		734,652.24	33,568.16	260,448.84	440,635.24		734,652.24	245,347.76	-	
Traveling Expenses - Foreign	50201020 00																
Training and Scholarship Expenses																	
Training Expenses	50202010 00	265,000		265,000	18,944.00	101,707.50	94,330.00		214,981.50	18,944.00	101,707.50	94,330.00		214,982.00	50,018.50	-	
Scholarship Grants/Expenses	50202020 00	100,000		100,000		20,692.33	50,000.00		70,692.33		20,692.33	50,000.00		70,692.00	29,307.67	-	
Supplies and Materials Expenses																	
Office Supplies Expenses	50203010 00	216,380	400,000	616,380	47,177.00	100,250.00	46,060.00		193,487.00	47,177.00	100,250.00	46,060.00		193,487.00	422,893.00	-	
Animal/Zoological Supplies Expenses	50203040 00	966,173		966,173	173,613.01	1,472.00	147,300.75		322,385.76	173,613.01	1,472.00	147,300.75		322,386.00	643,787.24	-	
Medical, Dental and Laboratory Supplies Expenses	50203080 00	87,000		87,000	63,570.00				63,570.00	63,570.00				63,570.00	23,430.00	-	
Fuel, Oil and Lubricants Expenses	50203090 00	360,000		360,000	23,470.40	182,293.53	20,998.20		226,762.13	23,470.40	182,293.53	20,998.20		226,762.00	133,237.87	-	
Agricultural and Marine Supplies Expenses	50203100 00	1,275,380		1,275,380		283,760.00	20,061.60		303,821.60		283,760.00	20,061.60		303,822.00	971,558.40	-	
Textbooks and Instructional Materials Expenses																	
Textbooks and Instructional Materials Expenses	50203110 01	277,500		277,500			14,300.00		14,300.00			14,300.00		14,300.00	263,200.00	-	
Military, Police and Traffic Supplies Expenses	50203120 00																
Other Supplies and Materials Expenses	50203120 00	1,207,045		1,207,045	153,034.71	276,575.62	667,399.56		1,097,009.89	153,034.71	276,575.62	667,399.56		1,097,010.00	110,035.11	-	
Utility Expenses																	
Water Expenses	50204010 00	40,000		40,000	3,730.60	375.00	500.00		4,605.60	3,730.60	375.00	500.00		4,606.00	35,394.40	-	
Electricity Expenses	50204020 01	435,380	200,000	635,380	119,462.86	160,924.43	124,126.62		404,513.91	119,462.86	160,924.43	124,126.62		404,514.00	230,866.09	-	
Internet Expenses	50205030 00	240,000		240,000	60,000.00	60,000.00	60,000.00		180,000.00	60,000.00	60,000.00	60,000.00		180,000.00	60,000.00	-	
Cable, Satelete, Te,egram, & Radio Expenses	50205040 00	6,000		6,000	1,060.00	1,590.00	1,590.00		4,240.00	1,060.00	1,590.00	1,590.00		4,240.00	1,760.00	-	
Printing & Binding Expenses	50299020 00	232,000		232,000	98,300.00	113,664.00			211,964.00	98,300.00	113,664.00			211,964.00	20,036.00	-	
Representation Allowance	50299030 00	105,665		105,665											105,665.00	-	
Transportation & Delivery Expenses	50299040 00	100,000		100,000			1,605.00		1,605.00			1,605.00		1,605.00	98,395.00	-	
Subscription Expenses	50299070 00	15,840		15,840	3,420.00	3,480.00	3,600.00		10,500.00	3,420.00	3,480.00	3,600.00		10,500.00	5,340.00	-	
Professional Services																	
General Services	50212290 00	3,524,000		3,524,000	766,012.83	1,069,832.21	686,143.98		2,521,989.02	766,012.83	1,069,832.21	686,143.98		2,521,989.00	1,002,010.98	-	
Other Professional Services	50213050 00	1,288,000		1,288,000		934,055.01	273,056.65		1,207,111.66		934,055.01	273,056.65		1,207,112.00	80,888.34	-	


Particulars	UACS CODE	Approved Budget			Budget Utilization					Disbursements					BALANCES		
		Approved Budgeted Revenue	Adjustment ^s (Additions, Reductions, Realignment ^t)	Adjusted Budgeted Revenue	1st Quarter	2nd Quarter	3rd Quarter	4th Quarter	Total	1st Quarter	2nd Quarter	3rd Quarter	4th Quarter	Total	Unutilized Budget	Unpaid Utilizations (10-15) = (17+18)	
					Ending	Ending	Ending	Ending		Ending	Ending	Ending	Ending			Due and Demandable / Accounts Payable	Not Yet Due and Demandable
1	2	3	4	5=[3+(-)4]	6	7	8	9	10=(6+7+8+9)	11	12	13	14	15=(11+12+13+14)	16=(5-10)	17	18
Repair and Maintenance																	
RM - Machineries & Equipment	50213050 01	400,000		400,000	46,339.18	19,602.23	145,244.15		211,185.56	46,339.18	19,602.23	145,244		211,186	188,814.44	-	-
RM - School Buildings	50213040-02	603,000		603,000		49,373.20	58,823.00		108,196.20		49,373.20	58,823.00		108,196	494,803.80	-	-
RM - IT Equipment & Software	50213050-03	150,000		150,000			28,625.00		28,625.00			28,625		28,625	121,375.00	-	-
RM - Motor Vehicles	50213060-01	200,000		200,000	87,848.00	62,420.00	19,960.00		170,228.00	87,848.00	62,420.00	19,960.00		170,228	29,772.00	-	-
RM - Agricultural, Fishery, & Forestry Equipment	50213050-04	100,000		100,000										0	100,000.00	-	-
Insurance Expenses	50215030-00	51,000		51,000			69,477.75		69,477.75			69,477.75		69,478	(18,477.75)	-	-
Other Maintenance and Operating Expenses	50299990 99	4,222,027	200,000	4,422,027	1,088,834.95	626,534.65	1,045,576.25		2,760,945.85	1,088,834.95	626,534.65	1,045,576.25		2,760,946	1,661,081.15	-	-
Financial Expenses														0			
Management Supervision/Trusteeship Fees																	
Interest Expenses																	
Interest Paid to Non Residents																	
Interest Paid to Residents other than General Government																	
Interest Paid to other General Government Units																	
<i>Continue down to the last object of expenditure...</i>																	
Capital Outlays																	
Property, Plant and Equipment Outlay																	
Buildings and Other Structures Outlay	50604040 00													0			
Buildings	50604040 01	1,600,000	150,000	1,750,000	872,642.32		874,039.67		1,746,681.99	872,642.32		874,039.67		1,746,682	3,318.01	-	-
School Buildings	50604040 02													0			
Hospitals and Health Centers	50604040 03													0			
Markets	50604040 04	375,000		375,000		372,903.50			372,903.50		372,903.50			372,904	2,096.50	-	-
Machinery and Equipment Outlay	50604050 00													0			
Machinery	50604050 01	2,290,000		2,290,000	119,250.00		940,000.00		1,059,250.00	119,250.00		940,000.00		1,059,250	1,230,750.00	-	-
Office Equipment	50604050 02	1,545,285		1,545,285	63,120.00	464,881.00	51,000.00		579,001.00	63,120.00	464,881.00	51,000.00		579,001	966,284.00	-	-
Information and Communication Technology Equip	50604050 03	733,000		733,000		162,790.00	335,773.00		498,563.00		162,790.00	335,773.00		498,563	234,437.00	-	-
Medical & Dental Instruments	50604050-11			0										0			
Library Bookshelves	50604070-01	50,000		50,000										0	50,000.00	-	-
Library Books	50604070-02	286,660		286,660			79,169.50		79,169.50			79,169.50		79,170	207,490.50	-	-
Athletic Equipments	50604050-13	100,000		100,000										0	100,000.00	-	-
Other Structures	50604040-99	530,000		530,000			31,762.50		31,762.50			31,762.50		31,763	498,237.50	-	-
														0			
														0			
GRAND TOTAL		28,892,620	4,770,000	33,662,620	4,772,825.87	6,517,496.15	9,238,045.85		20,528,367.87	4,772,826	6,517,496	9,238,046		20,528,368	13,134,252.13		

Certified Correct:

 GERTRUDES B. JAQUIAS
 Budget Officer
 Date: October 28, 2014

Certified Correct:

 LAARNI P. HIMAMPAS, CPA
 Chief Accountant
 Date: October 28, 2014

Recommending Approval:

 JOY C. CAPISTRANO, CPA, DPA
 Director, FMS
 Date: October 28, 2014

Approved By:

 JUARLITO V. GARCINES, PAE, Ph.D.
 Agency Head/Department Secretary
 Date: