

STATEMENT OF APPROVED BUDGET, UTILIZATIONS, DISBURSEMENTS AND BALANCES
As of the Quarter Ending December 31, 2014

Department : State Universities and Colleges
 Agency : Agusan del Sur State College of Agriculture and Technology
 Operating Unit :
 Organization Code (UACS) : 08-104-00-00000
 Funding Source Code (as clustered) : 2-06-441


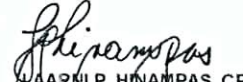


Particulars	UACS CODE	Approved Budget			Budget Utilization					Disbursements					BALANCES		
		Approved Budgeted Revenue	Adjustments (Additions, Reductions, Realignment)	Adjusted Budgeted Revenue	1st Quarter	2nd Quarter	3rd Quarter	4th Quarter	Total	1st Quarter	2nd Quarter	3rd Quarter	4th Quarter	Total	Unutilized Budget	Unpaid Utilizations (10-15) = (17+18)	
					Ending March 31	Ending June 30	Ending Sept. 30	Ending Dec. 31		Ending March 31	Ending June 30	Ending Sept. 30	Ending Dec. 31			Due and Demandable / Accounts Payable	Not Yet Demandable
1	2	3	4	5=[3+(-)4]	6	7	8	9	10=(6+7+8+9)	11	12	13	14	15=(11+12+13+14)	16=(5-10)	17	18
I. Agency Approved Budget																	
<i>General Administration and Support</i>																	
<i>General Administration and Supervision</i>																	
PAP																	
PS	50100000	425,000		425,000	51,250	51,250	61,750	251,250	415,500	51,250	51,250	61,750	251,250	415,500	9,500		
MOOE	50200000	9,930,960		9,930,960	1,578,506	1,744,538	1,796,655	2,254,462	7,374,161	1,578,506	1,744,538	1,796,655	2,254,462	7,374,161	2,556,799		
Fin Exp.(if applicable)				0													
CO	50600000	5,315,285	150,000	5,465,285	1,004,612	464,881	1,845,802		3,315,295	1,004,612	464,881	1,845,802		3,315,295	2,149,990		
<i>Support to Operations</i>																	
PAP				0													
PS	50100000			0													
MOOE	50200000	2,079,000		2,079,000	428,783	402,597	457,918	631,855	1,921,153	428,783	402,597	457,918	631,855	1,921,153	157,847		
Fin Exp.(if applicable)				0					0								
CO	50600000	838,000		838,000				301,287.91	301,288				301,287.91	301,288	536,712		
<i>Operations</i>																	
<i>MFO 1 - Higher Education Services</i>																	
PAP				0													
PS	50100000	3,430,285	4,000,000	7,430,285	878,178	1,099,246	2,828,666	2,624,194	7,430,284	878,178	1,099,246	2,828,666	2,624,194	7,430,284	0.86		
MOOE	50200000	4,083,330	1,565,000	5,648,330	740,237	1,977,078	1,909,864	953,654	5,580,833	740,237	1,977,078	1,909,864	953,654	5,580,833	67,497		
Fin Exp.(if applicable)				0													
CO	50600000	670,000		670,000	50,400	162,790	76,160		289,350	50,400	162,790	76,160		289,350	380,650		
<i>MFO 2 - Research Services</i>																	
PAP				0													
PS	50100000	200,000		200,000		37,375	16,471	105,440	159,286		37,375	16,471	105,440	159,286	40,714		
MOOE	50200000	660,380		660,380	40,860	440,690	133,083	44,776	659,410	40,860	440,690	133,083	44,776	659,410	970		
Fin Exp.(if applicable)				0													
CO	50600000	200,000		200,000											200,000		

STATEMENT OF APPROVED BUDGET, UTILIZATIONS, DISBURSEMENTS AND BALANCES

As of the Quarter Ending December 31, 2014

Department : State Universities and Colleges
 Agency : Agusan del Sur State College of Agriculture and Technology
 Operating Unit :
 Organization Code (UACS) : 08-104-00-00000
 Funding Source Code (as clustered) : 2-06-441

Particulars	UACS CODE	Approved Budget			Budget Utilization					Disbursements					BALANCES		
		Approved Budgeted Revenue	Adjustments (Additions, Reductions, Realignments)	Adjusted Budgeted Revenue	1st Quarter Ending March 31	2nd Quarter Ending June 30	3rd Quarter Ending Sept. 30	4th Quarter Ending Dec. 31	Total	1st Quarter Ending March 31	2nd Quarter Ending June 30	3rd Quarter Ending Sept. 30	4th Quarter Ending Dec. 31	Total	Unutilized Budget	Unpaid Utilizations (10-15) = (17+18)	
1	2	3	4	5=[3+(-)4]	6	7	8	9	10=(6+7+8+9)	11	12	13	14	15=(11+12+13+14)	16=(5-10)	17	18
MFO 3 - Advisory Extension Services				0													
PAP				0													
PS	50100000	200,000		200,000											200,000		
MOOE	50200000	660,380		660,380		137,050	111,677	342,425	591,152		137,050	111,677	342,425	591,152	69,228		
Fin Exp.(if applicable)				0													
CO	50600000	200,000		200,000											200,000		
GRAND TOTAL		28,892,620	5,715,000	34,607,620	4,772,826	6,517,496	9,238,046	7,509,344	28,037,712	4,772,826	6,517,496	9,238,046	7,509,344	28,037,712	6,569,908		
PS		4,255,285	4,000,000	8,255,285	929,428	1,187,871	2,906,887	2,980,884	8,005,070	929,428	1,187,871	2,906,887	2,980,884	8,005,070	250,215		
MOOE		17,414,050	1,565,000	18,979,050	2,788,386	4,701,954	4,409,197	4,227,172	16,126,709	2,788,386	4,701,954	4,409,197	4,227,172	16,126,709	2,852,341		
Fin Exp.(if applicable)																	
CO		7,223,285	150,000.00	7,373,285	1,055,012	627,671	1,921,962	301,288	3,905,933	1,055,012	627,671	1,921,962	301,288	3,905,933	3,467,352		
		28,892,620	5,715,000	34,607,620	4,772,826	6,517,496	9,238,046	7,509,344	28,037,712	4,772,826	6,517,496	9,238,046	7,509,344	28,037,712	6,569,908		
Recapitulation by MFO:																	
GASS		15,671,245	150,000.00	15,821,245	2,634,368	2,260,669	3,704,207	2,505,712	11,104,957	2,634,368	2,260,669	3,704,207	2,505,712	11,104,957	4,716,288		
STO		2,917,000	-	2,917,000	428,783	402,597	457,918	933,143	2,222,441	428,783	402,597	457,918	933,143	2,222,441	694,559		
MFO 1		8,183,615	5,565,000	13,748,615	1,668,815	3,239,115	4,814,690	3,577,848	13,300,467	1,668,815	3,239,115	4,814,690	3,577,848	13,300,467	448,148		
MFO 2		1,060,380	-	1,060,380	40,860	478,065	149,554	150,216	818,696	40,860	478,065	149,554	150,216	818,696	241,684		
MFO 3		1,060,380	-	1,060,380	-	137,050	111,677	342,425	591,152	-	137,050	111,677	342,425	591,152	469,228		
TOTAL MFOs		28,892,620	5,715,000	34,607,620	4,772,826	6,517,496	9,238,046	7,509,344	28,037,712	4,772,826	6,517,496	9,238,046	7,509,344	28,037,712	6,569,908		

<p>Certified Correct:</p>  <p>GERTRUDES BLAQUIAS Budget Officer Date: January 28, 2015</p>	<p>Certified Correct:</p>  <p>MAARNI P. HINAMPAS, CPA Chief Accountant Date: January 28, 2015</p>	<p>Recommending Approval:</p>  <p>JOY C. CAPISTRANO, CPA, DPA Director, FMS Date: January 28, 2015</p>	<p>Approved By:</p>  <p>JUARLITO V. GARCINES, PAE, Ph.D. Agency Head/Department Secretary Date: January 28, 2015</p>
---	--	---	---

STATEMENT OF APPROVED BUDGET, UTILIZATIONS, DISBURSEMENTS AND BALANCES
As of the Quarter Ending September 30, 2014

Department : State Universities and Colleges
 Agency : Agusan del Sur State College of Agriculture and Technology
 Operating Unit :
 Organization Code (UACS) : 8
 Funding Source Code (as clustered) : 101

Particulars	UACS CODE	Approved Budget			Budget Utilization					Disbursements					BALANCES		
		Approved Budgeted Revenue	Adjustments (Additions, Reductions, Realignment)	Adjusted Budgeted Revenue	1st Quarter	2nd Quarter	3rd Quarter	4th Quarter	Total	1st Quarter	2nd Quarter	3rd Quarter	4th Quarter	Total	Unutilized Budget	Unpaid Utilizations	
					Ending March 31	Ending June 30	Ending Sept. 30	Ending Dec. 31		Ending March 31	Ending June 30	Ending Sept. 30	Ending Dec. 31			Due and Demandable / Accounts Payable	Not Yet Demandable
1	2	3	4	5=[3+(-)4]	6	7	8	9	10=(6+7+8+9)	11	12	13	14	15=(11+12+13+14)	16=(5-10)	17	18
I. Agency Approved Budget																	
<i>General Administration and Support</i>																	
<i>General Administration and Supervision</i>																	
<i>PAP</i>																	
PS	50100000	425,000		425,000	51,250	51,250	61,750		164,250	51,250	51,250	61,750		164,250	260,750		
MOOE	50200000	9,930,960		9,930,960	1,578,506	1,744,538	1,796,655		5,119,699	1,578,506	1,744,538	1,796,655		5,119,699	4,811,261		
Fin Exp.(if applicable)																	
CO	50600000	5,315,285	150,000	5,315,285	1,004,612	464,881	1,845,802		3,315,295	1,004,612	464,881	1,845,802		3,315,295	1,999,990		
<i>Support to Operations</i>																	
<i>PAP</i>																	
PS	50100000																
MOOE	50200000	2,079,000		2,079,000	428,783	402,597	457,918		1,289,298	428,783	402,597	457,918		1,289,298	789,702		
Fin Exp.(if applicable)																	
CO	50600000	838,000		838,000											838,000		
<i>Operations</i>																	
<i>MFO 1 - Higher Education Services</i>																	
<i>PAP</i>																	
PS	50100000	3,430,285	3,500,000	6,930,285	878,178	1,099,246	2,828,666		4,806,090	878,178	1,099,246	2,828,666		4,806,090	2,124,195		
MOOE	50200000	4,083,330	1,120,000	5,203,330	740,237	1,977,078	1,909,864		4,627,179	740,237	1,977,078	1,909,864		4,627,179	576,151		
Fin Exp.(if applicable)																	
CO	50600000	670,000		670,000	50,400	162,790	76,160		289,350	50,400	162,790	76,160		289,350	380,650		
<i>MFO 2 - Research Services</i>																	
<i>PAP</i>																	
PS	50100000	200,000		200,000		37,375	16,471		53,846		37,375	16,471		53,846	146,154		
MOOE	50200000	660,380		660,380	40,860	440,690	133,083		614,633	40,860	440,690	133,083		614,633	45,747		
Fin Exp.(if applicable)																	
CO	50600000	200,000		200,000											200,000		

STATEMENT OF APPROVED BUDGET, UTILIZATIONS, DISBURSEMENTS AND BALANCES
As of the Quarter Ending September 30, 2014

Department : State Universities and Colleges
 Agency : Agusan del Sur State College of Agriculture and Technology
 Operating Unit :
 Organization Code (UACS) : 8
 Funding Source Code (as clustered) : 101

Particulars	UACS CODE	Approved Budget			Budget Utilization					Disbursements				BALANCES			
		Approved Budgeted Revenue	Adjustments (Additions, Reductions, Realignment)	Adjusted Budgeted Revenue	1st Quarter	2nd Quarter	3rd Quarter	4th Quarter	Total	1st Quarter	2nd Quarter	3rd Quarter	4th Quarter	Total	Unutilized Budget	Unpaid Utilizations	
					Ending March 31	Ending June 30	Ending Sept. 30	Ending Dec. 31		Ending March 31	Ending June 30	Ending Sept. 30	Ending Dec. 31			Due and Demandable / Accounts Payable	Not Yet Demandable
1	2	3	4	5=[3+(-)4]	6	7	8	9	10=(6+7+8+9)	11	12	13	14	15=(11+12+13+14)	16=(5-10)	17	18
MFO 3 - Advisory Extension Services																	
PAP																	
PS	50100000	200,000		200,000											200,000		
MOOE	50200000	660,380		660,380		137,050	111,677		248,728		137,050	111,677		248,728	411,653		
Fin Exp.(if applicable)																	
CO	50600000	200,000		200,000											200,000		
GRAND TOTAL		28,892,620	4,770,000	33,512,620	4,772,826	6,517,496	9,238,046		20,528,368	4,772,826	6,517,496	9,238,046		20,528,368	12,984,252		
PS		4,255,285	3,500,000	7,755,285	929,428	1,187,871	2,906,887		5,024,186	929,428	1,187,871	2,906,887		5,024,186	2,731,099		
MOOE		17,414,050	1,120,000	18,534,050	2,788,386	4,701,954	4,409,197		11,899,537	2,788,386	4,701,954	4,409,197		11,899,537	6,634,514		
Fin Exp.(if applicable)																	
CO		7,223,285	150,000.00	7,223,285	1,055,012	627,671	1,921,962		3,604,645	1,055,012	627,671	1,921,962		3,604,645	3,618,640		
Recapitulation by MFO:		28,892,620	4,770,000	33,512,620	4,772,826	6,517,496	9,238,046		20,528,368	4,772,826	6,517,496	9,238,046		20,528,368	12,984,252		
GASS		15,671,245	150,000.00	15,671,245	2,634,368	2,260,669	3,704,207	-	8,599,244	2,634,368	2,260,669	3,704,207	-	8,599,244	7,072,001		
STO		2,917,000	-	2,917,000	428,783	402,597	457,918	-	1,289,298	428,783	402,597	457,918	-	1,289,298	1,627,702		
MFO 1		8,183,615	4,620,000	12,803,615	1,668,815	3,239,115	4,814,690		9,722,619	1,668,815	3,239,115	4,814,690		9,722,619	3,080,996		
MFO 2		1,060,380	-	1,060,380	40,860	478,065	149,554		668,479	40,860	478,065	149,554		668,479	391,901		
MFO 3		1,060,380	-	1,060,380	-	137,050	111,677		248,728	-	137,050	111,677		248,728	811,653		
TOTAL MFOs		28,892,620	4,770,000	33,512,620	4,772,826	6,517,496	9,238,046		20,528,368	4,772,826	6,517,496	9,238,046		20,528,368	12,984,252		

Certified Correct:  GERTRUDES B. JAQUIAS Budget Officer Date: October 28, 2014	Certified Correct:  LARNI P. HIMAMPAS, CPA Chief Accountant Date: October 28, 2014	Recommending Approval:  JOY C. CAPISTRANO, CPA, DPA Director, FMS Date: October 28, 2014	Approved By:  JUARLITO V. GARCINES, PAE, Ph.D. Agency Head/Department Secretary Date: October 28, 2014
---	---	---	---