

LIST OF ALLOTMENTS AND SUB-ALLOTMENTS
As of the Quarter Ending December 31, 2016


Department: State Universities and Colleges (SUCs)
Agency: Agusan del Sur State College of Agriculture and Technology
Operating Unit: N/A
Organization Code (UACS): 08104000000
Fund Cluster: 01 - Regular Agency Fund

Authorization: 01 - Current Year Appropriations

No.	Allotments / Sub-Allotments			Funding Source		Allotments					Sub-Allotment to Regions/Operating Units					Total Allotments / Net of Sub-allotments				
	Number	Date	Description	UACS Code	PS	MOOE	CO	FINEX	Total	PS	MOOE	CO	FINEX	Total	PS	MOOE	CO	FINEX	Total	
	2	3	4	5	6	7	8	9	10=(6+7+8+9)	11	12	13	14	15=(11+12+13+14)	16	17	18	19	20=(16+17+18+19)	
A. Allotments Received From DBM																				
1	Agency Specific Budget	2016-01-02	Specific Budgets of National Government Agencies	01101101	30,466,000.00	49,221,000.00	39,659,000.00		119,346,000.00						30,466,000.00	49,221,000.00	39,659,000.00		119,346,000.00	
2	RLIP	2016-01-02	Retirement and Life Insurance Premiums	01104102	2,588,000.00				2,588,000.00						2,588,000.00				2,588,000.00	
3	SARO-ROXIII-16-0001696	2016-03-03	Miscellaneous Personnel Benefits Fund	01101406	1,528,000.00				1,528,000.00						1,528,000.00				1,528,000.00	
4	SARO-ROXIII-16-0001697	2016-03-03	Retirement and Life Insurance Premiums	01104102	182,000.00				182,000.00						182,000.00				182,000.00	
5	SARO-ROXIII-16-0008489	2016-03-31	Performance Based Bonus	01101406	813,100.00				813,100.00						813,100.00				813,100.00	
6	SARO-ROXIII-16-0012669	2016-05-05	Mid Year Bonus	01101406	2,140,360.00				2,140,360.00						2,140,360.00				2,140,360.00	
7	SARO-ROXIII-16-0024696	2016-08-25	Monetization of Leave Credits	01101407	1,797,371.00				1,797,371.00						1,797,371.00				1,797,371.00	
8	SARO-ROXIII-16-0031693	2016-11-16	Miscellaneous Personnel Benefits Fund	01101406	44,186.00				44,186.00						44,186.00				44,186.00	
9	SARO-ROXIII-16-0037229	2016-12-22	Miscellaneous Personnel Benefits Fund	01101406	1,030,879.00				1,030,879.00						1,030,879.00				1,030,879.00	
Sub-total					40,589,896.00	49,221,000.00	39,659,000.00		129,469,896.00						40,589,896.00	49,221,000.00	39,659,000.00		129,469,896.00	
B. Sub-allotments received from Central Office/Regional Office																				
Total Allotments					40,589,896.00	49,221,000.00	39,659,000.00		129,469,896.00						40,589,896.00	49,221,000.00	39,659,000.00		129,469,896.00	
Summary by Funding Source Code:																				
			Miscellaneous Personnel Benefits Fund	01101406	5,556,525.00				5,556,525.00						5,556,525.00				5,556,525.00	
			Specific Budgets of National Government Agencies	01101101	30,466,000.00	49,221,000.00	39,659,000.00		119,346,000.00						30,466,000.00	49,221,000.00	39,659,000.00		119,346,000.00	
			Pension and Gratuity Fund Retirement	01101407	1,797,371.00				1,797,371.00						1,797,371.00				1,797,371.00	

No.	Allotments / Sub-Allotments		Funding Source		Allotments					Sub-Allotment to Regions/Operating Units					Total Allotments / Net of Sub-allotments					
	Number	Date	Description	UACS Code	PS	MOOE	CO	FINEX	Total	PS	MOOE	CO	FINEX	Total	PS	MOOE	CO	FINEX	Total	
									10=(6+7+8+9)	11	12	13	14	15=(11+12+13+14)	16	17	18	19	20=(16+17+18+19)	
1	2	3	4	5	6	7	8	9	2,770,000.00						2,770,000.00					2,770.00
			and Life Insurance Premiums	01104102	2,770,000.00															

Certified Correct:


ELINOR M. AMARANTE

Budget Officer

Date: January 27, 2017

This report was generated using the Unified Reporting System


**List of Allotments and Sub-Allotments
As of the Quarter Ending September 30, 2016**

Department : State Universities and Colleges
 Agency : Agusan del Sur State College of Agriculture and Technology
 Operating Unit :
 Organization Code (UACS) : 08 104 00 00000
 Funding Source Code (as clustered) : 01 1 01 101


FY 2016	Current Year Appropriations
	Continuing Appropriations
	Supplemental Appropriations

No.	Allotments / Sub-Allotments		Funding Source		Allotments / Sub-Allotments received from COs / ROs				Sub-Allotment to Regions/Operating Units				Total Allotments / Net of Sub-allotments			
	Number	Date	Description	UACS Code	PS	MOOE	CO	Total	PS	MOOE	CO	Total	PS	MOOE	CO	Total
	2	3	4	5	6	7	8	9=(6+7+8)	10	11	12	13=(10+11+12)	14 = (6+10)	15 = (7+11)	16 = (8 + 12)	17=(14+15+16)
A. Allotments received from DBM																
	Annex A and A.1 of NBC No. 5		Agency Specific Budget													
1	Agency Specific Budget	Jan. 2, 2016	GAA	01 1 01 101	30,466,000	49,221,000	39,659,000	119,346,000					30,466,000	49,221,000	39,659,000	119,346,000
2	RLIP	Jan. 2, 2016	Automatic Appropriations	01 1 04 102	2,588,000			2,588,000					2,588,000	-	-	2,588,000
	Total Allotments				<u>33,054,000</u>	<u>49,221,000</u>	<u>39,659,000</u>	<u>121,934,000</u>					<u>33,054,000</u>	<u>49,221,000</u>	<u>39,659,000</u>	<u>121,934,000</u>
	SARO ROXIII-16-0001696	Mar. 3, 2016	tranche compensation adjustment	01 1 01 406	1,528,000			1,528,000					1,528,000	-	-	1,528,000
	SARO ROXIII-16-0001697	Mar. 3, 2016	RLIP (1st tranche compensation	01 1 04 102	182,000			182,000					182,000	-	-	182,000
	SARO ROXIII-16-0008489	Mar. 31, 2016	Performance Based Bonus	01 1 01 406	813,100			813,100					813,100	-	-	813,100
	SARO ROXIII-16-0012669	May 5, 2016	Mid Year Bonus	01 1 01 406	2,140,360			2,140,360					2,140,360	-	-	2,140,360
	SARO ROXIII-16-0024696	Aug. 25, 2016	Monetization of Leave Credits	01 1 01 407	1,797,371			1,797,371					1,797,371	-	-	1,797,371
	Sub-total				<u>6,460,831</u>	<u>-</u>	<u>-</u>	<u>6,460,831</u>					<u>6,460,831</u>	<u>-</u>	<u>-</u>	<u>6,460,831</u>
	Total Allotments				<u>39,514,831</u>	<u>49,221,000</u>	<u>39,659,000</u>	<u>128,394,831</u>					<u>39,514,831</u>	<u>49,221,000</u>	<u>39,659,000</u>	<u>128,394,831</u>
Summary by Funding Source Code:																
			Agency Specific Budget	01 101 101	30,466,000	49,221,000	39,659,000	119,346,000					30,466,000	49,221,000	39,659,000	119,346,000
			RLIP	01 104 102	2,588,000			2,588,000					2,588,000	-	-	2,588,000
			MPBF	01 101 406	4,481,460			4,481,460					4,481,460	-	-	4,481,460
			RLIP	01 104 102	182,000			182,000					182,000	-	-	182,000
			PGF	01 1 01 407	1,797,371			1,797,371					1,797,371	-	-	1,797,371
	Total Allotments				<u>39,514,831</u>	<u>49,221,000</u>	<u>39,659,000</u>	<u>128,394,831</u>					<u>39,514,831</u>	<u>49,221,000</u>	<u>39,659,000</u>	<u>128,394,831</u>

Certified Correct:


ELINOR M. AMARANTE
 OIC, Budget Office
 Date: 10/20/16

Noted:



JUARLITO V. GARCINES, Ph.D.
 SUC President II
 Date: 10/20/16


**List of Allotments and Sub-Allotments
As of the Quarter Ending June 30, 2016**

Department : State Universities and Colleges
 Agency : Agusan del Sur State College of Agriculture and Technology
 Operating Unit :
 Organization Code (UACS) : 08 104 00 00000
 Funding Source Code (as clustered) : 01 1 01 101

FY 2016	Current Year Appropriations
	Continuing Appropriations
	Supplemental Appropriations

No.	Allotments / Sub-Allotments		Funding Source		Allotments / Sub-Allotments received from COs / ROs				Sub-Allotment to Regions/Operating Units				Total Allotments / Net of Sub-allotments			
	Number	Date	Description	UACS Code	PS	MOOE	CO	Total	PS	MOOE	CO	Total	PS	MOOE	CO	Total
	2	3	4	5	6	7	8	9=(6+7+8)	10	11	12	13=(10+11+12)	14=(6+10)	15=(7+11)	16=(8+12)	17=(14+15+16)
A. Allotments received from DBM																
	Annex A and A.1 Of NBC No. 5		Agency Specific Budget													
1	Agency Specific Budget	Jan. 2, 2016	GAA	01 1 01 101	30,466,000	49,221,000	39,659,000	119,346,000					30,466,000	49,221,000	39,659,000	119,346,000
2	RLIP	Jan. 2, 2016	Automatic Appropriations	01 1 04 102	2,588,000			2,588,000					2,588,000	-	-	2,588,000
	Total Allotments				33,054,000	49,221,000	39,659,000	121,934,000					33,054,000	49,221,000	39,659,000	121,934,000
	SARO	ROXIII-16-0001696	Mar. 3, 2016	tranche compensation adjustment	01 1 01 406	1,528,000		1,528,000					1,528,000	-	-	1,528,000
	SARO	ROXIII-16-0001697	Mar. 3, 2016	RLIP (1st tranche compensati	01 1 04 102	182,000		182,000					182,000	-	-	182,000
	SARO	ROXIII-16-0008489	Mar. 31, 2016	Performance Based Bonus	01 1 01 101	813,100		813,100					813,100			813,100
	SARO	ROXIII-16-0012669	May 5, 2016	Mid Year Bonus	01 1 01 101	2,140,360		2,140,360					2,140,360			2,140,360
	Sub-total				4,663,460			4,663,460					4,663,460	-	-	4,663,460
	Total Allotments				37,717,460	49,221,000	39,659,000	126,597,460					37,717,460	49,221,000	39,659,000	126,597,460
Summary by Funding Source Code:																
			Agency Specific Budget	01 101 101	30,466,000	49,221,000	39,659,000	119,346,000					30,466,000	49,221,000	39,659,000	119,346,000
			RLIP	01 104 102	2,588,000			2,588,000					2,588,000	-	-	2,588,000
			MPBF	01 101 406	4,481,460			4,481,460					4,481,460	-	-	4,481,460
			RLIP	01 104 102	182,000			182,000					182,000	-	-	182,000
	Total Allotments				37,717,460	49,221,000	39,659,000	126,597,460					37,717,460	49,221,000	39,659,000	126,597,460

Certified Correct:

GERTRUDES B. JAQUIAS
 Administrative Officer V
 Date: 07/19/16

Noted:

JUARLITO V. GARCINES, Ph.D.
 SUC President II
 Date: 07/19/16

List of Allotments and Sub-Allotments
As of the quarter ending March 31, 2016

Department : State Universities and Colleges
 Agency : Agusan del Sur State College of Agriculture and Technology
 Operating Unit :
 Organization Code (UACS) : 08 104 00 00000
 Funding Source Code (as clustered) : 101 101

FY 2016 Current Year Appropriations
 Continuing Appropriations
 Supplemental Appropriations

No.	Allotments / Sub-Allotments		Funding Source		Allotments / Sub-Allotments received from COs / ROs				Sub-Allotment to Regions/Operating Units				Total Allotments / Net of Sub-allotments			
	Number	Date	Description	UACS Code	PS	MOOE	CO	Total	PS	MOOE	CO	Total	PS	MOOE	CO	Total
1	2	3	4	5	6	7	8	9=(6+7+8)	10	11	12	13=(10+11+12)	14 = (6+10)	15 = (7+11)	16 = (8 + 12)	17=(14+15+16)
A. Allotments received from DBM																
	Comprehensive Release per Annex A and A.1 of NBC No. 5		Agency Specific Budget													
1	Agency Specific Budget	January 2, 2015	GAA	1 01 101	30,466,000	49,221,000	39,659,000	119,346,000					30,466,000	49,221,000	39,659,000	119,346,000
2	RLIP	January 2, 2015	natic Appropri	1 04 102	2,588,000			2,588,000					2,588,000	-	-	2,588,000
	Total Allotments				<u>33,054,000</u>	<u>49,221,000</u>	<u>39,659,000</u>	<u>121,934,000</u>					<u>33,054,000</u>	<u>49,221,000</u>	<u>39,659,000</u>	<u>121,934,000</u>
	SARO	ROXIII-16-0001696	tranche compensation adjustment	01 101 406	1,528,000			1,528,000					1,528,000	-	-	1,528,000
	SARO	ROXIII-15-0006954	RLIP (1st tranche compensation)	01 104 102	182,000			182,000					182,000	-	-	182,000
	Sub-total				<u>1,710,000</u>			<u>1,710,000</u>					<u>1,710,000</u>	<u>-</u>	<u>-</u>	<u>1,710,000</u>
	Total Allotments				<u>34,764,000</u>	<u>49,221,000</u>	<u>39,659,000</u>	<u>123,644,000</u>					<u>34,764,000</u>	<u>49,221,000</u>	<u>39,659,000</u>	<u>123,644,000</u>
	Summary by Funding Source Code:															
			Agency Specific Budget	1 01 101	30,466,000	49,221,000	39,659,000	119,346,000					30,466,000	49,221,000	39,659,000	119,346,000
			RLIP	1 04 102	2,588,000			2,588,000					2,588,000	-	-	2,588,000
			MPBF	01 101 406	1,528,000			1,528,000					1,528,000	-	-	1,528,000
			RLIP	01 104 102	182,000			182,000					182,000	-	-	182,000
			Total Allotments		<u>34,764,000</u>	<u>49,221,000</u>	<u>39,659,000</u>	<u>123,644,000</u>					<u>34,764,000</u>	<u>49,221,000</u>	<u>39,659,000</u>	<u>123,644,000</u>

Certified Correct:

Noted by:


 GERTRUDES B. JAQUIAS
 Administrative Officer V


 JUARLITO V. GARCINES, Ph.D.
 SUC President II