

SUMMARY OF APPROPRIATIONS, ALLOTMENTS, OBLIGATIONS, DISBURSEMENTS AND BALANCES BY OBJECT OF EXPENDITURES

As of the Quarter Ending December 31, 2014


FAR No. 1-A


Department: State Universities and Colleges
 Agency: Agusan del Sur State College of Agriculture and Technology
 Operating Unit:
 Organization Code (UACS): 08 104 00 00000
 Funding Source Code (as clustered): 101 101
 (e.g. Old Fund Code: 101,102, 151)

FY 2014	Current Year Appropriations
	Supplemental Appropriations
*	Continuing Appropriations

Particulars	UACS CODE	Appropriations			Allotments			Current Year Obligations					Current Year Disbursements					Balances					
		Authorized Appropriation	Adjustments (Transfer To)/From, Realignment	Adjusted Appropriations	Allotments Received	Adjustments (Additional allotments)	Transfer To	Transfer From	Adjust Total Allotments	1st Quarter Ending March 31	2nd Quarter Ending June 30	3rd Quarter Ending Sept. 30	4th Quarter Ending Dec. 31	Total	1st Quarter Ending March 31	2nd Quarter Ending June 30	3rd Quarter Ending Sept. 30	4th Quarter Ending Dec. 31	Total	Unreleased Appropriations	Unobligated Allotment	Unpaid Obligations (15-20) = (23+24)	
1	2	3	4	5=(3+4)	6	7	8	9	10=[(6+(-)7)+9]	11	12	13	14	15=(11+12+13+14)	16	17	18	19	20=(16+17+18+19)	21=(5-10)	22=(10-15)	23	24
SUMMARY																							
A. AGENCY SPECIFIC BUDGET																							
Personnel Services	50100000 00																						
Salaries and Wages	50101000 00																						
Salaries and Wages - Regular	50101010 00	19,917,000		19,917,000	19,917,000				19,917,000	5,380,627.77	5,250,262.12	5,223,934.96	4,004,379.24	19,859,204	5,347,019.09	5,254,801.95	5,223,934.96	4,033,448.09	19,859,204	-	57,795.91	-	
Basic Salary - Civilian	50101010 01								-														
Basic Pay - Military/Uniformed Personnel	50101010 02								-														
Salaries and Wages - Contractual	50101020 00	221,000		221,000	221,000				221,000	67,845.76	68,904.95	69,965.94	24,382.07	231,099	58,675.99	70,487.97	69,965.94	31,968.82	231,099	-	(10,098.72)	-	
Other Compensation	50102000 00								-														
Personnel Economic Relief Allowance,(PERA)	50102010 01								-														
PERA - Civilian	50102010-01	1,776,000		1,776,000	1,776,000				1,776,000	449,590.91	442,000.00	444,909.00	438,658.78	1,775,159	449,590.91	442,000.00	444,909.00	438,658.78	1,775,159	-	841.31	-	
Transportation Allowance	50102030-01								-														
Representation Allowance	50102020 00	168,000		168,000	168,000				168,000	78,000.00	78,000.00	12,000.00	36,000.00	204,000	78,000.00	78,000.00	12,000.00	36,000.00	204,000	-	(36,000.00)	-	
Transportation Allowance	50102030 01	168,000		168,000	168,000				168,000	65,318.18	72,272.72	30,409.10	36,000.00	204,000	65,318.18	72,272.72	30,409.10	36,000.00	204,000	-	(36,000.00)	-	
Clothing/ Uniform Allowance	50102040 01	370,000		370,000	370,000				370,000	360,000.00	15,000.00	5,000.00		380,000	360,000.00	15,000.00	5,000.00		380,000	-	(10,000.00)	-	
Subsistence, Laundry and Quarters Allowance	50102050 03	26,000		26,000	26,000				26,000	5,544.32	3,354.55	7,128.40	5,521.03	21,548	5,544.32	3,354.55	7,128.40	5,521.03	21,548	-	4,451.70	-	
Productivity Incentive Allowance	50102080 01	148,000		148,000	148,000				148,000			148,000.00		148,000			148,000.00		148,000	-		-	
Honoraria	50102080 01	97,000		97,000	97,000				97,000			97,000.00		97,000			97,000.00		97,000	-		-	
Hazard Pay	50102110 05								-	3,600.00	2,400.00	4,800.00	3,600.00	14,400	3,600.00	2,400.00	4,800.00	3,600.00	14,400	-	(14,400.00)	-	
Longevity Pay (Step Increment)	50102120 01	50,000		50,000	50,000				50,000			10,045.45		- 10,045			10,045.45		10,045	-	39,954.55	-	
Cash Gift	50102150 01	370,000		370,000	370,000				370,000		187,500.00		180,625.00	368,125		187,500.00		180,625.00	368,125	-	1,875.00	-	
Year end Bonus	50102140 01	1,660,000		1,660,000	1,660,000				1,660,000		892,336.23		767,746.80	1,660,083		892,336.23		767,747	1,660,083	-	(83.03)	-	
Pag-ibig Contributions	50103020 01	88,000		88,000	88,000				88,000	22,500.00	29,600.00	21,900.00	19,800.00	93,800	22,500.00	29,600.00	21,900.00	19,800.00	93,800	-	(5,800.00)	-	
Philhealth Contributions	50103030 01	212,000		212,000	212,000				212,000	58,475.00	76,450.00	56,712.50	25,862.50	217,500	58,475.00	76,450.00	56,712.50	25,862.50	217,500	-	(5,500.00)	-	
ECC Contributions	50103040 01	88,000		88,000	88,000				88,000	15,087.97	14,788.94	22,083.41	23,077.00	75,037	15,087.97	14,788.94	22,083.41	23,077.00	75,037	-	12,962.68	-	
Maintenance & Other Operating Expenses	50200000 00																						
Traveling Expenses - Local	50201010 00	862,000		862,000	862,000				862,000	290,814	139,660	192,570	238,877.46	861,922	290,814	139,660	192,570	238,877.46	861,922	-	78.15	-	
Training Expenses	50202010 00	476,000		476,000	476,000				476,000	105,900	27,000	700	305,533.32	439,133	105,900	27,000	700	305,533.32	439,133	-	36,866.68	-	
Scholarship Grants/Expenses ESGPPA	50202020 00	36,724,000		36,724,000	36,724,000				36,724,000			14,612,000	22,111,999.61	36,724,000			14,612,000	10,321,512.86	24,933,513	-	0.39	-	11,790,486.75
Supplies and Materials Expenses	50203010 00	2,628,000		2,628,000	2,628,000				2,628,000	595,764	433,388	245,677	1,214,819.68	2,489,648.49	595,764	433,388	245,677	1,214,819.68	2,489,648	-	138,351.51	-	


Particulars	UACS CODE	Appropriations			Allotments				Current Year Obligations					Current Year Disbursements					Balances				
		Authorized Appropriation	Adjustments (Transfer To/From, Realignment)	Adjusted Appropriations	Allotments Received	Adjustments (Additional allotments)	Transfer To	Transfer From	Adjust Total Allotments	1st Quarter Ending March 31	2nd Quarter Ending June 30	3rd Quarter Ending Sept. 30	4th Quarter Ending Dec. 31	Total	1st Quarter Ending March 31	2nd Quarter Ending June 30	3rd Quarter Ending Sept. 30	4th Quarter Ending Dec. 31	Total	Unreleased Appropriations	Unobligated Allotment	Unpaid Obligations (15-20) = (23+24)	
																						Due and Demandable	Not Yet Due and Demandable
1	2	3	4	5=(3+4)	6	7	8	9	10=[(6+(-7)+8+9)]	11	12	13	14	15=(11+12+13+14)	16	17	18	19	20=(16+17+18+19)	21=(5-10)	22=(10-15)	23	24
Utility Expenses	50204010 00	350,000		350,000	350,000				350,000	125,791	103,479	116,262	2,250	347,782	125,791	103,479	116,262	2,250	347,782	-	2,218	-	-
Communication Expenses	50205020 00	132,000		132,000	132,000				132,000	20,530	1,690	515	98,905	121,640	20,530	1,690	515	98,905	121,640	-	10,360	-	-
Membership Dues and Contributions to Org.	50206010 01	140,000		140,000	140,000				140,000	7,500		40,000	95,966	143,466	7,500		40,000	95,966	143,466	-	(3,466)	-	-
Advertising Expenses/Promo	50299020 00	50,000		50,000	50,000				50,000	30,000			15,000	45,000	30,000			15,000	45,000	-	5,000	-	-
Printing and Binding Expenses	50299050 00	70,000		70,000	70,000				70,000	4,000			76,985	80,985	4,000			76,985	80,985	-	(10,985)	-	-
Rent Expenses	50299030 00	20,000		20,000	20,000				20,000		16,050			16,050		16,050		16,050	16,050	-	3,950	-	-
Representation Expenses	50299040 00	40,000		40,000	40,000				40,000	3,738				3,738	3,738			3,738	3,738	-	36,262	-	-
Transportation and Delivery Expenses	50299070 00	50,000		50,000	50,000				50,000			9,486	10,000	19,486			9,486	10,000	19,486	-	30,514	-	-
Subscription Expenses	50207010 00	40,000		40,000	40,000				40,000					40,000					40,000	-	40,000	-	-
Professional Services	50211010 00	1,350,000		1,350,000	1,350,000				1,350,000	316,744	337,960	695,296		1,350,000	309,996	340,167	695,296	4,540	1,350,000	-	-	-	-
Repair and Maintenance	50211990 00	350,000		350,000	350,000				350,000	60,921		47,592	289,623	398,136	60,921		47,592	289,623	398,136	-	(48,136)	-	-
Extraordinary & Misc. Expenses	50215010 00	110,000		110,000	110,000				110,000	27,497	27,501	27,501	27,501	110,000	27,497	27,501	27,501	110,000	110,000	-	-	-	-
Taxes, Insurance Premiums and Other Fees	50215010 01	130,000		130,000	130,000				130,000	30,313	327,760	668	12,276	371,016	30,313	327,760	668	12,276	371,016	-	(241,016)	-	-
B. AUTOMATIC APPROPRIATIONS	104102																						
Retirement and Life Insurance Premium	50103010 00	2,390,000		2,390,000	2,390,000				2,390,000	648,696	633,935	630,942	476,428	2,390,000	648,696	633,935	630,942	476,428	2,390,000	-	(0)	-	-
C. SPECIAL PURPOSE FUNDS																							
Specify allotment class/object of expenditures																							
MPEF -New Filled Positions	50101010 01		561,747	561,747		561,747			561,747				561,747	561,747				561,747	561,747	-	-	-	-
New Filled Positions - RLIP	50103010 00		53,561	53,561		53,561			53,561				53,561	53,561				53,561	53,561	-	-	-	-
MPEF-New Filled Positions	50101010 01		175,367	175,367		175,367			175,367				175,367	175,367				175,367	175,367	-	-	-	-
New Filled Positions - RLIP	50103010 00		15,581	15,581		15,581			15,581				15,581	15,581				15,581	15,581	-	-	-	-
Rehabilitation and Construction Program	50213040-02		3,188,961	3,188,961		3,188,961			3,188,961				3,188,961	3,188,961				1,833,448	1,833,448	-	-	-	1,355,513
MPEF (PBB)	50102990-14		640,000	640,000		640,000			640,000			640,000		640,000			640,000	640,000	640,000	-	-	-	-
Monetization of Leave Credits	50104000-00		3,064,865	3,064,865		3,064,865			3,064,865			3,064,865		3,064,865			3,064,865	3,064,865	3,064,865	-	-	-	-
TLB	50104030 01		552,017	552,017		552,017			552,017		134,046		417,971	552,017		134,046		417,971	552,017	-	-	-	-
MPEF (PEI)	50102990-12		365,000	365,000		365,000			365,000				365,000	365,000				365,000	365,000	-	-	-	-
Science Laboratory Building & Equipments	50604040-02		5,389,000	5,389,000		5,389,000			5,389,000					5,389,000				5,389,000	5,389,000	-	5,389,000	-	-
GRAND TOTAL		71,271,000	14,006,099	85,277,099	71,271,000	14,006,099			85,277,099	8,774,799	9,315,338	26,477,962	35,320,004	79,888,102	8,725,273	9,323,669	26,477,962	22,215,199	66,742,103	-	5,388,997	-	13,146,000

Certified Correct:

GERTRUDES B. JACUAS
 Budget Officer III
 Date: January 28, 2015

Certified Correct:

JHARNIP. HINAMPAS, CPA
 Accountant III
 Date: January 28, 2015

Recommending Approval:

JOY C. CAPISTRANO, DPA
 Vice President for Administration-Designate
 Chief Administrative Officer
 Date: January 28, 2015

Approved By:

JUARLITO V. GARCINES, Ph.D
 Agency Head/Department Secretary
 Date: January 28, 2015

SUMMARY OF APPROPRIATIONS, ALLOTMENTS, OBLIGATIONS, DISBURSEMENTS AND BALANCES BY OBJECT OF EXPENDITURES
As of the Quarter Ending September 30, 2014

FAR No. 1-A

Department : **State Universities and Colleges**
 Agency : **Agusan del Sur State College of Agriculture and Technology**
 Operating Unit :
 Organization Code (UACS) : **08**
 Funding Source Code (as clustered) : **101**
 (e.g. Old Fund Code: 101,102, 151)

FY 2014	Current Year Appropriations
	Supplemental Appropriations
	Continuing Appropriations

Particulars	UACS CODE	Appropriations			Allotments					Current Year Obligations				Current Year Disbursements				Balances					
		Authorized Appropriation	Adjustments (Transfer To)/From Realignment	Adjusted Appropriations	Allotments Received	Adjustments (Withdrawal, Realignment)	Transfer To	Transfer From	Adjust Total Allotments	1st Quarter Ending March 31	2nd Quarter Ending June 30	3rd Quarter Ending Sept. 30	4th Quarter Ending Dec. 31	Total	1st Quarter Ending March 31	2nd Quarter Ending June 30	3rd Quarter Ending Sept. 30	4th Quarter Ending Dec. 31	Total	Unreleased Appropriations	Unobligated Allotment	Unpaid Obligations (15-20) =	
1	2	3	4	5=(3+4)	6	7	8	9	10={6+(-)7-8+9}	11	12	13	14	15=(11+12+13+14)	16	17	18	19	20=(16+17+18+19)	21=(5-10)	22=(10-15)	23	24
SUMMARY																							
A. AGENCY SPECIFIC BUDGET																							
Personnel Services																							
Salaries and Wages																							
Salaries and Wages - Regular	50101010 00	19,917,000	441,767	20,358,767	19,917,000	441,767			20,358,767	5,380,627.77	5,250,262.12	5,223,934.96		15,854,824.85	5,347,019.09	5,254,801.95	5,223,934.96		15,825,756.00	-	4,503,942.15		
Basic Salary - Civilian	50101010 01																						
Basic Pay - Military/Uniformed Personnel	50101010 02																						
Salaries and Wages - Contractual	50101020 00	221,000		221,000	221,000				221,000	67,845.76	68,904.95	69,965.94		206,716.65	58,675.99	70,487.97	69,965.94		199,129.90	-	14,283.35		
Other Compensation																							
Personnel Economic Relief Allowance (PERA)	50102010 01																						
PERA - Civilian		1,776,000	48,000	1,824,000	1,776,000	48,000			1,824,000	449,590.91	442,000.00	444,909.00		1,336,499.91	449,590.91	442,000.00	444,909.00		1,336,499.91	-	487,500.09		
Transportation Allowance																							
Representation Allowance	50102020 00	168,000		168,000	168,000				168,000	78,000.00	78,000.00	12,000.00		168,000.00	78,000.00	78,000.00	12,000.00		168,000.00	-	-		
Transportation Allowance	50102030 01	168,000		168,000	168,000				168,000	65,318.18	72,272.72	30,409.10		168,000.00	65,318.18	72,272.72	30,409.10		168,000.00	-	-		
Clothing/ Uniform Allowance	50102040 01	370,000	10,000	380,000	370,000	10,000			380,000	360,000.00	15,000.00	5,000.00		380,000.00	360,000.00	15,000.00	5,000.00		380,000.00	-	-		
Subsistence, Laundry and Quarters Allowance	50102050 03	26,000		26,000	26,000				26,000	5,544.32	3,354.55	7,128.40		16,027.27	5,544.32	3,354.55	7,128.40		16,027.27		9,972.73		
Productivity Incentive Allowance	50102080 01	148,000	4,000	152,000	148,000	4,000			152,000			148,000.00		148,000.00			148,000.00		148,000.00	-	4,000.00		
Honoraria	50102080 01	97,000		97,000	97,000				97,000			97,000.00		97,000.00			97,000.00		97,000.00	-	-		
Hazard Pay	50102110 05									3,600.00	2,400.00	4,800.00		10,800.00	3,600.00	2,400.00	4,800.00		10,800.00		(10,800.00)		
Longevity Pay (Step Increment)		50,000		50,000	50,000				50,000			10,045.45		10,045.45			10,045.45		10,045.45		39,954.55		
Cash Gift	50102150 01	370,000	10,000	380,000	370,000	10,000			380,000		187,500.00			187,500.00		187,500.00			187,500.00	-	192,500.00		
Year end Bonus	50102140 01	1,660,000	39,880	1,699,880	1,660,000	39,880			1,699,880		892,336.23			892,336.23		892,336.23			892,336.23	-	807,543.77		
Personnel Benefit Contributions																							
Pag-ibig Contributions	50103020 01	88,000	1,200	89,200	88,000	1,200			89,200	22,500.00	29,600.00	21,900.00		74,000.00	22,500.00	29,600.00	21,900.00		74,000.00	-	15,200.00		
Philhealth Contributions	50103030 01	212,000	5,700	217,700	212,000	5,700			217,700	58,475.00	76,450.00	56,712.50		191,637.50	58,475.00	76,450.00	56,712.50		191,637.50	-	26,062.50		
ECC Contributions	50103040 01	88,000	1,200	89,200	88,000	1,200			89,200	15,087.97	14,788.94	22,083.41		51,960.32	15,087.97	14,788.94	22,083.41		51,960.32	-	37,239.68		

SUMMARY OF APPROPRIATIONS, ALLOTMENTS, OBLIGATIONS, DISBURSEMENTS AND BALANCES BY OBJECT OF EXPENDITURES
As of the Quarter Ending September 30, 2014

FAR No. 1-A

Department : State Universities and Colleges
 Agency : Agusan del Sur State College of Agriculture and Technology
 Operating Unit :
 Organization Code (UACS) : 08
 Funding Source Code (as clustered) : 101
 (e.g. Old Fund Code: 101,102, 151)

FY 2014	Current Year Appropriations
	Supplemental Appropriations
	Continuing Appropriations

Particulars	UACS CODE	Appropriations			Allotments					Current Year Obligations				Current Year Disbursements				Balances					
		Authorized Appropriation	Adjustments (Transfer To)/From Realignment	Adjusted Appropriations	Allotments Received	Adjustments (Withdrawal, Realignment)	Transfer To	Transfer From	Adjust Total Allotments	1st Quarter Ending March 31	2nd Quarter Ending June 30	3rd Quarter Ending Sept. 30	4th Quarter Ending Dec. 31	Total	1st Quarter Ending March 31	2nd Quarter Ending June 30	3rd Quarter Ending Sept. 30	4th Quarter Ending Dec. 31	Total	Unreleased Appropriations	Unobligated Allotment	Unpaid Obligations (15-20) = Due and Demandable and Demandable	
1	2	3	4	5=(3+4)	6	7	8	9	10=[(6+(-)7)-8+9]	11	12	13	14	15=(11+12+13+14)	16	17	18	19	20=(16+17+18+19)	21=(5-10)	22=(10-15)	23	24
Capital Outlays																							
Buildings and Other Structures Outlay	50604040 00																						
Buildings	50604040 01																						
School Buildings	50604040 02				3,188,961				3,188,961												3,188,961.00		
Rehabilitation and Construction Program																							
B. AUTOMATIC APPROPRIATIONS	50103 010 00	2,390,000	53,561	2,443,561	2,443,561	53,561			2,497,122	648,696.14	633,934.92	630,941.52		1,913,572.58	648,696.14	633,934.92	630,941.52		1,913,572.58		583,549.42		
Specify allotment class/object of expenditures																							
C. SPECIAL PURPOSE FUNDS																							
Specify allotment class/object of expenditures																							
PBB					640,000				640,000			640,000.00		640,000.00			640,000.00		640,000.00		-		
Monetization of Leave Credits					3,064,865				3,064,865			3,064,865.00		3,064,865.00			3,064,865.00		3,064,865.00		-		
T&E	50104030 01				134,046				134,046			134,046.00		134,046.00		134,046.00		134,046.00		134,046.00		-	
GRAND TOTAL		71,271,000	615,308	71,886,308	78,352,433	615,308			78,967,741	8,774,798.51	9,315,338.24	26,477,962.10		44,568,098.85	8,725,272.56	9,323,668.59	26,477,962.10		44,526,903.25		34,399,642.15		

Certified Correct:  GERTRUDES B. JAQUIAS Budget Officer Date: October 28, 2014	Certified Correct:  LARNI P. HINAMPAS, CPA Chief Accountant Date: October 28, 2014	Recommending Approval:  JOY C. CAPISTRANO, DPA Director, FMS Date: October 28, 2014	Approved By:  JUARLITO V. GARCINES, Ph.D Agency Head/Department Secretary Date: October 28, 2014
---	---	--	---