

MONTHLY REPORT OF DISBURSEMENTS
For the month of October 2019

Department: State Universities and Colleges (SUCA)
Agency/Entity: Agriplan del Sur State College of Agriculture and Technology
Operating Unit: < not applicable >
Organization Code: 08 104 0000000
Unit and Cluster: 01 Regular Agency Fund

Particulars	Current Year Budget					Prior Year's Accounts Payable										Current Year's Accounts Payable					Total Liabilities					Grand Total					Remarks
	PS	MODE	FinEx	CO	TOTAL	PS	MODE	FinEx	CO	Sub-Total	PS	MODE	FinEx	CO	Sub-Total	TOTAL	PS	MODE	CO	TOTAL	PS	MODE	FinEx	CO	TOTAL						
	1	2	3	4	5	6	7	8	9	10	11	12	13	14	15	16	17	18	19	20	21	22	23	24	25	26					
ASH DISBURSEMENTS	3,325,899.55	4,300,759.00	0.00	47,129.24	8,473,378.79	0.00	0.00	0.00	0.00	0.00	0.00	0.00	0.00	0.00	0.00	8,473,378.79	0.00	0.00	0.00	0.00	3,325,899.55	4,300,759.00	0.00	47,129.24	8,473,378.79						
Notice of Cash Allocation (NCA)	3,325,899.55	4,300,759.00	0.00	47,129.24	8,473,378.79	0.00	0.00	0.00	0.00	0.00	0.00	0.00	0.00	0.00	0.00	8,473,378.79	0.00	0.00	0.00	0.00	3,325,899.55	4,300,759.00	0.00	47,129.24	8,473,378.79						
NCS Checks Issued	604,068.49	2,147,831.47	0.00	27,888.82	2,819,868.87	0.00	0.00	0.00	0.00	0.00	0.00	0.00	0.00	0.00	0.00	2,819,868.87	0.00	0.00	0.00	0.00	604,068.49	2,147,831.47	0.00	27,888.82	2,819,868.87						
Notice to Debit Account	2,921,831.07	2,713,118.73	0.00	19,760.32	5,554,512.12	0.00	0.00	0.00	0.00	0.00	0.00	0.00	0.00	0.00	0.00	5,554,512.12	0.00	0.00	0.00	0.00	2,921,831.07	2,713,118.73	0.00	19,760.32	5,554,512.12						
Notice of Transfer Allocations (NTA)	0.00	0.00	0.00	0.00	0.00	0.00	0.00	0.00	0.00	0.00	0.00	0.00	0.00	0.00	0.00	0.00	0.00	0.00	0.00	0.00	0.00	0.00	0.00	0.00	0.00						
NCS Check Received	0.00	0.00	0.00	0.00	0.00	0.00	0.00	0.00	0.00	0.00	0.00	0.00	0.00	0.00	0.00	0.00	0.00	0.00	0.00	0.00	0.00	0.00	0.00	0.00	0.00						
Agency Debit Account	0.00	0.00	0.00	0.00	0.00	0.00	0.00	0.00	0.00	0.00	0.00	0.00	0.00	0.00	0.00	0.00	0.00	0.00	0.00	0.00	0.00	0.00	0.00	0.00	0.00						
Working Fund for FAAs	0.00	0.00	0.00	0.00	0.00	0.00	0.00	0.00	0.00	0.00	0.00	0.00	0.00	0.00	0.00	0.00	0.00	0.00	0.00	0.00	0.00	0.00	0.00	0.00	0.00						
Cash Disbursement Catalog (CDC)	0.00	0.00	0.00	0.00	0.00	0.00	0.00	0.00	0.00	0.00	0.00	0.00	0.00	0.00	0.00	0.00	0.00	0.00	0.00	0.00	0.00	0.00	0.00	0.00	0.00						
TOTAL CASH DISBURSEMENTS	3,325,899.55	4,300,759.00	0.00	47,129.24	8,473,378.79	0.00	0.00	0.00	0.00	0.00	0.00	0.00	0.00	0.00	0.00	8,473,378.79	0.00	0.00	0.00	0.00	3,325,899.55	4,300,759.00	0.00	47,129.24	8,473,378.79						
NON-CASH DISBURSEMENTS	393,876.30	67,759.36	0.00	0.00	431,428.16	0.00	0.00	0.00	0.00	0.00	0.00	0.00	0.00	0.00	0.00	431,428.16	0.00	0.00	0.00	0.00	393,876.30	67,759.36	0.00	0.00	431,428.16						
Tax Reimburse Advant Invest (TRA)	393,876.30	67,759.36	0.00	0.00	431,428.16	0.00	0.00	0.00	0.00	0.00	0.00	0.00	0.00	0.00	0.00	431,428.16	0.00	0.00	0.00	0.00	393,876.30	67,759.36	0.00	0.00	431,428.16						
Non-Cash Annuity Authority (NCAA)	0.00	0.00	0.00	0.00	0.00	0.00	0.00	0.00	0.00	0.00	0.00	0.00	0.00	0.00	0.00	0.00	0.00	0.00	0.00	0.00	0.00	0.00	0.00	0.00	0.00						
Disbursements effected through WPPH (deduction from debts/asset specific)	0.00	0.00	0.00	0.00	0.00	0.00	0.00	0.00	0.00	0.00	0.00	0.00	0.00	0.00	0.00	0.00	0.00	0.00	0.00	0.00	0.00	0.00	0.00	0.00	0.00						
Overpayment of expenses (e.g. personal benefits)	0.00	0.00	0.00	0.00	0.00	0.00	0.00	0.00	0.00	0.00	0.00	0.00	0.00	0.00	0.00	0.00	0.00	0.00	0.00	0.00	0.00	0.00	0.00	0.00	0.00						
Restitution for loss of government property	0.00	0.00	0.00	0.00	0.00	0.00	0.00	0.00	0.00	0.00	0.00	0.00	0.00	0.00	0.00	0.00	0.00	0.00	0.00	0.00	0.00	0.00	0.00	0.00	0.00						
Liquidated damages and similar claims	0.00	0.00	0.00	0.00	0.00	0.00	0.00	0.00	0.00	0.00	0.00	0.00	0.00	0.00	0.00	0.00	0.00	0.00	0.00	0.00	0.00	0.00	0.00	0.00	0.00						
Others (e.g. TEF, RTI, Data Storage, etc.)	0.00	0.00	0.00	0.00	0.00	0.00	0.00	0.00	0.00	0.00	0.00	0.00	0.00	0.00	0.00	0.00	0.00	0.00	0.00	0.00	0.00	0.00	0.00	0.00	0.00						
Balance Adjustment (e.g. unencashed checks)	0.00	0.00	0.00	0.00	0.00	0.00	0.00	0.00	0.00	0.00	0.00	0.00	0.00	0.00	0.00	0.00	0.00	0.00	0.00	0.00	0.00	0.00	0.00	0.00	0.00						
Notice of Disbursement Authorities as at date	0.00	0.00	0.00	0.00	0.00	0.00	0.00	0.00	0.00	0.00	0.00	0.00	0.00	0.00	0.00	0.00	0.00	0.00	0.00	0.00	0.00	0.00	0.00	0.00	0.00						
TOTAL NON-CASH DISBURSEMENTS	393,876.30	67,759.36	0.00	0.00	431,428.16	0.00	0.00	0.00	0.00	0.00	0.00	0.00	0.00	0.00	0.00	431,428.16	0.00	0.00	0.00	0.00	393,876.30	67,759.36	0.00	0.00	431,428.16						
RMD TOTAL	3,325,899.55	4,300,759.00	0.00	47,129.24	8,905,007.95	0.00	0.00	0.00	0.00	0.00	0.00	0.00	0.00	0.00	0.00	8,905,007.95	0.00	0.00	0.00	0.00	3,325,899.55	4,300,759.00	0.00	47,129.24	8,905,007.95						

SUMMARY

Particulars	Previous Report	This Month	As at Date
(1)	(2)	(3)	(4)
Net Disbursements Authorized Received	144,973,735.43	42,358,428.16	187,332,163.59
ICA	148,048,089.00	42,327,038.00	190,375,127.00
VFA	0.00	0.00	0.00
Working Fund	0.00	0.00	0.00
TRA	6,925,715.43	431,428.16	7,357,143.59
JGC	0.00	0.00	0.00
ICAA	0.00	0.00	0.00
Net Notice of Transfer of Allocations (NTA) issued	0.00	0.00	0.00
Net Disbursement Authorities Available	144,973,735.43	42,358,428.16	187,332,163.59
Net	0.00	0.00	0.00
Issued NCA	12,351,898.28	0.00	12,351,898.28
Reservations	156,911,547.21	5,000,007.95	161,911,555.16
Net Other Non-Cash Disbursements	0.00	0.00	0.00
Disbursements effected through WPPH (deduction from debts/asset specific)	0.00	0.00	0.00
Overpayment of expenses (e.g. personal benefits)	0.00	0.00	0.00
Restitution for loss of government property	0.00	0.00	0.00
Liquidated damages and similar claims	0.00	0.00	0.00
Others (e.g. TEF, RTI, Data Storage, etc.)	0.00	0.00	0.00
Balance Adjustment (e.g. unencashed checks)	0.00	0.00	0.00
Notice of Disbursement Authorities as at date	0.00	0.00	0.00
Net Disbursements Program	144,973,735.43	42,358,428.16	187,332,163.59
Net Total Disbursements	144,973,735.43	42,358,428.16	187,332,163.59
Net Under Spending	10,351,938.28	34,353,421.28	44,705,359.56

Note: ** The use of NCA is encouraged
Note: *** Annouces should tally with the grand total disbursement (column 27).

Certified Correct:

OLIVER BERLITO ARCENAL
Accountant
Date: 13-Nov-2019

Recommended for Approval:

CAPISTRANO JOY LABALAN
Director of Financial Management Service (FMS) or Equivalent
Date: 13-Nov-2019

Approved:

DELA ROSA
Director of the FMS
Date: 13-Nov-2019

MONTHLY REPORT OF DISBURSEMENTS
For the month of November 2019

Department: State Universities and Colleges (SUCs)
Agency/Entity: Agusan del Sur State College of Agriculture and Technology
Operating Unit: < not applicable >
Organization Code: 04 104 000000
Unit Cluster: 01 Regular Agency Fund

Main financial table with columns: Particulars, Current Year Budget, Prior Year's Budget, Current Year's Accounts Payable, SUB-TOTAL, True Liabilities, Grand Total. Includes rows for ASH DISBURSEMENTS, Notice of Cash Allocation (NCA), MIS Checks Issued, Advice to Debit Account, Notice of Transfer Allocation (NTA), MIS Checks Issued, Advice to Debit Account, Working Fund for FAAs, Cash Disbursement Ceiling (CDC), JTA CASH DISBURSEMENTS, INCASH DISBURSEMENTS, Fee Remittance Advice (FRA), Non-Cash Disbursement Authority (NCA), Disbursements Affected Through (DAF), Payment of Expenses, Liquidated Damages and Similar, Other (e.g., TEF, ITF, Disc Stamp, etc.), MIS: Adjustments (e.g. cancelled/voided checks), Items of Disbursement Authorities as at date, and Total Disbursements.

JANUARY

Summary table for JANUARY with columns: Particulars, Previous Report, This Month, As at Date. Rows include: All Disbursement Authorities Received, JCA, JTA, Working Fund, NCA, CDC, JCAA, Notice of Transfer of Allocations (NTA) issued, All Disbursement Authorities Available, Issued NCA, Disbursements, Less Other Non-Cash Disbursements, Disbursements affected through (DAF) (deductions from claims), Commission of expenses (e.g. personal benefits), Residual for loss of government property, Liquidated damages and similar claims, Others (e.g. TEF, ITF, Disc Stamp, etc.), MIS: Adjustments (e.g. cancelled/voided checks), Items of Disbursement Authorities as at date, Total Disbursements, and Net/Under spending.

Certified Correct: OLIVER BERLITO JARCELAL
Accountant
Date: 05-Dec-2019

Recommended Approved: CARLOS RIANO JOY CAMALIDA
Director of Financial Management Service (FMS) or Equivalent
Date: 05-Dec-2019

Approved By: DEILA PEÑA BELMONTERRA
Director of the Bureau
Date: 05-Dec-2019

MONTHLY REPORT OF DISBURSEMENTS
For the month of December 2019

Department: State Universities and Colleges (SUCs)
Agency/Entity: Aguan del Sur State College of Agriculture and Technology
Operating Unit: < not applicable >
Organization Code: 08 104 9000000
Unit Cluster: 01 Regular Agency Fund

Particulars	Current Year Budget					Prior Year's Accounts Payable					Prior Year's Budget					Current Year's Accounts Payable					BUS-TOTAL	True Liabilities				Grand Total				Remarks		
	PS	MOOE	FinEx	CO	TOTAL	PS	MOOE	FinEx	CO	Sub-Total	PS	MOOE	FinEx	CO	Sub-Total	TOTAL	PS	MOOE	FinEx	CO		TOTAL	PS	MOOE	FinEx	CO	TOTAL					
	1	2	3	4	5	6(2+3+4+5)	7	8	9	10	11(7+8+9+10)	12	13	14	15	16(12+13+14+15)	17(1+11+16)	18(16+17)	19	20		21	22(19+20+21)	23	24	25	26	27(23+24+25+26)	28			
ASH DISBURSEMENTS	7,697,164.15	16,357,891.09	0.00	2,018,915.42	25,943,790.66	0.00	0.00	0.00	18,504,131.15	18,504,131.15	0.00	0.00	0.00	0.00	0.00	18,504,131.15	44,497,321.81	0.00	0.00	0.00	0.00	7,697,164.15	16,357,891.09	0.00	0.00	25,943,790.66	44,497,321.81					
Notice of Cash Allocation (NCA)	7,697,164.15	16,357,891.09	0.00	2,018,915.42	25,943,790.66	0.00	0.00	0.00	18,504,131.15	18,504,131.15	0.00	0.00	0.00	0.00	0.00	18,504,131.15	44,497,321.81	0.00	0.00	0.00	0.00	7,697,164.15	16,357,891.09	0.00	0.00	25,943,790.66	44,497,321.81					
MCS Checks Issued	148,094.29	11,121,289.21	0.00	0.00	11,999,894.50	0.00	0.00	0.00	0.00	0.00	0.00	0.00	0.00	0.00	0.00	0.00	11,999,894.50	0.00	0.00	0.00	0.00	148,094.29	11,121,289.21	0.00	0.00	11,999,894.50	11,999,894.50					
Advice to Debit Account	7,119,098.96	3,236,119.26	0.00	2,018,915.42	14,374,429.16	0.00	0.00	0.00	18,504,131.15	18,504,131.15	0.00	0.00	0.00	0.00	0.00	0.00	18,504,131.15	32,875,531.31	0.00	0.00	0.00	7,119,098.96	3,236,119.26	0.00	0.00	20,323,048.37	32,875,531.31					
Notice of Transfer Allocation (NTA)	0.00	0.00	0.00	0.00	0.00	0.00	0.00	0.00	0.00	0.00	0.00	0.00	0.00	0.00	0.00	0.00	0.00	0.00	0.00	0.00	0.00	0.00	0.00	0.00	0.00	0.00	0.00	0.00				
MCS Checks Issued	0.00	0.00	0.00	0.00	0.00	0.00	0.00	0.00	0.00	0.00	0.00	0.00	0.00	0.00	0.00	0.00	0.00	0.00	0.00	0.00	0.00	0.00	0.00	0.00	0.00	0.00	0.00	0.00	0.00			
Advice to Debit Account	0.00	0.00	0.00	0.00	0.00	0.00	0.00	0.00	0.00	0.00	0.00	0.00	0.00	0.00	0.00	0.00	0.00	0.00	0.00	0.00	0.00	0.00	0.00	0.00	0.00	0.00	0.00	0.00	0.00			
Working Fund for PAPA	0.00	0.00	0.00	0.00	0.00	0.00	0.00	0.00	0.00	0.00	0.00	0.00	0.00	0.00	0.00	0.00	0.00	0.00	0.00	0.00	0.00	0.00	0.00	0.00	0.00	0.00	0.00	0.00	0.00			
Cash Disbursement Voucher (CDV)	0.00	0.00	0.00	0.00	0.00	0.00	0.00	0.00	0.00	0.00	0.00	0.00	0.00	0.00	0.00	0.00	0.00	0.00	0.00	0.00	0.00	0.00	0.00	0.00	0.00	0.00	0.00	0.00	0.00			
DTAL CASH DISBURSEMENTS	7,697,164.15	16,357,891.09	0.00	2,018,915.42	25,943,790.66	0.00	0.00	0.00	18,504,131.15	18,504,131.15	0.00	0.00	0.00	0.00	0.00	0.00	18,504,131.15	44,497,321.81	0.00	0.00	0.00	7,697,164.15	16,357,891.09	0.00	0.00	25,943,790.66	44,497,321.81					
CN-CASH DISBURSEMENTS	598,849.24	75,515.71	0.00	148,312.80	822,765.75	0.00	0.00	0.00	1,047,493.70	1,047,493.70	0.00	0.00	0.00	0.00	0.00	0.00	1,047,493.70	1,876,164.48	0.00	0.00	0.00	598,849.24	75,515.71	0.00	0.00	1,195,772.56	1,876,164.48					
Tax Refund Advance Issued (TRA)	598,849.24	75,515.71	0.00	148,312.80	822,765.75	0.00	0.00	0.00	1,047,493.70	1,047,493.70	0.00	0.00	0.00	0.00	0.00	0.00	1,047,493.70	1,876,164.48	0.00	0.00	0.00	598,849.24	75,515.71	0.00	0.00	1,195,772.56	1,876,164.48					
Non-Cash Awardment Authority (NCAA)	0.00	0.00	0.00	0.00	0.00	0.00	0.00	0.00	0.00	0.00	0.00	0.00	0.00	0.00	0.00	0.00	0.00	0.00	0.00	0.00	0.00	0.00	0.00	0.00	0.00	0.00	0.00	0.00	0.00			
Disbursements effected through outright deductions from claims (deductions from claims unless specifically identified)	0.00	0.00	0.00	0.00	0.00	0.00	0.00	0.00	0.00	0.00	0.00	0.00	0.00	0.00	0.00	0.00	0.00	0.00	0.00	0.00	0.00	0.00	0.00	0.00	0.00	0.00	0.00	0.00	0.00			
Disbursement for loss of government property	0.00	0.00	0.00	0.00	0.00	0.00	0.00	0.00	0.00	0.00	0.00	0.00	0.00	0.00	0.00	0.00	0.00	0.00	0.00	0.00	0.00	0.00	0.00	0.00	0.00	0.00	0.00	0.00	0.00			
Unsettled Damages and Insular Claims	0.00	0.00	0.00	0.00	0.00	0.00	0.00	0.00	0.00	0.00	0.00	0.00	0.00	0.00	0.00	0.00	0.00	0.00	0.00	0.00	0.00	0.00	0.00	0.00	0.00	0.00	0.00	0.00	0.00			
Other (e.g. TRF, BTR, Dice Stamp, etc.)	0.00	0.00	0.00	0.00	0.00	0.00	0.00	0.00	0.00	0.00	0.00	0.00	0.00	0.00	0.00	0.00	0.00	0.00	0.00	0.00	0.00	0.00	0.00	0.00	0.00	0.00	0.00	0.00	0.00			
Others: Adjustments (e.g. cancelled/voided checks)	0.00	0.00	0.00	0.00	0.00	0.00	0.00	0.00	0.00	0.00	0.00	0.00	0.00	0.00	0.00	0.00	0.00	0.00	0.00	0.00	0.00	0.00	0.00	0.00	0.00	0.00	0.00	0.00	0.00			
Balance of Disbursement Authorities as at date					24,454,321.38				(24,454,321.38)																							
Net Disbursements Program					259,451,034.29				24,379,954.49																							
Net Voucher Disbursements					174,933,224.91				46,158,061.99																							
Net/Under spending					34,821,599.24				(21,972,121.91)																							

SUMMARY

Particulars	Previous Report	This Month	As at Date
(1)	(2)	(3)	(4)
Net Disbursement Authorities Received	259,451,034.29	24,379,954.49	233,943,998.74
NCA	291,911,099.09	22,309,800.00	220,397,911.21
NTA	0.00	0.00	0.00
Working Fund	0.00	0.00	0.00
TRA	8,442,034.29	1,070,154.49	10,312,198.74
ZSC	0.00	0.00	0.00
NCAA	0.00	0.00	0.00
Net Notice of Transfer of Allocation (NTA) issued	0.00	0.00	0.00
Net Disbursement Authorities Available	209,451,034.29	24,379,954.49	233,943,998.74
used:			
issued NCA	16,357,891.09	2,498,739.25	12,943,697.53
Disbursements	174,933,224.91	46,158,061.99	220,397,911.21
Other Non-Cash Disbursements	0.00	0.00	0.00
Disbursements effected through outright deductions from claims	0.00	0.00	0.00
Overpayment of expenses (e.g. personal benefits)	0.00	0.00	0.00
Restitution for loss of government property	0.00	0.00	0.00
Unsettled Damages and Insular Claims	0.00	0.00	0.00
Others (e.g. TRF, BTR, Dice Stamp, etc.)	0.00	0.00	0.00
Others: Adjustments (e.g. cancelled/voided checks)	0.00	0.00	0.00
Balance of Disbursement Authorities as at date	24,454,321.38	(24,454,321.38)	0.00
Net Disbursements Program	259,451,034.29	24,379,954.49	233,943,998.74
Net Voucher Disbursements	174,933,224.91	46,158,061.99	220,397,911.21
Net/Under spending	34,821,599.24	(21,972,121.91)	12,943,697.53

Net: The use of NTA's is indicated
Net: Amounts should tally with the grand total disbursements (column 27)

Certified Correct:

OLIVER BERLITO ARCENTAL
Accountant
Date: 08-Feb-2020

Representing Approval:

CAPISTRANO JOY DELA PEÑA
Director of Financial Management Services (FMS) or Equivalent
Date: 08-Feb-2020

Approved By:

DELA PEÑA
Director of Financial Management Services (FMS) or Equivalent
Date: 08-Feb-2020

MONTHLY REPORT OF DISBURSEMENTS

For the month of June, 2019


Department: State Universities and Colleges (SUCs)
 Entity Name: Agusan del Sur State College of Agriculture and Technology
 Operating Unit: N/A
 Organization Code (UACS): 091040000000
 Funding Source Code (as clustered): 01 - Regular Agency Fund
 (e.g. Old Fund Code: 101,102, 151)

PARTICULARS	CURRENT YEAR BUDGET					PRIOR YEAR'S BUDGET											SUB-TOTAL	TRUST LIABILITIES				GRAND TOTAL					Remarks	
	PS	MOOE	Fin. Exp	CO	TOTAL	PRIOR YEAR'S ACCOUNTS PAYABLE					PRIOR YEAR'S ACCOUNTS PAYAB							TOTAL	PS	MOOE	CO	TOTAL	PS	MOOE	Fin. Exp	CO		TOTAL
						PS	MOOE	Ex	CO	Sub-Total	PS	MOOE	Ex	CO	Sub-Total	PS												
1	2	3	4	5	6=(2+3+4+5)	7	8	9	10	11=(7+8+9+10)	12	13	14	15	16=(12+13+14+15)	17=(11+16)	18=(6+17)	19	20	21	22=(19+20+21)	23	24	25	26	27=(23+24+25+26)	28	
Notice of Cash Allocation (NCA)																												
MDS Checks Issued	513,456.39	814,882.79			1,328,339.18					-				70,419.23	70,419.23	70,419.23	1,398,758.41					513,456.39	814,882.79			70,419.23	1,398,758.41	
Advice to Debit Account	3,859,027.17	1,800,593.65		2,933,508.30	8,593,129.12				7,508,610.43	7,508,610.43					-	7,508,610.43	16,101,739.55					3,859,027.17	1,800,593.65			10,442,118.73	16,101,739.55	
Working Fund (NCA issued to BTr)					-					-					-	-	-											
Tax Remittance Advices Issued (TRA)	265,612.30	111,200.20			376,812.50				596,361.03	596,361.03					-	596,361.03	973,173.53					265,612.30	111,200.20			596,361.03	973,173.53	
Cash Disbursement Coiling (CDC)					-					-					-	-	-											
Non-Cash Availment Authority (NCAA)					-					-					-	-	-											
Others (CDT, BTr Docs Stamp, etc.)					-					-					-	-	-											
TOTAL					10,298,380.80					8,104,971.46					70,419.23	8,175,390.69	18,473,671.49					4,638,095.86	2,726,676.64	#	11,108,898.99	18,473,671.49		
GRAND TOTAL																												


SUMMARY:

	<u>Previous Report</u>	<u>This month</u>	<u>As of Date</u>
Total Disbursement Authorities Received			
NCA	74,487,000.00	4,885,000.00	79,372,000.00
Working Fund			
TRA	3,837,093.92	973,173.53	3,810,267.45
CDC			
NCAA			
Others (CDT, BTr Docs Stamp, etc.)			
Less: Notice of Transfer Allocations (NTA)* issued			
Total Disbursements Authorities Available	<u>77,324,093.92</u>	<u>5,858,173.53</u>	<u>83,182,267.45</u>
Less: Lapsed NCA	26.86	9,158,187.32	9,158,214.18
Disbursements *	55,550,381.78	18,473,671.49	74,024,053.27
Balance of Disbursements Authorities as of to date	<u>21,773,685.28</u>	<u>(12,615,497.96)</u>	<u>-</u>
Total Disbursements Program	<u>77,324,093.92</u>	<u>5,858,173.53</u>	<u>83,182,267.45</u>
Less: * Actual Disbursements	55,550,381.78	18,473,671.49	74,024,053.27
(Over)/Under spending	<u>21,773,712.14</u>	<u>(12,615,497.96)</u>	<u>9,158,214.18</u>

Certified Correct:


BERLITO A. OLIVER, JR.
 Accountant III
 Date: July 8, 2019

Approved By:



JUARLITO V. GARCINES, Ph.D.
 Head of Agency or Authorized Representative
 Date: July 8, 2019


MONTHLY REPORT OF DISBURSEMENTS
For the month of May, 2019

Department: State Universities and Colleges (SUCs)					Agency: Agusan del Sur State College of Agriculture and Technology										Operating Unit: N/A											
Organization Code (UACS): 081040000000					Fund Cluster: 01 - Regular Agency Fund										Report Status: SUBMITTED											
PARTICULARS	CURRENT YEAR BUDGET				PRIOR YEAR'S ACCOUNTS PAYABLE				PRIOR YEAR'S SUPPLY				CURRENT YEAR'S ACCOUNTS PAYABLE				SUB-TOTAL	TRUST LIABILITIES				GRAND TOTAL				REMARKS
	PS	MODE	Fin. Exp	CO	PS	MODE	Fin. Exp	CO	PS	MODE	Fin. Exp	CO	PS	MODE	Fin. Exp	CO		PS	MODE	Fin. Exp	CO	PS	MODE	Fin. Exp	CO	
Notice of Cash Disbursement (NCA)	9,106,280.07	1,767,613.52			19,233,818.04				65,472.19	169,213,111.91			10,292,814.27	6,874,206.47	1,547,701.55		10,292,814.27	6,874,206.47	1,547,701.55		10,292,814.27	6,874,206.47	1,547,701.55			
NCS Checks Issued	480,085.55	529,332.50			770,070.45				19,472.19	154,721.18			1,065,420.54	492,880.55	529,332.50		1,065,420.54	492,880.55	529,332.50		1,065,420.54	492,880.55	529,332.50			
Advance to Debt Account	5,425,214.52	616,289.95			1,242,901.17				19,472.19	154,721.18			6,243,690.17	6,243,690.17			6,243,690.17	6,243,690.17			6,243,690.17	6,243,690.17				
Notice of Transfer of Allocation (NTA)																										
NCS Disbursement Report																										
Advance to Debt Account																										
Working Fund (NCA Issued to BTO)																										
Ret. Fund/Advance Account Issued (TRAL)	284,210.50	11,087.85			175,282.81								376,227.81	376,227.81			376,227.81	376,227.81			376,227.81	376,227.81				
Cash Disbursement Calling (CDC)																										
Non-Cash Disbursement Account (NCA)																										
Other (DTR, BTR, DCS, SSS, etc.)																										

Summary

PARTICULARS	PREVIOUS REPORT	CURRENT MONTH	AS OF DATE
Total Disbursement Authorities Received	(1)	(2)	(3)
NCA	23,413,068.00	3,207,258.00	74,487,000.00
Working Fund	2,581,746.07	278,287.65	2,937,031.92
OT, BTR, DCS, SSS, etc.			
Notice of Transfer of Allocation (NTA) Issued			
Total Disbursements Authorities Available	24,994,814.07	3,207,258.00	77,314,031.92
Expended NCA			
Disbursement	44,375,185.74	10,574,508.62	54,859,711.70
Balance of Disbursements Authorities as of to date	1,088.61	21,772,759.21	21,772,712.14
Total Disbursements Program	44,376,274.35	10,574,508.62	54,859,711.70
Ret. Fund/Advance Disbursements	44,972,285.13	10,574,508.62	54,859,711.70
Other (DTR, BTR, DCS, SSS, etc.)	1,088.61	21,772,759.21	21,772,712.14

Certified Correct

Berlito A. Oliver, Jr., CPA
Agency Chief Accountant
Date: 07/June/2019

Approved By:

Juarlito V. Garcines, Ph.D.
Head of Agency or Authorized Representative
Date: 07/June/2019

MONTHLY REPORT OF DISBURSEMENTS
For the month of April, 2019

Department: State Universities and Colleges (SUCs)					Agency: Agusan del Sur State College of Agriculture and Technology					Operating Unit: N/A																
Organization Code (UACS): 081040000000					Fund Cluster: 01 - Regular Agency Fund					Report Status: SUBMITTED																
PARTICULARS	CURRENT YEAR BUDGET				PRIOR YEAR'S ACCOUNTS PAYABLE				PRIOR YEAR'S BUDGET				CURRENT YEAR'S ACCOUNTS PAYABLE				SUB-TOTAL	TRUST LIABILITIES				GRAND TOTAL				REMARKS
	PS	MOOE	Fin. Exp	CO	PS	MOOE	Fin. Exp	CO	PS	MOOE	Fin. Exp	CO	PS	MOOE	CO	Fin. Exp		PS	MOOE	CO	Fin. Exp	PS	MOOE	CO	Fin. Exp	
Notice of Cash Allocation (NCA)	5,920,745.48	549,086.73			6,469,832.21	79,740.30	21,378.50		110,118.80				52,091.88	52,091.88	153,210.78	8,823,022.99					8,000,485.76	670,445.23			8,670,930.99	6,523,022.25
MDS Checks Issued	454,404.93	24,253.25			478,658.18								52,091.88	52,091.88	104,183.76	536,750.14					454,404.93	24,253.25			530,750.14	530,750.14
Advice to Debt Account	5,468,340.61	524,833.48			5,993,174.09	79,740.30	21,378.50		101,118.80						101,118.80	8,992,272.81					5,548,080.83	548,181.98			6,096,262.81	8,092,272.81
Notice of Transfer of Allocation (NTA)																										
MDS Checks Issued																										
Advice to Debt Account																										
Working Fund (NCA issued to BTI)																										
Tax Clearance Advice Issued (TRA)	431,824.80	1,717.99			433,542.79		937.50		937.50							837.50	434,480.38				431,824.80	2,655.49			434,480.38	434,480.38
Cash Disbursement Calling (CDC)																										
Non-Cash Assessment Authority (NCAA)																										
Others (COT, BTI Docs Stamp, etc.)																										

Summary

PARTICULARS	PREVIOUS REPORT	CURRENT MONTH	AS OF DATE
(1)	(2)	(3)	(4)
Total Disbursement Authorities Received			
NCA	35,791,000.00	8,924,009.00	44,715,009.00
Working Fund			
TRA	2,127,315.88	434,480.39	2,561,796.07
CDC			
NCAA			
Others (COT, BTI Docs Stamp, etc.)			
Less: Notice of Transfer Allocations (NTA)* Issued			
Total Disbursement Authorities Available	37,918,315.88	7,958,489.39	44,876,796.07
Less:			
Lapsed NCA	28.88		28.88
Disbursements	37,918,286.92	7,957,503.34	44,875,790.26
Balance of Disbursements Authorities as of to date		977.05	977.05
Total Disbursements Program	37,918,315.88	7,958,490.39	44,876,796.07
Less: * Actual Disbursements	37,918,286.92	7,957,503.34	44,875,790.26
Over/Under spending	28.88	977.05	1,005.93

Certified Correct:

Oliver, Berlito Jr.
Agency Chief Accountant

Date: 02/May/2019

Approved By:

Garcines, Juarlito
Head of Agency or Authorized Representative

Date: 02/May/2019

MONTHLY REPORT OF DISBURSEMENTS
For the month of January, 2019

Department: State Universities and Colleges (SUCs)					Agency: Agusan del Sur State College of Agriculture and Technology										Operating Unit: N/A												
Organization Code (UACS): 08104000000					Fund Cluster: 01 - Regular Agency Fund										Report Status: SUBMITTED												
PARTICULARS	CURRENT YEAR BUDGET					PRIOR YEAR'S ACCOUNTS PAYABLE				PROR YEAR'S BUDGET						SUB-TOTAL	TRUST LIABILITIES				GRAND TOTAL					REMARKS	
	PS	MOOE	Fin. Exp	CO	TOTAL	PS	MOOE	Fin. Exp	CO	Sub-Total	PS	MOOE	Fin. Exp	CO	Sub-Total		TOTAL	PS	MOOE	CO	TOTAL	PS	MOOE	Fin. Exp	CO		TOTAL
1	2	3	4	5	6=2+3+4+5	7	8	9	10	11=7+8+9+10	12	13	14	15	16=(12+13+14+15)	17=(1+16)	18=00+17	19	20	21	22=19+20+21	23	24	25	26	27=(23+24+25+26)	28
Notice of Cash Allocation (NCA)	4,134,300.68	363,355.17			4,497,655.85	8,181.82	274,583.41			282,765.23					282,765.23	4,780,421.08					4,147,482.50	637,938.58			4,785,421.08		
MDS Checks Issued	409,330.10	99,496.43			508,826.53		274,583.41			274,583.41					274,583.41	783,409.94					409,330.10	374,079.84			783,409.94		
Advice to Debit Account	3,724,970.58	263,858.74			3,988,829.32	8,181.82				8,181.82					8,181.82	3,997,011.14					3,733,152.40	263,858.74			3,997,011.14		
Notice of Transfer of Allocation (NTA)																											
MDS Checks Issued																											
Advice to Debit Account																											
Working Fund (NCA issued to HFr)																											
Tax Remittance Advices Issued (TRA)	203,964.76	4,078.59			208,043.35											208,043.35					203,964.76	4,078.59			208,043.35		
Cash Disbursement Ceiling (CDC)																											
Non-Cash Availment Authority (NCAA)																											
Others (CDT, BTr Docs Stamp, etc.)																											


Summary

PARTICULARS	PREVIOUS REPORT	CURRENT MONTH	AS OF DATE
(1)	(2)	(3)	(4)
Total Disbursement Authorities Received			
NCA		4,885,000.00	4,885,000.00
Working Fund			
TRA		208,043.35	208,043.35
CDC			
NCAA			
Others (CDT, BTr Docs Stamp, etc.)			
Less: Notice of Transfer Allocations (NTA)* issued			
Total Disbursements Authorities Available		5,093,043.35	5,093,043.35
Less:			
Lapsed NCA			
Disbursements		4,988,464.43	4,988,464.43
Balance of Disbursements Authorities as of to date		104,578.92	104,578.92
Total Disbursements Program		5,093,043.35	5,093,043.35
Less: * Actual Disbursements		4,988,464.43	4,988,464.43
(Over)/Under spending:		104,578.92	104,578.92

Certified Correct:


BERLITO A. OLIVER, JR.
Agency Chief Accountant
Date: 09/Feb/2019

Approved By:


JUARLITO V. GARCINES
Head of Agency or Authorized Representative
Date: 12/Feb/2019

MONTHLY REPORT OF DISBURSEMENTS
For the month of February, 2019

Department: State Universities and Colleges (SUCs)					Agency: Agusan del Sur State College of Agriculture and Technology										Operating Unit: N/A													
Organization Code (UACS): 08104000000					Fund Cluster: 01 - Regular Agency Fund										Report Status: SUBMITTED													
PARTICULARS	CURRENT YEAR BUDGET					PRIOR YEAR'S ACCOUNTS PAYABLE					CURRENT YEAR'S ACCOUNTS PAYABLE					SUB-TOTAL	TRUST LIABILITIES				GRAND TOTAL				REMARKS			
	PS	MOOE	Fin. Exp	CO	TOTAL	PS	MOOE	Fin. Exp	CO	Sub-Total	PS	MOOE	Fin. Exp	CO	Sub-Total		TOTAL	PS	MOOE	CO	TOTAL	PS	MOOE	Fin. Exp		CO	TOTAL	
1	2	3	4	5	6=(2+3+4+5)	7	8	9	10	11=(7+8+9+10)	12	13	14	15	16=(12+13+14+15)	17=(11+16)	18=(6+17)	19	20	21	22=(19+20+21)	23	24	25	26	27=(23+24+25+26)	28	
Notice of Cash Allocation (NCA)	4,117,841.47	705,553.82			4,823,395.29				20,692.52	20,692.52						20,692.52	4,844,087.81				4,117,841.47	705,553.82			20,692.52	4,844,087.81		
MDS Checks Issued	387,677.40	567,142.89			954,820.29				20,692.52	20,692.52						20,692.52	975,512.81				387,677.40	567,142.89			20,692.52	975,512.81		
Advice to Debit Account	3,730,164.07	138,410.93			3,868,575.00											3,868,575.00	3,730,164.07				3,730,164.07	138,410.93				3,868,575.00		
Notice of Transfer of Allocation (NTA)																												
MDS Checks Issued																												
Advice to Debit Account																												
Working Fund (NCA issued to BTr)																												
Tax Remittance Advices Issued (TRA)	223,957.11	3,577.30			227,534.41											227,534.41	223,957.11				223,957.11	3,577.30				227,534.41		
Cash Disbursement Ceiling (CDC)																												
Non-Cash Availment Authority (NCAA)																												
Others (CDT, BTr Docs Stamp, etc.)																												

Summary


PARTICULARS	PREVIOUS REPORT	CURRENT MONTH	AS OF DATE
(1)	(2)	(3)	(4)
Total Disbursement Authorities Received			
NCA	4,885,000.00	4,885,000.00	9,770,000.00
Working Fund			
TRA	208,043.35	227,534.41	435,577.76
CDC			
NCAA			
Others (CDT, BTr Docs Stamp, etc.)			
Less: Notice of Transfer Allocations (NTA)* issued			
Total Disbursements Authorities Available	5,093,043.35	5,112,534.41	10,205,577.76
Less:			
Lapsed NCA			
Disbursements	4,988,464.43	5,071,622.22	10,060,086.65
Balance of Disbursements Authorities as of to date	104,578.92	40,912.19	145,491.11
Total Disbursements Program	5,093,043.35	5,112,534.41	10,205,577.76
Less: * Actual Disbursements	4,988,464.43	5,071,622.22	10,060,086.65
(Over)/Under spending:	104,578.92	40,912.19	145,491.11

Certified Correct:


BERLITO A. OLIVER, JR.
Agency Chief Accountant

Date: 05/Mar/2019

Approved By:


JUARLITO V. GARCINES
Head of Agency or Authorized Representative
Date: 05/Mar/2019

MONTHLY REPORT OF DISBURSEMENTS
For the month of March, 2019

Department: State Universities and Colleges (SUCs)						Agency: Agusan del Sur State College of Agriculture and Technology						Operating Unit: N/A															
Organization Code (UACS): 08104000000						Fund Cluster: 01 - Regular Agency Fund						Report Status: SUBMITTED															
PARTICULARS	CURRENT YEAR BUDGET					PRIOR YEAR'S ACCOUNTS PAYABLE				CURRENT YEAR'S ACCOUNTS PAYABLE				SUB-TOTAL	TRUST LIABILITIES				GRAND TOTAL				REMARKS				
	PS	MOOE	Fin. Exp	CO	TOTAL	PS	MOOE	Fin. Exp	CO	Sub-Total	PS	MOOE	Fin. Exp		CO	Sub-Total	TOTAL	PS	MOOE	CO	TOTAL	PS		MOOE	Fin. Exp	CO	TOTAL
	2	3	4	5	6=(2+3+4+5)	7	8	9	10	11=(7+8+9+10)	12	13	14		15	16=(12+13+14+15)	17=(11+16)	18=(6+17)	19	20	21	22=(19+20+21)		23	24	25	26
Notice of Cash Allocation (NCA)	2,966,096.59	2,001,079.58			4,967,176.17	702,818.60	26,638.18		20,407,944.30	21,137,401.08				61,887.00	61,887.00	21,199,288.08	26,166,464.25				3,668,915.10	2,027,717.76			20,469,831.30	26,166,464.25	
MDS Checks Issued	460,151.01	1,600,796.25			2,060,947.26	628,735.82	20,443.50		12,500.00	691,679.32				61,887.00	61,887.00	723,566.32	2,784,513.58				1,088,886.83	1,621,238.75			74,387.00	2,784,513.58	
Advice to Debit Account	2,505,945.58	400,283.33			2,906,228.91	74,082.76	6,194.08		20,395,444.30	20,475,721.76						20,475,721.76	23,381,950.67				2,580,028.36	406,478.01			20,395,444.30	23,381,950.67	
Notice of Transfer of Allocation (NTA)																											
MDS Checks Issued																											
Advice to Debit Account																											
Working Fund (NCA issued to BT)																											
Tax Remittance Advices Issued (TRA)	223,957.11	13,026.78			236,983.89		125.36		1,454,628.67	1,454,754.03						1,454,754.03	1,691,737.92				223,957.11	13,152.14			1,454,628.67	1,691,737.92	
Cash Disbursement Ceiling (CDC)																											
Non-Cash Availment Authority (NCAA)																											
Others (CDT, BTr Docs Stamp, etc.)																											

Summary

PARTICULARS	PREVIOUS REPORT	CURRENT MONTH	AS OF DATE
(1)	(2)	(3)	(4)
Total Disbursement Authorities Received			
NCA	9,770,000.00	26,021,000.00	35,791,000.00
Working Fund			
TRA	435,577.76	1,691,737.92	2,127,315.68
CDC			
NCAA			
Others (CDT, BTr Docs Stamp, etc.)			
Less: Notice of Transfer Allocations (NTA)* issued			
Total Disbursements Authorities Available	10,205,577.76	27,712,737.92	37,918,315.68
Less:			
Lapsed NCA		26.86	26.86
Disbursements	10,060,086.65	27,858,202.17	37,918,288.62
Balance of Disbursements Authorities as of to date	145,491.11	(145,491.11)	
Total Disbursements Program	10,205,577.76	27,712,737.92	37,918,315.68
Less: * Actual Disbursements	10,060,086.65	27,858,202.17	37,918,288.62
(Over)/Under spending-	145,491.11	(145,464.25)	26.86

Certified Correct:



BERLITO A. OLIVER, JR.
Chief Accountant
Date: 04/Apr/2019

This report was generated using the Unified Reporting System on 15/04/2019 16:48

Approved By:



JUARLITO V. GARCINES
Agency Head/Department
Date: 04/Apr/2019

