

Particulars	UACS CODE	Physical Targets					Physical Accomplishments					Variance as of December 31 2018	Remarks
		1st Quarter	2nd Quarter	3rd Quarter	4th Quarter	Total	1st Quarter	2nd Quarter	3rd Quarter	4th Quarter	Total		
1	2	3	4	5	6	7=(3+4+5+6)	8	9	10	11	12=(8+9+10+11)	13	14
1. Number of research outputs completed within the year			3	5	7	15		10	14	11	35	20	
2. Percentage of research outputs presented in national, regional, and international forums within the year			20%	33.33%	46.67%	100%		100%	100%	100%	100%		
OO : Community engagement increased													
TECHNICAL ADVISORY EXTENSION PROGRAM	330100000000000												
Outcome Indicator													
1. Number of active partnerships with LGUs, industries, NGOs, NGAs, SMEs, and other stakeholders as a result of extension activities		1	1	1	2	5	1	1	1	2	5		
Output Indicators													
1. Number of trainees weighted by the length of training		500	1000	1000	1000	3500		854	666	1992	3512	12	
2. Number of extension programs organized and supported consistent with the SUC's mandated and priority programs		3	3	4	4	14	1	2	3	8	14		
3. Percentage of beneficiaries who rate the training course/s and advisory services as satisfactory or higher in terms of quality and relevance		100 %	100%	100%	100%	100%		100%	99.97%	100%	100%		
OO : Higher education research improved to promote economic productivity and innovation													
ADVANCED EDUCATION PROGRAM	320100000000000												
Outcome Indicator													
1. Percentage of graduate school faculty engaged in research work applied in any of the following:													
a. pursuing advanced research degree programs (Ph.D)													
b. actively pursuing in the last three (3) years (investigative research, basic and applied scientific research, policy research, social science research)		25%	37.5%	12.5%	25%	100%	57.14%	10%	15%	17.86%	100% (5/5)		
c. producing technologies for							42.86%						

Particulars	UACS CODE	Physical Targets					Physical Accomplishments					Variance as of December 31 2018	Remarks
		1st Quarter	2nd Quarter	3rd Quarter	4th Quarter	Total	1st Quarter	2nd Quarter	3rd Quarter	4th Quarter	Total		
1	2	3	4	5	6	7=(3+4+5+6)	8	9	10	11	12=(8+9+10+11)	13	14
commercialization or livelihood improvement													
d. whose research work resulted in an extension program							42.86%						
Output Indicators													
1. Percentage of graduate students enrolled in CHED-identified or RDC-identified priority programs				116%		116%			95.10%	100%	100%		
2. Percentage of accredited graduate programs					28%	28%	100%				100% (3/3)		

Prepared By:


ESTRELLA S. DINOPOL

Planning Services Head/Planning Officer

Date: 15/Jan/2019


In coordination with


ELINDEM. AMARANTE

Financial Services Head/Budget Officer

Date: 15/Jan/2019

Approved By:


JUARLITO V. GARCINES

Agency Head/Department Secretary

Date: 15/Jan/2019

Particulars	UACS CODE	Physical Targets					Physical Accomplishments					Variance as of September 30 2018	Remarks
		1st Quarter	2nd Quarter	3rd Quarter	4th Quarter	Total	1st Quarter	2nd Quarter	3rd Quarter	4th Quarter	Total		
1	2	3	4	5	6	7=(3+4+5+6)	8	9	10	11	12=(8+9+10+11)	13	14
1. Number of research outputs completed within the year			3	5	7	15		10	14				
2. Percentage of research outputs presented in national, regional, and international forums within the year			20%	33.33%	46.67%	100%		100%	100%				
OO : Community engagement increased													
TECHNICAL ADVISORY EXTENSION PROGRAM	3301000000000000												
Outcome Indicator													
1. Number of active partnerships with LGUs, industries, NGOs, NGAs, SMEs, and other stakeholders as a result of extension activities		1	1	1	2	5	1	1	1				
Output Indicators													
1. Number of trainees weighted by the length of training		500	1000	1000	1000	3500		854	666				
2. Number of extension programs organized and supported consistent with the SUC's mandated and priority programs		3	3	4	4	14	1	2	3				
3. Percentage of beneficiaries who rate the training course/s and advisory services as satisfactory or higher in terms of quality and relevance		100 %	100%	100%	100%	100%		100%	99.97%				
OO : Higher education research improved to promote economic productivity and innovation													
ADVANCED EDUCATION PROGRAM	3201000000000000												
Outcome Indicator													
1. Percentage of graduate school faculty engaged in research work applied in any of the following:													
a. pursuing advanced research degree programs (Ph.D)													
b. actively pursuing in the last three (3) years (investigative research, basic and applied scientific research, policy research, social science research)		25%	37.5%	12.5%	25%	100%	57.14%	10%	15%				
c. producing technologies for							42.86%						

Particulars	UACS CODE	Physical Targets					Physical Accomplishments					Variance as of September 30 2018	Remarks
		1st Quarter	2nd Quarter	3rd Quarter	4th Quarter	Total	1st Quarter	2nd Quarter	3rd Quarter	4th Quarter	Total		
1	2	3	4	5	6	7=(3+4+5+6)	8	9	10	11	12=(8+9+10+11)	13	14
commercialization or livelihood improvement													
d. whose research work resulted in an extension program							42.86%						
Output Indicators													
1. Percentage of graduate students enrolled in CHED-identified or RDC-identified priority programs				116%		116%			95.10%				
2. Percentage of accredited graduate programs					28%	28%							
II. Projects													
Operations	3000000000000000												
OO : Relevant and quality tertiary education ensured to achieve inclusive growth and access of deserving but poor students to quality tertiary education increased	3100000000000000												
HIGHER EDUCATION PROGRAM	3101000000000000												
Locally-Funded Project(s)	3101002000000000												
Construction of ICT Complex (w/ e-library)	3101002000010000												
Construction/Repair/Rehabilitation of Academic Building	3101002000020000												
Purchase of Various Equipment Outlay	3101002000030000												
Construction of College Dormitory, ASSCAT Bunawan, Agusan del Sur	3101002000040000												

Prepared By:

ESTRELLA S. DINOPOLO

Planning Services Head/Planning Officer

Date: 12/Oct/2018

In coordination with:

ELINOR M. AMARANTE

Financial Services Head/Budget Officer

Date: 12/Oct/2018

Approved By:

JUARLITO V. GARCINES

Agency Head/Department Secretary


Date: 12/Oct/2018

Particulars	UACS CODE	Physical Targets					Physical Accomplishments					Variance as of June 30 2018	Remarks
		1st Quarter	2nd Quarter	3rd Quarter	4th Quarter	Total	1st Quarter	2nd Quarter	3rd Quarter	4th Quarter	Total		
1	2	3	4	5	6	7=(3+4+5+6)	8	9	10	11	12=(8+9+10+11)	13	14
1. Number of research outputs completed within the year			3	5	7	15		10					
2. Percentage of research outputs presented in national, regional, and international forums within the year			20%	33.33%	46.67%	100%		100%					
OO : Community engagement increased													
TECHNICAL ADVISORY EXTENSION PROGRAM	3301000000000000												
Outcome Indicator													
1. Number of active partnerships with LGUs, industries, NGOs, NGAs, SMEs, and other stakeholders as a result of extension activities		1	1	1	2	5	1	1					
Output Indicators													
1. Number of trainees weighted by the length of training			500	1000	2000	3500		854					
2. Number of extension programs organized and supported consistent with the SUC's mandated and priority programs		1	2	5	6	14	1	2					
3. Percentage of beneficiaries who rate the training course/s and advisory services as satisfactory or higher in terms of quality and relevance			100%	100%	100%	100%		100%					
OO : Higher education research improved to promote economic productivity and innovation													
ADVANCED EDUCATION PROGRAM	3201000000000000												
Outcome Indicator													
1. Percentage of graduate school faculty engaged in research work applied in any of the following:													
a. pursuing advanced research degree programs (Ph.D)													
b. actively pursuing in the last three (3) years (investigative research, basic and applied scientific research, policy research, social science research)		57.14	10%	15%	17.86	100%	57.14	10%					
c. producing technologies for							42.86						

Particulars	UACS CODE	Physical Targets					Physical Accomplishments					Variance as of June 30 2018	Remarks
		1st Quarter	2nd Quarter	3rd Quarter	4th Quarter	Total	1st Quarter	2nd Quarter	3rd Quarter	4th Quarter	Total		
1	2	3	4	5	6	7=(3+4+5+6)	8	9	10	11	12=(8+9+10+11)	13	14
1. Number of research outputs completed within the year			3	5	7	15		10					
2. Percentage of research outputs presented in national, regional, and international forums within the year			20%	33.33%	46.67%	100%		100%					
OO : Community engagement increased													
TECHNICAL ADVISORY EXTENSION PROGRAM	3301000000000000												
Outcome Indicator													
1. Number of active partnerships with LGUs, industries, NGOs, NGAs, SMEs, and other stakeholders as a result of extension activities		1	1	1	2	5	1	1					
Output Indicators													
1. Number of trainees weighted by the length of training			500	1000	2000	3500		854					
2. Number of extension programs organized and supported consistent with the SUC's mandated and priority programs		1	2	5	6	14	1	2					
3. Percentage of beneficiaries who rate the training course/s and advisory services as satisfactory or higher in terms of quality and relevance			100%	100%	100%	100%		100%					
OO : Higher education research improved to promote economic productivity and innovation													
ADVANCED EDUCATION PROGRAM	3201000000000000												
Outcome Indicator													
1. Percentage of graduate school faculty engaged in research work applied in any of the following:													
a. pursuing advanced research degree programs (Ph.D)													
b. actively pursuing in the last three (3) years (investigative research, basic and applied scientific research, policy research, social science research)		57.14	10%	15%	17.86	100%	57.14	10%					
c. producing technologies for							42.86						

Particulars	UACS CODE	Physical Targets					Physical Accomplishments					Variance as of June 30 2018	Remarks
		1st Quarter	2nd Quarter	3rd Quarter	4th Quarter	Total	1st Quarter	2nd Quarter	3rd Quarter	4th Quarter	Total		
1	2	3	4	5	6	7=(3+4+5+6)	8	9	10	11	12=(8+9+10+11)	13	14
commercialization or livelihood improvement													
d. whose research work resulted in an extension program							42.86						
Output Indicators													
1. Percentage of graduate students enrolled in CHED-identified or RDC-identified priority programs				116%		116%							
2. Percentage of accredited graduate programs		28%				28%	100%						
II. Projects													
Operations	3000000000000000												
OO : Relevant and quality tertiary education ensured to achieve inclusive growth and access of deserving but poor students to quality tertiary education increased	3100000000000000												
HIGHER EDUCATION PROGRAM	3101000000000000												
Locally-Funded Project(s)	3101002000000000												
Construction of ICT Complex (w/ e-library)	310100200001000												
Construction/Repair/Rehabilitation of Academic Building	310100200002000												
Purchase of Various Equipment Outlay	310100200003000												
Construction of College Dormitory, ASSCAT Bunawan, Agusan del Sur	310100200004000												

Prepared By:


ESTRELLA S. DINOPOLO

Planning Services Head/Planning Officer

Date: 27/Jul/2018


In coordination with:


ELINOR M. AMARANTE

Financial Services Head/Budget Officer

Date: 27/Jul/2018

Approved By:


JUARLITO V. GARCINES

Agency Head/Department Secretary


Date: 27/Jul/2018

Particulars	UACS CODE	Physical Targets					Physical Accomplishments					Variance as of March 31 2018	Remarks
		1st Quarter	2nd Quarter	3rd Quarter	4th Quarter	Total	1st Quarter	2nd Quarter	3rd Quarter	4th Quarter	Total		
1	2	3	4	5	6	7=(3+4+5+6)	8	9	10	11	12=(8+9+10+11)	13	14
1. Number of research outputs completed within the year			3	5	7	15							
2. Percentage of research outputs presented in national, regional, and international forums within the year			20%	33.33%	46.67%	100%							
OO : Community engagement increased													
TECHNICAL ADVISORY EXTENSION PROGRAM	330100000000000												
Outcome Indicator													
1. Number of active partnerships with LGUs, industries, NGOs, NGAs, SMEs, and other stakeholders as a result of extension activities		1	1	1	2	5	1						
Output Indicators													
1. Number of trainees weighted by the length of training			500	1000	2000	3500							
2. Number of extension programs organized and supported consistent with the SUC's mandated and priority programs		1	2	5	6	14	1						
3. Percentage of beneficiaries who rate the training course/s and advisory services as satisfactory or higher in terms of quality and relevance			100%	100%	100%	100%							
OO : Higher education research improved to promote economic productivity and innovation													
ADVANCED EDUCATION PROGRAM	320100000000000												
Outcome Indicator													
1. Percentage of graduate school faculty engaged in research work applied in any of the following:													
a. pursuing advanced research degree programs (Ph.D)													
b. actively pursuing in the last three (3) years (investigative research, basic and applied scientific research, policy research, social science research)		57.14	10%	15%	17.86	100%	57.14						
c. producing technologies for							42.86						

Particulars	UACS CODE	Physical Targets					Physical Accomplishments					Variance as of March 31 2018	Remarks
		1st Quarter	2nd Quarter	3rd Quarter	4th Quarter	Total	1st Quarter	2nd Quarter	3rd Quarter	4th Quarter	Total		
1	2	3	4	5	6	7=(3+4+5+6)	8	9	10	11	12=(8+9+10+11)	13	14
commercialization or livelihood improvement													
d. whose research work resulted in an extension program							42.86						
Output Indicators													
1. Percentage of graduate students enrolled in CHED-identified or RDC-identified priority programs				116%		116%							
2. Percentage of accredited graduate programs		28%				28%	100%						
II. Projects													
Operations	3000000000000000												
OO : Relevant and quality tertiary education ensured to achieve inclusive growth and access of deserving but poor students to quality tertiary education increased	3100000000000000												
HIGHER EDUCATION PROGRAM	3101000000000000												
Locally-Funded Project(s)	3101002000000000												
Construction of ICT Complex (w/ e-library)	310100200001000												
Construction/Repair/Rehabilitation of Academic Building	310100200002000												
Purchase of Various Equipment Outlay	310100200003000												
Construction of College Dormitory, ASSCAT Bunawan, Agusan del Sur	310100200004000												

Prepared By: 
ESTRELLA S. DINOPOL
 Planning Services Head/Planning Officer
 Date: 18/Apr/2018

In coordination with 
ELINOR M. AMARANTE
 Financial Services Head/Budget Officer
 Date: 18/Apr/2018

Approved By: 
JUARLITO V. GARCINES
 Agency Head/Department Secretary
 Date: 18/Apr/2018