


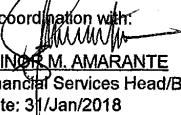
QUARTERLY PHYSICAL REPORT OF OPERATION
As of 2017 December 31

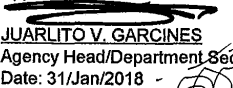
Department: State Universities and Colleges (SUCs)
 Appropriations: Current Year Appropriations
 Agency: Agusan del Sur State College of Agriculture and Technology
 Operating Unit: N/A
 Organization Code (UACS): 081040000000
 Report Status: SUBMITTED

Particulars 1	UACS CODE 2	Physical Targets					Physical Accomplishments					Variance as of December 31 2017 13	Remarks 14	
		1st Quarter 3	2nd Quarter 4	3rd Quarter 5	4th Quarter 6	Total 6)	1st Quarter 8	2nd Quarter 9	3rd Quarter 10	4th Quarter 11	Total 11)			
Part A														
I. Operations														
MFO 1: HIGHER EDUCATION SERVICES	3010000000													
Total number of graduates that are in mandated and priority courses														
Quantity														
Total number of graduates that are in mandated and priority courses			318			318		521				521	203	
Percentage of total graduates that are in priority courses														
Quantity														
Percentage of total graduates that are in priority courses			100% (318/318)			100% (318/318)		100% (521/521)				100%(521/521)		
Average passing percentage of licensure exams by the SUC graduates/national average percentage passing across all disciplines covered by the SUC														
Quantity														
Average passing percentage of licensure exams by the SUC graduates/national average percentage passing across all disciplines covered by the SUC			81.18% (26.52/32.67)	106.35%(40/37.61)	67.61%(25.42/37.54)	78% (27.3/35)	157.56%(30/19.04)	166.67%(50/31.55)	87.28%(18.18/20.83)	38% (17/45)		64% (33.97/53.24)	-14%	
Percentage of programs accredited at Level 1-4														
Quantity														
Percentage of programs accredited at: Level 1-4					100% (9/9)	100% (9/9)				100%(9/9)	100% (9/9)			
Percentage of graduates who finished academic program according to the prescribed														
Quantity														
Percentage of graduates who finished academic program according to the prescribed timeframe			94.92% (318/335)			94.92% (318/335)		98.87%(521/527)				98.87%(521/527)		
Percentage of students who rate timeliness of education delivery/supervision as good or better														
Quantity														
of education delivery/supervision as good or better			(1445/1700)			(1445/1700)				88.80% (2538/2858)	88.80% (2538/2858)	3.80%		

Particulars 1	UACS CODE 2	Physical Targets					Physical Accomplishments					Variance as of December 31 2017 13	Remarks 14	
		1st Quarter 3	2nd Quarter 4	3rd Quarter 5	4th Quarter 6	Total 6)	1st Quarter 8	2nd Quarter 9	3rd Quarter 10	4th Quarter 11	Total 11)			
Quantity														
Percentage of students who rate timeliness of education delivery/supervision as good or better			14.29% (5/35)			14.29% (5/35)		15.79%(6/ 38)			15.79%(6/38)	1.50%	The physical targets of 14.29%(5/35) indicates the percentage of graduates who finished academic program according to the prescribed timeframe hence, the physical accomplishments for this quarter is 100%(6/6) graduates under Masteral degree	

Prepared By: 
ESTRELLA S. DINOPOL
 Planning Services Head/Planning Officer
 Date: 31/Jan/2018

In coordination with: 
ELINOR M. AMARANTE
 Financial Services Head/Budget
 Date: 31/Jan/2018

Approved By: 
JUARLITO V. GARCINES
 Agency Head/Department Secretary
 Date: 31/Jan/2018

QUARTERLY PHYSICAL REPORT OF OPERATION
As of 2017 September 30

Department: State Universities and Colleges (SUCs)
Appropriations: Current Year Appropriations
Agency: Agusan del Sur State College of Agriculture and Technology
Operating Unit: N/A
Organization Code (UACS): 081040000000
Report Status: SUBMITTED

Particulars	UACS CODE	Physical Targets					Physical Accomplishments					Variance as of September 30 2017	Remarks
		1st Quarter	2nd Quarter	3rd Quarter	4th Quarter	Total	1st Quarter	2nd Quarter	3rd Quarter	4th Quarter	Total		
1	2	3	4	5	6	7=(3+4+5+6)	8	9	10	11	12=(8+9+10+11)	13	14
Part A													
I. Operations													
MFO 1: HIGHER EDUCATION SERVICES	3010000000												
Total number of graduates that are in mandated and priority courses													
Quantity													
Total number of graduates that are in mandated and priority courses			318			318		521			521	203	
Percentage of total graduates that are in priority courses													
Quantity													
Percentage of total graduates that are in priority courses			100% (318/318)			100% (318/318)		100% (521/521)			100%(521/521)		
Average passing percentage of licensure exams by the SUC graduates/national average percentage passing across all disciplines covered by the SUC													
Quantity													
Average passing percentage of licensure exams by the SUC graduates/national average percentage passing across all disciplines covered by the SUC			81.18% (26.52/32.67)	106.35% (40/37.61)	67.61% (25.42/37.54)	78% (27.3/35)	157.56% (30/19.04)	166.67% (50/31.55)	87.28% (18.18/20.83)		167.40% (27.27/16.29)	89.40%	
Percentage of programs accredited at Level 1-4													

QUARTERLY PHYSICAL REPORT OF OPERATION
As of 2017 September 30

Department: State Universities and Colleges (SUCs)
 Appropriations: Current Year Appropriations
 Agency: Agusan del Sur State College of Agriculture and Technology
 Operating Unit: N/A
 Organization Code (UACS): 081040000000
 Report Status: SUBMITTED

Particulars	UACS CODE	Physical Targets					Physical Accomplishments					Variance as of September 30 2017	Remarks
		1st Quarter	2nd Quarter	3rd Quarter	4th Quarter	Total	1st Quarter	2nd Quarter	3rd Quarter	4th Quarter	Total		
1	2	3	4	5	6	7=(3+4+5+6)	8	9	10	11	12=(8+9+10+11)	13	14
Quantity													
Percentage of programs accredited at: Level 1-4					100% (9/9)	100% (9/9)							
Percentage of graduates who finished academic program according to the prescribed timeframe													
Quantity													
Percentage of graduates who finished academic program according to the prescribed timeframe			94.92% (318/335)			94.92% (318/335)		98.87% (521/527)			98.87% (521/527)		
Percentage of students who rate timeliness of education delivery/supervision as good or better													
Quantity													
Percentage of students who rate timeliness of education delivery/supervision as good or better			85% (1445/1700)			85% (1445/1700)							

QUARTERLY PHYSICAL REPORT OF OPERATION
As of 2017 September 30

Department: State Universities and Colleges (SUCs)
 Appropriations: Current Year Appropriations
 Agency: Agusan del Sur State College of Agriculture and Technology
 Operating Unit: N/A
 Organization Code (UACS): 081040000000
 Report Status: SUBMITTED

Particulars	UACS CODE	Physical Targets					Physical Accomplishments					Variance as of September 30 2017	Remarks
		1st Quarter	2nd Quarter	3rd Quarter	4th Quarter	Total	1st Quarter	2nd Quarter	3rd Quarter	4th Quarter	Total		
1	2	3	4	5	6	7=(3+4+5+6)	8	9	10	11	12=(8+9+10+11)	13	14
MFO 2: RESEARCH SERVICES	3020000000												
Number of studies completed in the last three (3) years													
Quantity													
Number of studies completed in the last three (3) years			3	4	4	11	2	2	5		9	-2	
Percentage of research outputs presented in local, regional, national or international fora													
Quantity													
Percentage of research outputs presented in local, regional, national or international fora			100% (3/3)	100% (4/4)	100% (4/4)	100% (11/11)	100% (2/2)	100% (7/7)			100% (9/9)	18% (2/11)	
Percentage of research projects completed within the original timeframe													
Quantity													
Percentage of research projects completed within the original timeframe			100% (3/3)	100% (4/4)	100% (4/4)	100% (11/11)			5		100% (5/5)	54.55%(6/11)	
MFO 3: TECHNICAL ADVISORY EXTENSION SERVICES	3030000000												
Number of persons trained weighted by length of training													
Quantity													
Number of persons trained weighted by length of training			500	200	100	800			294		294	506	
Number of persons trained weighted by length of training			99.20% (496/500)	99% (198/200)	98% (98/100)	99% (792/800)			98.98% (291/294)		98.98% (291/294)	0.02%	
Percentage of persons given training or advisory services who rate timeliness of service delivery as good or better													
Quantity													
Percentage of persons given training or advisory services who rate timeliness of service deliver as good or better			99.60% (498/500)	98.50% (197/200)	97% (97/100)	99% (792/800)			98.98% (291/294)		98% (291/294)	0.02%	


QUARTERLY PHYSICAL REPORT OF OPERATION
As of 2017 September 30


Department: State Universities and Colleges (SUCs)
 Appropriations: Current Year Appropriations
 Agency: Agusan del Sur State College of Agriculture and Technology
 Operating Unit: N/A
 Organization Code (UACS): 081040000000
 Report Status: SUBMITTED

Particulars	UACS CODE	Physical Targets					Physical Accomplishments					Variance as of September 30 2017	Remarks
		1st Quarter	2nd Quarter	3rd Quarter	4th Quarter	Total	1st Quarter	2nd Quarter	3rd Quarter	4th Quarter	Total		
1	2	3	4	5	6	7=(3+4+5+6)	8	9	10	11	12=(8+9+10+11)	13	14
MFO 4: ADVANCED HIGHER EDUCATION SERVICES	3040000000												
Number of enrolment in mandated programs													
Quantity													
Number of enrolment in mandated programs				35		35		52			52	17	
Number of graduates in mandated programs													
Quantity													
Number of graduates in mandated programs			5			5		6			6	1	
Percentage of students who rate timeliness of education delivery/supervision as good or better													
Quantity													
Percentage of students who rate timeliness of education delivery/supervision as good or better			14.29% (5/35)			14.29% (5/35)		15.79% (6/38)			15.79%(6/38)	1.50%	The physical targets of 14.29%(5/35) indicates the percentage of graduates who finished academic program according to the prescribed timeframe hence, the physical accomplishments for this quarter is 15.79%(6/38) graduates under Masteral degree

Prepared By:

 Estrada Dinopol
 Planning Services Head/Planning Officer
 Date: 30/Oct/2017


In coordination with:

 Joy Capistrano
 Financial Services Head/Budget Officer
 Date:
 30/Oct/2017

Approved By:

 Juarlito Garcines
 Agency Head/Department Secretary
 30/Oct/2017

Particulars	UACS CODE	Physical Targets					Physical Accomplishments					Variance as of June 30 2017
		1st Quarter	2nd Quarter	3rd Quarter	4th Quarter	Total	1st Quarter	2nd Quarter	3rd Quarter	4th Quarter	Total	
1	2	3	4	5	6	7=(3+4+5+6)	8	9	10	11	12=(8+9+10+11)	13
graduates/national average percentage passing across all disciplines covered by the SUC												
Quantity												
Average passing percentage of licensure exams by the SUC graduates/national average percentage passing across all disciplines covered by the SUC			81.18% (26.52/32.67)	106.35%(40/37.61)	67.61%(25.42/37.54)	78% (27.3/35)	157.56%(30/19.04)	158.48%(50/31.55)			139%(31.82/22.73)	61.99%
Percentage of programs accredited at Level 1-4												
Quantity												
Percentage of programs accredited at: Level 1-4					100% (9/9)	100% (9/9)						
Percentage of graduates who finished academic program according to the prescribed timeframe												
Quantity												
Percentage of graduates who finished academic program according to the prescribed timeframe			94.92% (318/335)			94.92% (318/335)		98.87%(521/527)				

Particulars	UAC\$ CODE	Physical Targets					Physical Accomplishment					Period June 2017
		1st Quarter	2nd Quarter	3rd Quarter	4th Quarter	Total	1st Quarter	2nd Quarter	3rd Quarter	4th Quarter	Total	
1	2	3	4	5	6	7=(3+4+5+6)	8	9	10	11	12=(8+9+10+11)	13
Percentage of students who rate timeliness of education delivery/supervision as good or better			14.29% (5/35)			14.29% (5/35)		100%(6/6)			100%(3/3)	

Prepared By:


Estrella Dinopol

Planning Services Head/Planning Officer

Date: 31/Jul/2017


In coordination with:


Joy Cristano

Financial Services Head/Budget Officer

Date: 31/Jul/2017

Approved By:


Jarlito Garcines

Agency Head/Department Secretary

Date: 31/Jul/2017

QUARTERLY PHYSICAL REPORT OF OPERATION
As of 2017 March 31

Department: State Universities and Colleges (SUCs)
 Appropriations: Current Year Appropriations
 Agency: Agusan del Sur State College of Agriculture and Technology
 Operating Unit: N/A
 Organization Code (UACS): 081040000000
 Report Status: PENDING

Particulars	UACS CODE	Physical Targets					Physical Accomplishments					Variance as of March 31 2017	Remarks
		1st Quarter	2nd Quarter	3rd Quarter	4th Quarter	Total	1st Quarter	2nd Quarter	3rd Quarter	4th Quarter	Total		
1	2	3	4	5	6	7=(3+4+5+6)	8	9	10	11	12=(8+9+10+11)	13	14
Part A													
I. Operations													
MFO 1: HIGHER EDUCATION SERVICES	3010000000												
Total number of graduates that are in mandated and priority courses													
Quantity													
Total number of graduates that are in mandated and priority courses			318			318							
Percentage of total graduates that are in priority courses													
Quantity													
Percentage of total graduates that are in priority courses			100% (318/318)			100% (318/318)							
Average passing percentage of licensure exams by the SUC graduates/national average percentage passing across all disciplines covered by the SUC													
Quantity													
Average passing percentage of licensure exams by the SUC graduates/national average percentage passing across all disciplines covered by the SUC			81.18% (26.52/32.67)	106.35% (40/37.61)	67.61% (25.42/37.54)	78% (27.3/35)							
Percentage of programs accredited at Level 1-4													
Quantity													
Percentage of programs accredited at: Level 1-4						100% (9/9)	100% (9/9)						
Percentage of graduates who finished academic program according to the prescribed timeframe													
Quantity													
Percentage of graduates who finished academic program according to the prescribed timeframe			94.92% (318/335)			94.92% (318/335)							
Percentage of students who rate timeliness of education delivery/supervision as good or better													
Quantity													
Percentage of students who rate timeliness of education delivery/supervision as good or better			85% (1445/1700)			85% (1445/1700)							

QUARTERLY PHYSICAL REPORT OF OPERATION
As of 2017 March 31


Department: State Universities and Colleges (SUCs)
 Appropriations: Current Year Appropriations
 Agency: Agusan del Sur State College of Agriculture and Technology
 Operating Unit: N/A
 Organization Code (UACS): 081040000000
 Report Status: PENDING

Particulars	UACS CODE	Physical Targets					Physical Accomplishments					Variance as of March 31 2017	Remarks
		1st Quarter	2nd Quarter	3rd Quarter	4th Quarter	Total	1st Quarter	2nd Quarter	3rd Quarter	4th Quarter	Total		
1	2	3	4	5	6	7=(3+4+5+6)	8	9	10	11	12=(8+9+10+11)	13	14
MFO 2: RESEARCH SERVICES	3020000000												
Number of studies completed in the last three (3) years													
Quantity													
Number of studies completed in the last three (3) years			3	4	4	11	2				2	-9	
Percentage of research outputs presented in local, regional, national or international fora													
Quantity													
Percentage of research outputs presented in local, regional, national or international fora			100% (3/3)	100% (4/4)	100% (4/4)	100% (11/11)	100% (2/2)				100% (2/2)	82% (9/11)	
Percentage of research projects completed within the original timeframe													
Quantity													
Percentage of research projects completed within the original timeframe			100% (3/3)	100% (4/4)	100% (4/4)	100% (11/11)							
MFO 3: TECHNICAL ADVISORY EXTENSION SERVICES	3030000000												
Number of persons trained weighted by length of training													
Quantity													
Number of persons trained weighted by length of training			500	200	100	800							
Number of persons trained weighted by length of training			99.20% (496/500)	99% (198/200)	98% (98/100)	99% (792/800)							
Percentage of persons given training or advisory services who rate timeliness of service delivery as good or better													
Quantity													
Percentage of persons given training or advisory services who rate timeliness of service deliver as good or better			99.60% (498/500)	98.50% (197/200)	97% (97/100)	99% (792/800)							


QUARTERLY PHYSICAL REPORT OF OPERATION
As of 2017 March 31

Department: State Universities and Colleges (SUCs)
 Appropriations: Current Year Appropriations
 Agency: Agusan del Sur State College of Agriculture and Technology
 Operating Unit: N/A
 Organization Code (UACS): 081040000000
 Report Status: PENDING

Particulars	UACS CODE	Physical Targets					Physical Accomplishments					Variance as of March 31 2017	Remarks
		1st Quarter	2nd Quarter	3rd Quarter	4th Quarter	Total	1st Quarter	2nd Quarter	3rd Quarter	4th Quarter	Total		
1	2	3	4	5	6	7=(3+4+5+6)	8	9	10	11	12=(8+9+10+11)	13	14
MFO 4: ADVANCED HIGHER EDUCATION SERVICES	3040000000												
Number of enrolment in mandated programs													
Quantity													
Number of enrolment in mandated programs				35		35							
Number of graduates in mandated programs													
Quantity													
Number of graduates in mandated programs			5			5							
Percentage of students who rate timeliness of education delivery/supervision as good or better													
Quantity													
Percentage of students who rate timeliness of education delivery/supervision as good or better			14.29% (5/35)			14.29% (5/35)							

Prepared By: 
ESTRELLA S. QINO POL, Ph.D.
 Planning Officer
 Date: 28 April 2017

In coordination with: 
ELINOR M. AMARANTE
 Budget Officer III
 Date: 28 April 2017

Approved By: 
JUARLITO V. GARCINES, Ph.D.
 SUC President II
 Date: 28 April 2017 