

QUARTERLY REPORT OF REVENUE AND OTHER RECEIPTS
As of the Quarter Ending December 31, 2016
(In Pesos)

| Department: State Universities and Colleges (SUCs) | | | Agency: Agusan del Sur State College of Agriculture and Technology | | | | | | | | | | | |
|--|------------|-------------------------|--|----------------------|----------------------|----------------------|----------------------|--|----------------------|----------------------|---------------------|-------------|---------|--|
| Operating Unit: N/A | | | Organization Code (UACs): 08104000000 | | | | | | | | | | | |
| CLASSIFICATION / SOURCES OF REVENUE AND OTHER RECEIPTS | UACs Code | REVENUE TARGET (Annual) | ACTUAL REVENUE AND OTHER RECEIPTS COLLECTIONS | | | | | CUMULATIVE REMITTANCE / DEPOSITS TO DATE | | | VARIANCE | | REMARKS | |
| | | | 1st Quarter | 2nd Quarter | 3rd Quarter | 4th Quarter | TOTAL | Remittance to BTr | Deposited with AGDB | Total | Amount | % | | |
| 1 | 2 | 3 | 4 | 5 | 6 | 7 | 8=(4+5+6+7) | 9 | 10 | 11=(9+10) | 12=(8-3) | 13=(12/3) | 14 | |
| General Fund (formerly Fund 101) | | | | | | | | | | | | | | |
| Special Account in the General Fund (formerly Fund 105, 183, 401, 151-159) | | | | | | | | | | | | | | |
| Off-Budget Accounts (formerly Fund 161 to 164, etc.) | | | | | | | | | | | | | | |
| Other Service Income | 4020190099 | 476,000.00 | 116,972.50 | 37,736.00 | 156,760.00 | 252,537.74 | 564,006.24 | | 311,468.50 | 311,468.50 | 88,006.24 | 0.16 | | |
| Tuition Fees | 4020201001 | 23,045,000.00 | 7,449,295.97 | 6,901,331.57 | 5,240,423.71 | 7,453,829.80 | 27,044,881.85 | | 19,486,491.28 | 19,486,491.28 | 3,999,881.85 | 0.17 | | |
| Income Collected from Students | 4020201002 | 13,198,000.00 | 8,087,713.74 | 5,285,871.31 | 2,155,439.13 | 2,974,614.75 | 16,473,638.93 | | 15,496,024.18 | 15,496,024.18 | 5,276,638.93 | 0.4 | | |
| Other Business Income | 4020290099 | 12,540,000.00 | 1,095,011.83 | 844,331.56 | 606,427.33 | 1,552,140.02 | 4,097,910.54 | | 2,516,750.52 | 2,516,750.52 | (8,442,089.48) | -0.67 | | |
| Custodial Funds (formerly Fund 101-184, 187) | | | | | | | | | | | | | | |
| Due to NGAs | 2020105000 | | | | 6,807,088.55 | 216,523.47 | 7,023,622.02 | | 6,806,098.55 | 6,806,098.55 | 7,023,622.02 | | | |
| TOTAL | | 49,259,000.00 | 16,748,994.84 | 13,039,270.44 | 14,966,148.72 | 12,449,445.58 | 57,203,859.58 | | 44,822,833.03 | 44,822,833.03 | 7,944,859.58 | 0.16 | | |

Certified Correct:


JOY C. CAPISTRANO, CPA
 Agency Chief Accountant
 Date: 30/Jan/2017

Approved By:


JUARLITO V. GARCINES, PhD
 Head of Agency/Department Secretary
 Date: Jan. 30, 2017

MONTHLY REPORT OF DISBURSEMENTS
For the month of December, 2016

| Department: State Universities and Colleges (SUCs) | | | | | | | | | | | | | | | | | Agency: Agusan del Sur State College of Agriculture and Technology | | | | Operating Unit: N/A | | | | | | | |
|--|---------------------|---------------|----------|--------------|---------------|-------------------------------|------------|----------|------------|------------|---------------------------------|------|----------|----|-----------|------------|--|--------------|-------|----|---------------------|--------------|---------------|----------|--------------|---------------|-------|----|
| Organization Code (UACS): 081040000000 | | | | | | | | | | | | | | | | | Fund Cluster: 01 - Regular Agency Fund | | | | | | | | | | | |
| PARTICULARS | CURRENT YEAR BUDGET | | | | | PRIOR YEAR'S ACCOUNTS PAYABLE | | | | | CURRENT YEAR'S ACCOUNTS PAYABLE | | | | | SUB-TOTAL | TRUST LIABILITIES | | | | GRAND TOTAL | | | | REMARKS | | | |
| | PS | MOOE | Fls. Exp | CO | TOTAL | PS | MOOE | Fls. Exp | CO | Sub-Total | PS | MOOE | Fls. Exp | CO | Sub-Total | | TOTAL | PS | MOOE | CO | TOTAL | PS | MOOE | Fls. Exp | | CO | TOTAL | |
| | 1 | 2 | 3 | 4 | 5 | 6=2+3+4+5 | 7 | 8 | 9 | 10 | 11=7+8+9+10 | 12 | 13 | 14 | 15 | | 16=12+13+14+15 | 17=11+16 | 18=17 | 19 | 20 | 21 | 22=19+20+21 | 23 | | 24 | 25 | 26 |
| Notice of Cash Allocation (NCA) | 2,944,720.31 | 11,554,754.54 | | 3,174,000.50 | 17,673,475.35 | 11,054.28 | 297,417.15 | | 308,471.43 | | | | | | | 308,471.43 | 17,981,946.78 | | | | | 2,944,720.31 | 11,565,808.82 | | 3,471,417.65 | 17,981,946.78 | | |
| MDS Checks Issued | 939,657.69 | 8,542,298.59 | | | 9,481,956.28 | | | | 297,417.15 | 308,471.43 | | | | | | | 939,657.69 | 8,553,262.87 | | | | 2,995,062.62 | 3,012,545.95 | | 3,174,000.50 | 8,191,609.07 | | |
| Advice to Debit Accountant | 2,005,062.62 | 3,012,545.95 | | 3,174,000.50 | 8,191,609.07 | | | | | | | | | | | | | | | | | | | | | | | |
| Notice of Transfer of Allocation (NTA) | | | | | | | | | | | | | | | | | | | | | | | | | | | | |
| MDS Checks Issued | | | | | | | | | | | | | | | | | | | | | | | | | | | | |
| Advice to Debit Accountant | | | | | | | | | | | | | | | | | | | | | | | | | | | | |
| Working Fund (NCA issued to BTr) | | | | | | | | | | | | | | | | 17,768.57 | 466,234.74 | | | | | 192,034.91 | 12,903.10 | | 261,296.73 | 466,234.74 | | |
| Tax Remittance Advice Issued (TRA) | 192,034.91 | 12,277.38 | | 244,153.88 | 448,466.17 | | 625.72 | | 17,142.85 | 17,768.57 | | | | | | | | | | | | | | | | | | |
| Cash Disbursement Calling (CDC) | | | | | | | | | | | | | | | | | | | | | | | | | | | | |
| Non-Cash Availment Authority (NCAA) | | | | | | | | | | | | | | | | | | | | | | | | | | | | |
| Others (CDT, BTr, Docu Stamp, etc.) | | | | | | | | | | | | | | | | | | | | | | | | | | | | |

Summary

| PARTICULARS | PREVIOUS REPORT | CURRENT MONTH | AS OF DATE |
|--|-----------------|-----------------|-----------------|
| (1) | (2) | (3) | (4) |
| Total Disbursement Authorities Received | | | |
| NCA | 61,385,557.00 | 6,701,000.00 | 68,086,557.00 |
| Working Fund | | | |
| TRA | 2,393,121.91 | 466,234.74 | 2,859,356.65 |
| CDC | | | |
| NCAA | | | |
| Others (CDT, BTr, Docu Stamp, etc.) | | | |
| Less: Notice of Transfer Allocations (NTA)* issued | | | |
| Total Disbursements Authorities Available | 63,778,678.91 | 7,167,234.74 | 70,945,913.65 |
| Less: | | | |
| Lapsed NCA | 64 | | 64 |
| Disbursements | 52,497,623.20 | 18,448,181.52 | 70,945,804.72 |
| Balance of Disbursements Authorities as of to date | 11,281,055.07 | (11,280,946.78) | 108.29 |
| Total Disbursements Program | | | |
| Less: * Actual Disbursements | | 18,448,181.52 | 18,448,181.52 |
| (Over)/Under spending- | | (18,448,181.52) | (18,448,181.52) |

Certified Correct:

JOY C. CADISORANO, CPA

Agency Chief Accountant

Date: 04/Jan/2017

Approved By:

JUARI LITO V. GARCINES, PhD

Head of Agency or Authorized Representative

Date: 04/Jan/2017

MONTHLY REPORT OF DISBURSEMENTS
For the month of November, 2016

| Department: State Universities and Colleges (SUCs) | | | | | Agency: Agusan del Sur State College of Agriculture and Technology | | | | | | | | | | Operating Unit: N/A | | | | | | | | | | | | | |
|--|---------------------|------------|----------|--------------|--|-------------------------------|-----------|----------|-----------|---------------|----|------|----------|----|---------------------|---------------|-------------------|----|------|----|---------------|------------|------|----------|--------------|------------------|-------|--|
| Organization Code (UACS): 08104000000 | | | | | Fund Cluster: 01 - Regular Agency Fund | | | | | | | | | | | | | | | | | | | | | | | |
| PARTICULARS | CURRENT YEAR BUDGET | | | | | PRIOR YEAR'S ACCOUNTS PAYABLE | | | | | | | | | | SUB-TOTAL | TRUST LIABILITIES | | | | GRAND TOTAL | | | | | REMARKS | | |
| | PS | MOOE | Fla. Exp | CO | TOTAL | PS | MOOE | Fla. Exp | CO | Sub-Total | PS | MOOE | Fla. Exp | CO | Sub-Total | | TOTAL | PS | MOOE | CO | TOTAL | PS | MOOE | Fla. Exp | CO | | TOTAL | |
| 1 | 2 | 3 | 4 | 5 | 6=(2+3+4+5) | 7 | 8 | 9 | 10 | 11=(7+8+9+10) | 12 | 13 | 14 | 15 | 16=(12+13+14+15) | 17=(11+16) | 18=(17) | 19 | 20 | 21 | 22=(19+20+21) | 23 | 24 | 25 | 26 | 27=(23+24+25+26) | 28 | |
| Notice of Cash Allocation (NCA) | 4,986,554.60 | 533,290.06 | | 4,645,408.30 | 10,165,252.96 | | 84,137.50 | | 92,276.79 | 176,414.29 | | | | | 176,414.29 | 10,341,667.25 | | | | | 4,996,554.60 | 617,427.56 | | | 4,737,685.09 | 10,341,667.25 | | |
| MDS Checks Issued | 3,140,668.81 | 295,993.07 | | | 3,436,661.88 | | 84,137.50 | | 92,276.79 | 176,414.29 | | | | | 176,414.29 | 3,613,076.17 | | | | | 3,140,668.81 | 380,130.57 | | | 92,276.79 | 3,613,076.17 | | |
| Advice to Debit Account | 1,845,885.79 | 237,296.99 | | 4,645,408.30 | 6,728,591.08 | | | | | | | | | | | 6,728,591.08 | | | | | 1,845,885.79 | 237,296.99 | | | 4,645,408.30 | 6,728,591.08 | | |
| Notice of Transfer of Allocation (NTA) | | | | | | | | | | | | | | | | | | | | | | | | | | | | |
| MDS Checks Issued | | | | | | | | | | | | | | | | | | | | | | | | | | | | |
| Advice to Debit Account | | | | | | | | | | | | | | | | | | | | | | | | | | | | |
| Working Fund (NCA issued to BTr) | | | | | | | | | | | | | | | | | | | | | | | | | | | | |
| Tax Remittance Advices Issued (TRA) | 274,621.33 | 8,599.11 | | 357,345.67 | 640,566.11 | | 4,762.50 | | 5,223.21 | 9,985.71 | | | | | 9,985.71 | 650,551.82 | | | | | 274,621.33 | 13,361.61 | | | 362,568.88 | 650,551.82 | | |
| Cash Disbursement Ceiling (CDC) | | | | | | | | | | | | | | | | | | | | | | | | | | | | |
| Non-Cash Availment Authority (NCAA) | | | | | | | | | | | | | | | | | | | | | | | | | | | | |
| Others (CDT, BTr Doce Stamp, etc.) | | | | | | | | | | | | | | | | | | | | | | | | | | | | |

Summary


| PARTICULARS | PREVIOUS REPORT | CURRENT MONTH | AS OF DATE |
|--|-----------------|-----------------|-----------------|
| (1) | (2) | (3) | (4) |
| Total Disbursement Authorities Received | | | |
| NCA | 46,249,371.00 | 15,136,180.00 | 61,385,551.00 |
| Working Fund | | | |
| TRA | 1,742,570.09 | 650,551.82 | 2,393,121.91 |
| CDC | | | |
| NCAA | | | |
| Others (CDT, BTr Doce Stamp, etc.) | | | |
| Less: Notice of Transfer Allocations (NTA)* issued | | | |
| Total Disbursements Authorities Available | 47,991,941.09 | 15,786,737.82 | 63,778,678.91 |
| Less | | | |
| Lapsed NCA | | | |
| Disbursements | 41,505,404.13 | 10,992,219.07 | 52,497,623.20 |
| Balance of Disbursements Authorities as of date | 6,486,536.96 | 4,794,518.75 | 11,281,055.71 |
| Total Disbursements Program | | | |
| Less: * Actual Disbursements | | 10,992,219.07 | 10,992,219.07 |
| (Over)/Under spending- | | (10,992,219.07) | (10,992,219.07) |

Certified Correct:


JOY C. CASTRANO, CPA
Agency Chief Accountant

Date: Dec. 9, 2016

Approved By:


JUARLITO V. GARCINES, PhD
Head of Agency or Authorized Representative
Date: Dec. 9, 2017

MONTHLY REPORT OF DISBURSEMENTS
For the month of October, 2016

| Department: State Universities and Colleges (SUCs) | | | | | Agency: Agusan del Sur State College of Agriculture and Technology | | | | | | | | | | Operating Unit: N/A | | | | | | | | | | | | | | | |
|---|---------------------|--------------|----------|----|---|-------------------------------|---|---|----|-------------|---------------------------------|----|----|----|----------------------------|------------|-------------------|------|----|-------|---------------|------|----------|----|-------|------------------|--------------|--|--|--------------|
| Organization Code (UACS): 08104000000 | | | | | Fund Cluster: 01 - Regular Agency Fund | | | | | | | | | | | | | | | | | | | | | | | | | |
| PARTICULARS | CURRENT YEAR BUDGET | | | | | PRIOR YEAR'S BUDGET | | | | | | | | | | SUB-TOTAL | TRUST LIABILITIES | | | | GRAND TOTAL | | | | | REMARKS | | | | |
| | PS | MOOE | Fin. Exp | CO | TOTAL | PRIOR YEAR'S ACCOUNTS PAYABLE | | | | | CURRENT YEAR'S ACCOUNTS PAYABLE | | | | | | PS | MOOE | CO | TOTAL | PS | MOOE | Fin. Exp | CO | TOTAL | | | | | |
| | | | | | | 7 | 8 | 9 | 10 | 11=7+8+9+10 | 12 | 13 | 14 | 15 | 16=(12+13+14+15) | | | | | | | | | | | | 17=(11+16) | | | |
| 1 | 2 | 3 | 4 | 5 | 6=(2+3+4+5) | 7 | 8 | 9 | 10 | 11=7+8+9+10 | 12 | 13 | 14 | 15 | 16=(12+13+14+15) | 17=(11+16) | 18=(6+17) | 19 | 20 | 21 | 22=(19+20+21) | 23 | 24 | 25 | 26 | 27=(23+24+25+26) | 28 | | | |
| Notice of Cash Allocation (NCA) | 2,360,821.31 | 2,928,642.37 | | | 5,289,463.68 | | | | | | | | | | | | 5,289,463.68 | | | | | | | | | 2,360,821.31 | 2,928,642.37 | | | 5,289,463.68 |
| MDS Checks Issued | 508,841.36 | 2,825,130.33 | | | 3,333,971.69 | | | | | | | | | | | | 3,333,971.69 | | | | | | | | | 508,841.36 | 2,825,130.33 | | | 3,333,971.69 |
| Advice to Debit Account | 1,851,979.95 | 103,511.84 | | | 1,955,491.79 | | | | | | | | | | | | 1,955,491.79 | | | | | | | | | 1,851,979.95 | 103,511.84 | | | 1,955,491.79 |
| Notice of Transfer of Allocations (NTA) | | | | | | | | | | | | | | | | | | | | | | | | | | | | | | |
| MDS Checks Issued | | | | | | | | | | | | | | | | | | | | | | | | | | | | | | |
| Advice to Debit Account | | | | | | | | | | | | | | | | | | | | | | | | | | | | | | |
| Working Fund (NCA issued to BTr) | | | | | | | | | | | | | | | | | | | | | | | | | | | | | | |
| Tax Remittance Advice Issued (TRA) | 276,927.81 | 2,133.13 | | | 279,060.94 | | | | | | | | | | | | 279,060.94 | | | | | | | | | 276,927.81 | 2,133.13 | | | 279,060.94 |
| Cash Disbursement Calling (CDC) | | | | | | | | | | | | | | | | | | | | | | | | | | | | | | |
| Non-Cash Availment Authority (NCAA) | | | | | | | | | | | | | | | | | | | | | | | | | | | | | | |
| Others (CMT, BTr Dues Stamp, etc.) | | | | | | | | | | | | | | | | | | | | | | | | | | | | | | |

Summary

| PARTICULARS | PREVIOUS REPORT | CURRENT MONTH | AS OF DATE |
|--|-----------------|----------------|----------------|
| (1) | (2) | (3) | (4) |
| Total Disbursement Authorities Received | | | |
| NCA | 34,473,371.00 | 11,776,000.00 | 46,249,371.00 |
| Working Fund | | | |
| TRA | 1,463,509.15 | 279,060.94 | 1,742,570.09 |
| CDC | | | |
| NCAA | | | |
| Others (CMT, BTr Dues Stamp, etc.) | | | |
| Less: Notice of Transfer Allocations (NTA)* issued | | | |
| Total Disbursements Authorities Available | 35,936,880.15 | 12,055,060.94 | 47,991,941.09 |
| Less: | | | |
| - Lapsed NCA | 407,714.55 | | 407,714.55 |
| Disbursements | 35,529,164.96 | 5,568,524.62 | 41,097,689.58 |
| Balance of Disbursements Authorities as of date | .64 | 6,486,536.32 | 6,486,536.96 |
| Total Disbursements Program | | | |
| Less: * Actual Disbursements | | 5,568,524.62 | 5,568,524.62 |
| (Over/Under spending- | | (5,568,524.62) | (5,568,524.62) |


Certified Correct:


JOY C. CAPISTRANO, CPA

Agency Chief Accountant

Date: 30/Jan/2017

Approved By:


JUARLITO V. GARCINES, PhD

Head of Agency or Authorized Representative

Date: Jan. 30, 2017

MONTHLY REPORT OF DISBURSEMENTS
For the Month of September, 2016

Department : State Universities and Colleges
 Agency : Agusan del Sur State College of Agriculture and Technology (ASSCAT)
 Operating Unit :
 Organization Code (UACS) : 08-104-00-000
 Funding Source Code (as clustered): 01-1-01-101

| PARTICULARS | CURRENT YEAR BUDGET | | | | | PRIOR YEAR'S BUDGET | | | | | | | | | | SUB-TOTAL | TRUST LIABILITIES | | | | GRAND TOTAL | | | | | Remarks | | |
|-------------------------------------|---------------------|---------------------|----------|---------------------|----------------------|-------------------------------|------|----------|----|---------------|------------------------------|------|----------|----|------------------|-----------|-------------------|------|----|-------|---------------|---------------------|---------------------|----|---------------------|----------------------|--------------|------|
| | PS | MOOE | Fin. Exp | CO | TOTAL | PRIOR YEAR'S ACCOUNTS PAYABLE | | | | | CURRENT YEAR'S ACCOUNTS PAYA | | | | | | PS | MOOE | CO | TOTAL | PS | MOOE | Fin. Exp | CO | TOTAL | | | |
| | | | | | | PS | MOOE | Fin. Exp | CO | Sub-Total | PS | MOOE | Fin. Exp | CO | Sub-Total | | | | | | | | | | | | PS | MOOE |
| 1 | 2 | 3 | 4 | 5 | 6=(2+3+4+5) | 7 | 8 | 9 | 10 | 11=(7+8+9+10) | 12 | 13 | 14 | 15 | 16=(12+13+14+15) | 17=(6+17) | 18 | 19 | 20 | 21 | 22=(19+20+21) | 23 | 24 | 25 | 26 | 27=(23+24+25+26) | 28 | |
| Notice of Cash Allocation (NCA) | | | | | | | | | | | | | | | | | | | | | | | | | | | | |
| MDS Checks Issued | 2,291,678.40 | 3,308,098.81 | | | 5,599,777.21 | | | | | | | | | | | | | | | | | 2,291,678.40 | 3,308,098.81 | | | | 5,599,777.21 | |
| Advice to Debit Account | 1,876,302.59 | 1,291,434.33 | | 5,508,963.27 | 8,676,700.19 | | | | | | | | | | | | | | | | | 1,876,302.59 | 1,291,434.33 | | 5,508,963.27 | 8,676,700.19 | | |
| Working Fund (NCA Issued to BTr) | | | | | | | | | | | | | | | | | | | | | | | | | | | | |
| Tax Remittance Advices Issued (TRA) | 262,026.81 | 66,937.35 | | 236,662.23 | 565,626.39 | | | | | | | | | | | | | | | | | 262,026.81 | 66,937.35 | | 236,662.23 | 565,626.39 | | |
| Cash Disbursement Calling (CDC) | | | | | | | | | | | | | | | | | | | | | | | | | | | | |
| Non-Cash Availment Authority (NCAA) | | | | | | | | | | | | | | | | | | | | | | | | | | | | |
| Others (CDT, BTr Docs Stamp, etc.) | | | | | | | | | | | | | | | | | | | | | | | | | | | | |
| TOTAL | 4,430,007.80 | 4,666,470.49 | | 5,745,625.50 | 14,842,103.79 | | | | | | | | | | | | | | | | | 4,430,007.80 | 4,666,470.49 | | 5,745,625.50 | 14,842,103.79 | | |

SUMMARY:

| | Previous Report (August) | This Month (September) | As of Date | | Previous Report (August) | This Month (September) | As of Date |
|---|--------------------------|------------------------|----------------------|------------------------------|--------------------------|------------------------|---------------|
| Total Disbursement Authorities Received | | | | Total Disbursements Program | 22,100,882.76 | 13,836,997.39 | 35,936,880.15 |
| NCA | 21,203,000.00 | 13,270,371.00 | 34,473,371.00 | Less: * Actual Disbursements | 20,687,081.17 | 14,842,103.79 | 35,529,164.96 |
| Working Fund | | | | (Over)/Under spending | 1,413,821.59 | (1,006,106.40) | 407,715.19 |
| TRA | 897,882.76 | 565,626.39 | 1,463,508.15 | | | | |
| CDC/NCAA | | | | | | | |
| Others (CDT, BTr Docs Stamp, etc.) | | | | | | | |
| Less: Notice of Transfer Allocations (NTA)* issued | | | | | | | |
| Total Disbursements Authorities Available | 22,100,882.76 | 13,836,997.39 | 35,936,880.15 | | | | |
| Less: Lapsed NCA | | | | | | | |
| Disbursements * | 20,687,081.17 | 14,842,103.79 | 35,529,164.96 | | | | |
| Balance of Disbursements Authorities as of to date | 1,413,821.59 | (1,006,106.40) | 407,715.19 | | | | |

Notes: The use of NTA is discouraged
* Amounts should tally

Certified Correct:

JOY C. CAPISTRANO
 QIC, Accounting Office
 Date: October 7, 2016

Approved By:

JUARLITO V. GARCINES
 SUC President II
 Date: October 7, 2016

MONTHLY REPORT OF DISBURSEMENTS
For the Month of August, 2016

Department : State Universities and Colleges
 Agency : Agusan del Sur State College of Agriculture and Technology (ASSCAT)
 Operating Unit :
 Organization Code (UACS) : 08-104-00-000
 Funding Source Code (as clustered): 01-1-01-101

| PARTICULARS | CURRENT YEAR BUDGET | | | | | PRIOR YEAR'S BUDGET | | | | | | | | | | SUB-TOTAL | TRUST LIABILITIES | | | | GRAND TOTAL | | | | | Remarks |
|-------------------------------------|---------------------|---------------------|----------|---------------------|----------------------|-------------------------------|------|----------|----|---------------|---------------------------------|------|----------|----|------------------|-----------|-------------------|------|----|---------------|---------------------|---------------------|----------|---------------------|----------------------|---------|
| | PS | MOOE | Fin. Exp | CO | TOTAL | PRIOR YEAR'S ACCOUNTS PAYABLE | | | | | CURRENT YEAR'S ACCOUNTS PAYABLE | | | | | | PS | MOOE | CO | TOTAL | PS | MOOE | Fin. Exp | CO | TOTAL | |
| | | | | | | PS | MOOE | Fin. Exp | CO | Sub-Total | PS | MOOE | Fin. Exp | CO | Sub-Total | | | | | | | | | | | |
| 1 | 2 | 3 | 4 | 5 | 6=(2+3+4+5) | 7 | 8 | 9 | 10 | 11=(7+8+9+10) | 12 | 13 | 14 | 15 | 16=(12+13+14+15) | 18=(6+17) | 19 | 20 | 21 | 22=(19+20+21) | 23 | 24 | 25 | 26 | 27=(23+24+25+26) | 28 |
| Notice of Cash Allocation (NCA) | | | | | | | | | | | | | | | | | | | | | | | | | | |
| MDS Checks Issued | 665,728.36 | 8,516,790.97 | | | 9,182,519.33 | | | | | - | | | | | | | | | | | 665,728.36 | 8,516,790.97 | | | 9,182,519.33 | |
| Advice to Debit Account | 1,844,639.98 | 43,213.67 | | 4,614,913.35 | 6,502,767.00 | | | | | - | | | | | | | | | | | 1,844,639.98 | 43,213.67 | | 4,614,913.35 | 6,502,767.00 | |
| Working Fund (NCA Issued to BTR) | | | | | | | | | | | | | | | | | | | | | | | | | | |
| Tax Remittance Advices issued (TRA) | 265,578.23 | 755.67 | | 354,993.33 | 621,327.23 | | | | | - | | | | | | | | | | | 265,578.23 | 755.67 | | 354,993.33 | 621,327.23 | |
| Cash Disbursement Ceiling (CDC) | | | | | | | | | | | | | | | | | | | | | | | | | | |
| Non-Cash Availment Authority (NCAA) | | | | | | | | | | | | | | | | | | | | | | | | | | |
| Others (CDT, BTR Docs Stamp, etc.) | | | | | | | | | | | | | | | | | | | | | | | | | | |
| TOTAL | 2,775,946.57 | 8,560,760.31 | | 4,989,906.68 | 16,306,613.56 | | | | | | | | | | | | | | | | 2,775,946.57 | 8,560,760.31 | | 4,989,906.68 | 16,306,613.56 | |

SUMMARY:

| | <u>Previous Report (July)</u> | <u>This Month (August)</u> | <u>As of Date</u> | | <u>Previous Report (July)</u> | <u>This Month (August)</u> | <u>As of Date</u> |
|---|-------------------------------|----------------------------|----------------------|------------------------------|-------------------------------|----------------------------|---------------------|
| Total Disbursement Authorities Received | | | | Total Disbursements Program | 5,636,555.53 | 16,464,327.23 | 22,100,882.76 |
| NCA | 5,360,000.00 | 15,843,000.00 | 21,203,000.00 | Less: * Actual Disbursements | 4,380,447.61 | 16,306,613.56 | 20,887,061.17 |
| Working Fund | | | | (Over)/Under spending | <u>1,256,107.92</u> | <u>157,713.67</u> | <u>1,413,821.59</u> |
| TRA | 276,555.53 | 621,327.23 | 897,882.76 | | | | |
| CDC/NCAA | | | | | | | |
| Others (CDT, BTR Docs Stamp, etc.) | | | | | | | |
| Less: Notice of Transfer Allocations (NTA)* Issued | | | | | | | |
| Total Disbursements Authorities Available | 5,636,555.53 | 16,464,327.23 | 22,100,882.76 | | | | |
| Less: Lapsed NCA | | | | | | | |
| Disbursements * | 4,380,447.61 | 16,306,613.56 | 20,887,061.17 | | | | |
| Balance of Disbursements Authorities as of to date | 1,256,107.92 | 157,713.67 | 1,413,821.59 | | | | |

Notes: The use of NTA is discouraged
* Amounts should tally

Certified Correct:

JOY C. CAPISTRANO
OIC/Accounting Office
Date: September 6, 2016

Approved By:

JUARLITO V. GARCINES
SUC President II
Date: September 6, 2016

MONTHLY REPORT OF DISBURSEMENTS
For the Month of July, 2016

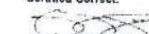
Department : State Universities and Colleges
 Agency : Agusan del Sur State College of Agriculture and Technology (ASSCAT)
 Operating Unit :
 Organization Code (UACS) : 08-104-00-000
 Funding Source Code (as clustered): 01-1-01-101


| PARTICULARS | CURRENT YEAR BUDGET | | | | | PRIOR YEAR'S BUDGET | | | | | | | | | | SUB-TOTAL | TRUST LIABILITIES | | | | GRAND TOTAL | | | | | Remarks |
|-------------------------------------|---------------------|---------------------|----------|----|---------------------|-------------------------------|------|----------|----|-------------------|---------------------------------|------|----------|----|------------------|-----------|-------------------|------|----|---------------|---------------------|---------------------|----------|----|---------------------|---------|
| | PS | MOOE | Fin. Exp | CO | TOTAL | PRIOR YEAR'S ACCOUNTS PAYABLE | | | | | CURRENT YEAR'S ACCOUNTS PAYABLE | | | | | | PS | MOOE | CO | TOTAL | PS | MOOE | Fin. Exp | CO | TOTAL | |
| | | | | | | PS | MOOE | Fin. Exp | CO | Sub-Total | PS | MOOE | Fin. Exp | CO | Sub-Total | | | | | | | | | | | |
| 1 | 2 | 3 | 4 | 5 | 6=(2+3+4+5) | 7 | 8 | 9 | 10 | 11=(7+8+9+10) | 12 | 13 | 14 | 15 | 16=(12+13+14+15) | 18=(6+17) | 19 | 20 | 21 | 22=(19+20+21) | 23 | 24 | 25 | 26 | 27=(23+24+25+26) | 28 |
| Notice of Cash Allocation (NCA) | | | | | | | | | | | | | | | | | | | | | | | | | | |
| MDS Checks Issued | 455,931.71 | 644,971.80 | | | 1,100,903.51 | | | | | | | | | | | | | | | | 455,931.71 | 644,971.80 | | | 1,100,903.51 | |
| Advice to Debit Account | 2,019,244.54 | 871,744.91 | | | 2,890,989.45 | 111,999.12 | | | | 111,999.12 | | | | | | | | | | | 2,131,243.66 | 871,744.91 | | | 3,002,988.57 | |
| Working Fund (NCA issued to BTr) | | | | | | | | | | | | | | | | | | | | | | | | | | |
| Tax Remittance Advices Issued (TRA) | 266,970.51 | 9,585.02 | | | 276,555.53 | | | | | | | | | | | | | | | | 266,970.51 | 9,585.02 | | | 276,555.53 | |
| Cash Disbursement Ceiling (CDC) | | | | | | | | | | | | | | | | | | | | | | | | | | |
| Non-Cash Availment Authority (NCAA) | | | | | | | | | | | | | | | | | | | | | | | | | | |
| Others (CDT, BTr Docs Stamp, etc.) | | | | | | | | | | | | | | | | | | | | | | | | | | |
| TOTAL | 2,742,146.76 | 1,526,301.73 | | | 4,268,448.49 | | | | | 111,999.12 | | | | | | | | | | | 2,854,145.88 | 1,526,301.73 | | | 4,380,447.61 | |

SUMMARY:

| | | | | | | | |
|---|-------------------------------|--------------------------|----------------------|------------------------------|-------------------------------|--------------------------|----------------------|
| | <u>Previous Report (June)</u> | <u>This Month (July)</u> | <u>As of Date</u> | | <u>Previous Report (June)</u> | <u>This Month (July)</u> | <u>As of Date</u> |
| Total Disbursement Authorities Received | | | | Total Disbursements Program | 81,337,179.16 | 5,636,555.53 | 86,973,734.69 |
| NCA | 79,328,460.00 | 5,360,000.00 | 84,688,460.00 | Less: * Actual Disbursements | 65,640,182.08 | 4,380,447.61 | 70,020,629.69 |
| Working Fund | | | | (Over)/Under spending | <u>15,696,997.08</u> | <u>1,256,107.92</u> | <u>16,953,105.00</u> |
| TRA | 2,008,719.16 | 276,555.53 | 2,285,274.69 | | | | |
| CDC/NCAA | | | | | | | |
| Others (CDT, BTr Docs Stamp, etc.) | | | | | | | |
| Less: Notice of Transfer Allocations (NTA)* issued | | | | | | | |
| Total Disbursements Authorities Available | 81,337,179.16 | 5,636,555.53 | 86,973,734.69 | | | | |
| Less: Lapsed NCA | 19,012,994.54 | | | | | | |
| Disbursements * | 46,627,187.54 | 4,380,447.61 | 70,020,629.69 | | | | |
| Balance of Disbursements Authorities as of to date | 15,696,997.08 | 1,256,107.92 | 16,953,105.00 | | | | |

Notes: The use of NTA is discouraged
* Amounts should tally

Certified Correct:

 JOY C. CAPISTRANO
 OIC, Accounting Office
 Date: August 1, 2016

Approved By:

 JUARLITO V. GARCINES
 SUC President II
 Date: August 1, 2016

MONTHLY REPORT OF DISBURSEMENTS
For the Month of June, 2016


Department : State Universities and Colleges
 Agency : Agusan del Sur State College of Agriculture and Technology (ASSCAT)
 Operating Unit : Agusan del Sur State College of Agriculture and Technology (ASSCAT)
 Organization Code (UACS) : 08-104-00-000
 Funding Source Code (as clustered): 01-1-01-101


| PARTICULARS | CURRENT YEAR BUDGET | | | | | PRIOR YEAR'S BUDGET | | | | | | | | | | SUB-TOTAL | TRUST LIABILITIES | | | | GRAND TOTAL | | | | | Remarks | |
|-------------------------------------|---------------------|---------------------|----------|---------------------|---------------------|-------------------------------|------------------|----------|----|------------------|------------------------------|------|----------|----|------------------|-----------|-------------------|------|----|---------------|---------------------|---------------------|----------|----|------------------|---------------------|---------------------|
| | PS | MOOE | Fin. Exp | CO | TOTAL | PRIOR YEAR'S ACCOUNTS PAYABLE | | | | | CURRENT YEAR'S ACCOUNTS PAYA | | | | | | PS | MOOE | CO | TOTAL | PS | MOOE | Fin. Exp | CO | TOTAL | | |
| | | | | | | PS | MOOE | Fin. Exp | CO | Sub-Total | PS | MOOE | Fin. Exp | CO | Sub-Total | | | | | | | | | | | | 16=(6+17) |
| 1 | 2 | 3 | 4 | 5 | 8=(2+3+4+5) | 7 | 8 | 9 | 10 | 11=(7+8+9+10) | 12 | 13 | 14 | 15 | 16=(12+13+14+15) | 16=(6+17) | 19 | 20 | 21 | 22=(19+20+21) | 23 | 24 | 25 | 26 | 27=(23+24+25+26) | 28 | |
| Notice of Cash Allocation (NCA) | | | | | | | | | | | | | | | | | | | | | | | | | | | |
| MDS Checks Issued | 496,550.18 | 3,049,082.84 | | | 3,545,633.02 | | 57,973.42 | | | 57,973.42 | | | | | | | | | | | 496,550.18 | 3,107,056.26 | | | | 3,603,606.44 | |
| Advice to Debit Account | 1,763,619.14 | 294,119.18 | | 3,313,271.12 | 5,371,009.44 | | 8,018.42 | | | 8,018.42 | | | | | | | | | | | 1,763,619.14 | 302,137.60 | | | | 3,313,271.12 | 5,379,027.86 |
| Working Fund (NCA issued to BTr) | | | | | | | | | | | | | | | | | | | | | | | | | | | |
| Tax Remittance Advices issued (TRA) | 243,478.54 | 4,607.12 | | | 248,085.66 | | | | | | | | | | | | | | | | 243,478.54 | 4,607.12 | | | | | 248,085.66 |
| Cash Disbursement Ceiling (CDC) | | | | | | | | | | | | | | | | | | | | | | | | | | | |
| Non-Cash Availment Authority (NCAA) | | | | | | | | | | | | | | | | | | | | | | | | | | | |
| Others (CDT, BTr Docs Stamp, etc.) | | | | | | | | | | | | | | | | | | | | | | | | | | | |
| TOTAL | 2,503,647.86 | 3,347,809.14 | | 3,313,271.12 | 9,164,728.12 | | 65,991.84 | | | 65,991.84 | | | | | | | | | | | 2,503,647.86 | 3,413,800.98 | | | | 3,313,271.12 | 9,230,719.98 |

SUMMARY:

| | <u>Previous Report (May)</u> | <u>This Month (June)</u> | <u>As of Date</u> | | <u>Previous Report (May)</u> | <u>This Month (June)</u> | <u>As of Date</u> |
|---|------------------------------|--------------------------|----------------------|------------------------------|------------------------------|--------------------------|----------------------|
| Total Disbursement Authorities Received | | | | Total Disbursements Program | 59,385,093.50 | 21,952,085.66 | 81,337,179.16 |
| NCA | 57,624,460.00 | 21,704,000.00 | 79,328,460.00 | Less: * Actual Disbursements | 37,480,047.32 | 9,147,140.22 | 46,627,187.54 |
| Working Fund | | | | (Over)/Under spending | <u>21,905,046.18</u> | <u>12,804,945.44</u> | <u>34,709,991.62</u> |
| TRA | 1,760,633.50 | 248,085.66 | 2,008,719.16 | | | | |
| CDC | | | | | | | |
| NCAA | | | | | | | |
| Others (CDT, BTr Docs Stamp, etc.) | | | | | | | |
| Less: Notice of Transfer Allocations (NTA)* issued | | | | | | | |
| Total Disbursements Authorities Available | 59,385,093.50 | 21,952,085.66 | 81,337,179.16 | | | | |
| Less: Lapsed NCA | | 19,012,994.54 | 19,012,994.54 | | | | |
| Disbursements * | 37,480,047.32 | 9,147,140.22 | 46,627,187.54 | | | | |
| Balance of Disbursements Authorities as of to date | 21,905,046.18 | (6,208,049.10) | 15,696,997.08 | | | | |

Notes: The use of NTA is discouraged
 * Amounts should tally

Certified Correct:

 JOY C. CABISTRANO
 OIC, Accounting Office
 Date: July 11, 2016

Approved By:

 JUARLITO V. GARCINES
 SUC President II
 Date: July 11, 2016

MONTHLY REPORT OF DISBURSEMENTS
For the Month of May, 2016

Department : State Universities and Colleges
 Agency : Agusan del Sur State College of Agriculture and Technology (ASSCAT)
 Operating Unit : Agusan del Sur State College of Agriculture and Technology (ASSCAT)
 Organization Code (UACS) : 08-104-00-000
 Funding Source Code (as clustered): 01-1-01-101

| PARTICULARS | CURRENT YEAR BUDGET | | | | | PRIOR YEAR'S BUDGET | | | | | | | | | | SUB-TOTAL | TRUST LIABILITIES | | | | GRAND TOTAL | | | | | Remarks |
|-------------------------------------|---------------------|-------------------|----------|----|---------------------|-------------------------------|-------------------|----------|-------------------|-------------------|----------------------------|------|----------|----|------------------|-----------|-------------------|------|----|---------------|---------------------|---------------------|----------|-------------------|---------------------|---------|
| | PS | MOOE | Fin. Exp | CO | TOTAL | PRIOR YEAR'S ACCOUNTS PAYABLE | | | | | PRIOR YEAR'S ACCOUNTS PAYA | | | | | | PS | MOOE | CO | TOTAL | PS | MOOE | Fin. Exp | CO | TOTAL | |
| | | | | | | PS | MOOE | Fin. Exp | CO | Sub-Total | PS | MOOE | Fin. Exp | CO | Sub-Total | | | | | | | | | | | |
| 1 | 2 | 3 | 4 | 5 | 6=(2+3+4+5) | 7 | 8 | 9 | 10 | 11=(7+8+9+10) | 12 | 13 | 14 | 15 | 16=(12+13+14+15) | 18=(6+17) | 19 | 20 | 21 | 22=(19+20+21) | 23 | 24 | 25 | 26 | 27=(23+24+25+26) | 28 |
| Notice of Cash Allocation (NCA) | | | | | | | | | | | | | | | | | | | | | | | | | | |
| MDS Checks Issued | 525,342.37 | 409,820.51 | | | 935,162.88 | | 88,879.84 | | 94,358.93 | 163,238.77 | | | | | | | | | | | 525,342.37 | 478,700.35 | | 94,358.93 | 1,098,401.65 | |
| Advice to Debit Account | 4,095,086.88 | 546,345.22 | | | 4,641,432.10 | | 44,772.64 | | 64,357.15 | 109,129.79 | | | | | | | | | | | 4,095,086.88 | 591,117.86 | | 64,357.15 | 4,750,561.89 | |
| Working Fund (NCA issued to BTr) | | | | | | | | | | | | | | | | | | | | | | | | | | |
| Tax Remittance Advices Issued (TRA) | 433,853.93 | 16,701.25 | | | 450,555.18 | | | | 8,983.92 | 8,983.92 | | | | | | | | | | | 433,853.93 | 16,701.25 | | 8,983.92 | 459,539.10 | |
| Cash Disbursement Ceiling (CDC) | | | | | | | | | | | | | | | | | | | | | | | | | | |
| Non-Cash Availment Authority (NCAA) | | | | | | | | | | | | | | | | | | | | | | | | | | |
| Others (CDT, BTr Docs Stamp, etc.) | | | | | | | | | | | | | | | | | | | | | | | | | | |
| TOTAL | 5,054,283.18 | 972,866.98 | | | 6,027,150.16 | | 113,652.48 | | 167,700.00 | 281,352.48 | | | | | | | | | | | 5,054,283.18 | 1,086,519.46 | | 167,700.00 | 6,308,502.64 | |

SUMMARY:

| | <u>Previous Report (April)</u> | <u>This Month (May)</u> | <u>As of Date</u> | | <u>Previous Report (April)</u> | <u>This Month (May)</u> | <u>As of Date</u> |
|---|--------------------------------|-------------------------|----------------------|------------------------------|--------------------------------|-------------------------|----------------------|
| Total Disbursement Authorities Received | | | | Total Disbursements Program | 51,073,194.40 | 8,311,899.10 | 59,385,093.50 |
| NCA | 49,772,100.00 | 7,852,360.00 | 57,624,460.00 | Less: * Actual Disbursements | 31,171,544.68 | 6,308,502.64 | 37,480,047.32 |
| Working Fund | | | | (Over)/Under spending | <u>19,901,649.72</u> | <u>2,003,396.46</u> | <u>21,905,046.18</u> |
| TRA | 1,301,094.40 | 459,539.10 | 1,760,633.50 | | | | |
| CDC | | | | | | | |
| NCAA | | | | | | | |
| Others (CDT, BTr Docs Stamp, etc.) | | | | | | | |
| Less: Notice of Transfer Allocations (NTA)* Issued | | | | | | | |
| Total Disbursements Authorities Available | 51,073,194.40 | 8,311,899.10 | 59,385,093.50 | | | | |
| Less: Lapsed NCA | | | | | | | |
| Disbursements * | 31,171,544.68 | 6,308,502.64 | 37,480,047.32 | | | | |
| Balance of Disbursements Authorities as of to date | 19,901,649.72 | 2,003,396.46 | 21,905,046.18 | | | | |

Notes: The use of NTA is discouraged

* Amounts should tally

Certified Correct:

JOY C. CAPISTRANO
O/C, Accounting Office
Date: June 13, 2016

Approved By:

JUARLITO V. GARCINES
SUC President II
Date: June 13, 2016

MONTHLY REPORT OF DISBURSEMENTS
For the Month of April, 2016

Department : State Universities and Colleges
 Agency : Agusan del Sur State College of Agriculture and Technology (ASSCAT)
 Operating Unit : Agusan del Sur State College of Agriculture and Technology (ASSCAT)
 Organization Code (UACS) : 08-104-00-000
 Funding Source Code (as clustered): 01-1-01-101

| PARTICULARS | CURRENT YEAR BUDGET | | | | | PRIOR YEAR'S BUDGET | | | | | | | | | | SUB-TOTAL | TRUST LIABILITIES | | | | GRAND TOTAL | | | | | Remarks |
|-------------------------------------|---------------------|---------------------|----------|----|---------------------|-------------------------------|------------------|----------|-------------------|-------------------|---------------------------------|------|----------|----|------------------|-----------|-------------------|------|----|---------------|---------------------|---------------------|----------|-------------------|---------------------|---------|
| | PS | MOOE | Fin. Exp | CO | TOTAL | PRIOR YEAR'S ACCOUNTS PAYABLE | | | | | CURRENT YEAR'S ACCOUNTS PAYABLE | | | | | | PS | MOOE | CO | TOTAL | PS | MOOE | Fin. Exp | CO | TOTAL | |
| | | | | | | PS | MOOE | Fin. Exp | CO | Sub-Total | PS | MOOE | Fin. Exp | CO | Sub-Total | | | | | | | | | | | |
| 1 | 2 | 3 | 4 | 5 | 6=(2+3+4+5) | 7 | 8 | 9 | 10 | 11=(7+8+9+10) | 12 | 13 | 14 | 15 | 16=(12+13+14+15) | 18=(8+17) | 19 | 20 | 21 | 22=(19+20+21) | 23 | 24 | 25 | 26 | 27=(23+24+25+26) | 28 |
| Notice of Cash Allocation (NCA) | | | | | | | | | | | | | | | | | | | | | | | | | | |
| MDS Checks Issued | 592,689.32 | 746,097.17 | | | 1,338,786.49 | | 53,268.71 | | | 53,268.71 | | | | | | | | | | | 592,689.32 | 799,365.88 | | - | 1,392,025.20 | |
| Advice to Debit Account | 3,512,093.05 | 807,846.49 | | | 4,319,939.55 | | 6,566.57 | | 794,702.12 | 801,268.69 | | | | | | | | | | | 3,512,093.05 | 814,413.06 | | 794,702.12 | 5,121,208.24 | |
| Working Fund (NCA issued to BTr) | | | | | | | | | | | | | | | | | | | | | | | | | | |
| Tax Remittance Advices Issued (TRA) | 347,474.16 | 36,523.81 | | | 383,997.97 | | | | | | | | | | | | | | | | 347,474.16 | 36,523.81 | | - | 383,997.97 | |
| Cash Disbursement Ceiling (CDC) | | | | | | | | | | | | | | | | | | | | | | | | | | |
| Non-Cash Availment Authority (NCAA) | | | | | | | | | | | | | | | | | | | | | | | | | | |
| Others (CDT, BTr Docs Stamp, etc.) | | | | | | | | | | | | | | | | | | | | | | | | | | |
| TOTAL | 4,452,226.54 | 1,590,467.47 | | | 6,042,694.01 | | 59,835.28 | | 794,702.12 | 854,537.40 | | | | | | | | | | | 4,452,226.54 | 1,650,302.75 | | 794,702.12 | 6,897,231.41 | |


SUMMARY:

| | <u>Previous Report (March)</u> | <u>This Month (April)</u> | <u>As of Date</u> | | <u>Previous Report (March)</u> | <u>This Month (April)</u> | <u>As of Date</u> |
|---|--------------------------------|---------------------------|----------------------|------------------------------|--------------------------------|---------------------------|----------------------|
| Total Disbursement Authorities Received | | | | Total Disbursements Program | 44,234,096.43 | 6,830,097.97 | 51,073,194.40 |
| NCA | 43,317,000.00 | 6,455,100.00 | 49,772,100.00 | Less: * Actual Disbursements | 24,274,313.27 | 6,897,231.41 | 31,171,544.68 |
| Working Fund | | | | (Over)/Under spending | <u>19,959,783.16</u> | <u>(58,133.44)</u> | <u>19,901,649.72</u> |
| TRA | 917,096.43 | 383,997.97 | 1,301,094.40 | | | | |
| CDC | | | | | | | |
| NCAA | | | | | | | |
| Others (CDT, BTr Docs Stamp, etc.) | | | | | | | |
| Less: Notice of Transfer Allocations (NTA)* Issued | | | | | | | |
| Total Disbursements Authorities Available | 44,234,096.43 | 6,830,097.97 | 51,073,194.40 | | | | |
| Less: Lapsed NCA | | | | | | | |
| Disbursements * | 24,274,313.27 | 6,897,231.41 | 31,171,544.68 | | | | |
| Balance of Disbursements Authorities as of to date | 19,959,783.16 | (58,133.44) | 19,901,649.72 | | | | |

Notes: The use of NTA is discouraged
* Amounts should tally

Certified Correct:

JOY C. KAPISTRANO
CIC, Accounting Office
Date: May 16, 2016

Approved By:

JUARLITO V. GARCINES
SUC President II
Date: May 16, 2016

MONTHLY REPORT OF DISBURSEMENTS
For the Month of March, 2016

Department : State Universities and Colleges
 Agency : Agusan del Sur State College of Agriculture and Technology (ASSCAT)
 Operating Unit : Agusan del Sur State College of Agriculture and Technology (ASSCAT)
 Organization Code (UACS) : 08-104-00-000
 Funding Source Code (as clustered): 01-1-01-101

| PARTICULARS | CURRENT YEAR BUDGET | | | | | PRIOR YEAR'S BUDGET | | | | | | | | | | SUB-TOTAL | TRUST LIABILITIES | | | | GRAND TOTAL | | | | | Remarks | |
|-------------------------------------|---------------------|---------------------|----------|----|---------------------|-------------------------------|---------------------|----------|---------------------|---------------------|-------------------------------|------|----------|----|------------------|-----------|-------------------|------|----|---------------|---------------------|---------------------|----------|---------------------|---------------------|---------|--|
| | PS | MOOE | Fin. Exp | CO | TOTAL | PRIOR YEAR'S ACCOUNTS PAYABLE | | | | | PRIOR YEAR'S ACCOUNTS PAYABLE | | | | | | PS | MOOE | CO | TOTAL | PS | MOOE | Fin. Exp | CO | TOTAL | | |
| | | | | | | PS | MOOE | Fin. Exp | CO | Sub-Total | PS | MOOE | Fin. Exp | CO | Sub-Total | | | | | | | | | | | | |
| 1 | 2 | 3 | 4 | 5 | 6=(2+3+4+5) | 7 | 8 | 9 | 10 | 11=(7+8+9+10) | 12 | 13 | 14 | 15 | 16=(12+13+14+15) | 18=(6+17) | 19 | 20 | 21 | 22=(19+20+21) | 23 | 24 | 25 | 26 | 27=(23+24+25+26) | 28 | |
| Notice of Cash Allocation (NCA) | | | | | | | | | | | | | | | | | | | | | | | | | | | |
| MDS Checks Issued | 943,688.89 | 436,725.72 | | | 1,380,414.61 | | 3,436,676.94 | | 1,213,140.54 | 4,649,817.48 | | | | | | | | | | | 943,688.89 | 3,873,402.66 | | 1,213,140.54 | 6,030,232.09 | | |
| Advice to Debit Account | 1,838,386.00 | 602,069.13 | | | 2,440,455.13 | | 36,046.57 | | 796,974.97 | 832,021.54 | | | | | | | | | | | 1,838,386.00 | 638,115.70 | | 796,974.97 | 3,272,476.67 | | |
| Working Fund (NCA issued to BTr) | | | | | | | | | | | | | | | | | | | | | | | | | | | |
| Tax Remittance Advices Issued (TRA) | 322,413.51 | 14,169.14 | | | 336,582.65 | | | | 86,689.14 | 86,689.14 | | | | | | | | | | | 322,413.51 | 14,169.14 | | 86,689.14 | 423,271.79 | | |
| Cash Disbursement Ceiling (CDC) | | | | | | | | | | | | | | | | | | | | | | | | | | | |
| Non-Cash Availment Authority (NCAA) | | | | | | | | | | | | | | | | | | | | | | | | | | | |
| Others (CDT, BTr Docs Stamp, etc.) | | | | | | | | | | | | | | | | | | | | | | | | | | | |
| TOTAL | 3,104,488.40 | 1,052,963.99 | | | 4,157,452.39 | | 3,472,723.51 | | 2,095,804.65 | 5,568,528.16 | | | | | | | | | | | 3,104,488.40 | 4,525,687.50 | | 2,095,804.65 | 9,725,980.55 | | |

SUMMARY:

| | <u>Previous Report (February)</u> | <u>This Month (March)</u> | <u>As of Date</u> | | <u>Previous Report (February)</u> | <u>This Month (March)</u> | <u>As of Date</u> |
|--|-----------------------------------|---------------------------|----------------------|------------------------------|-----------------------------------|---------------------------|----------------------|
| Total Disbursement Authorities Received | | | | Total Disbursements Program | 23,583,824.64 | 20,650,271.79 | 44,234,096.43 |
| NCA | 23,090,000.00 | 20,227,000.00 | 43,317,000.00 | Less: * Actual Disbursements | 14,548,332.72 | 9,725,980.55 | 24,274,313.27 |
| Working Fund | | | | (Over)/Under spending | <u>9,035,491.92</u> | <u>10,924,291.24</u> | <u>19,959,783.16</u> |
| TRA | 493,824.64 | 423,271.79 | 917,096.43 | | | | |
| CDC | | | | | | | |
| NCAA | | | | | | | |
| Others (CDT, BTr Docs Stamp, etc.) | | | | | | | |
| Less: Notice of Transfer Allocations (NTA)* issued | | | | | | | |
| Total Disbursements Authorities Available | <u>23,583,824.64</u> | <u>20,650,271.79</u> | <u>44,234,096.43</u> | | | | |
| Less: Lapsed NCA | | | | | | | |
| Disbursements * | <u>14,548,332.72</u> | <u>9,725,980.55</u> | <u>24,274,313.27</u> | | | | |
| Balance of Disbursements Authorities as of to date | <u>9,035,491.92</u> | <u>10,924,291.24</u> | <u>19,959,783.16</u> | | | | |

Notes: The use of NTA is discouraged
 * Amounts should tally

Certified Correct:

JOY O. CAPINSTRANO
 OIC, Accounting Office
 Date: 19 April 2016

Approved By:

JUARLITO V. GARCINES
 SUC President II
 Date: 12 April 2016

MONTHLY REPORT OF DISBURSEMENTS
For the Month of February, 2016

Department : State Universities and Colleges
 Agency : Agusan del Sur State College of Agriculture and Technology
 Operating Unit : Agusan del Sur State College of Agriculture and Technology
 Organization Code (UACS) : 08-104-00-000
 Funding Source Code (as clustered): 01-1-01-101

| PARTICULARS | CURRENT YEAR BUDGET | | | | | PRIOR YEAR'S BUDGET | | | | | | | | | | SUB-TOTAL | TRUST LIABILITIES | | | | GRAND TOTAL | | | | | Remarks |
|-------------------------------------|---------------------|---------------------|----------|----|---------------------|-------------------------------|---------------------|----------|-------------------|---------------------|---------------------------------|------|----------|----|------------------|-----------|-------------------|--------------|--------------|---------------|---------------------|---------------------|----------|-------------------|---------------------|---------|
| | PS | MOOE | Fin. Exp | CO | TOTAL | PRIOR YEAR'S ACCOUNTS PAYABLE | | | | | CURRENT YEAR'S ACCOUNTS PAYABLE | | | | | | PS | MOOE | CO | TOTAL | PS | MOOE | Fin. Exp | CO | TOTAL | |
| | | | | | | PS | MOOE | Fin. Exp | CO | Sub-Total | PS | MOOE | Fin. Exp | CO | Sub-Total | | | | | | | | | | | |
| 1 | 2 | 3 | 4 | 5 | 6=(2+3+4+5) | 7 | 8 | 9 | 10 | 11=(7+8+9+10) | 12 | 13 | 14 | 15 | 16=(12+13+14+15) | 18=(6+17) | 19 | 20 | 21 | 22=(19+20+21) | 23 | 24 | 25 | 26 | 27=(23+24+25+26) | 28 |
| Notice of Cash Allocation (NCA) | | | | | 1,984,574.75 | | 3,078,393.58 | | 103,350.00 | 3,181,743.58 | | | | | | | | 1,333,745.87 | 3,729,222.46 | | 103,350.00 | | | | 5,165,318.33 | |
| MDS Checks Issued | 1,333,745.87 | 650,826.88 | | | | | | | | | | | | | | | | | | | | | | | | |
| Advice to Debit Account | 169,848.27 | 648,981.32 | | | 818,829.59 | | 102,543.17 | | | 102,543.17 | | | | | | | | 169,848.27 | 751,524.49 | | - | | | | 921,172.76 | |
| Working Fund (NCA issued to BTr) | | | | | - | | | | | - | | | | | | | | | | | | | | | | |
| Tax Remittance Advices Issued (TRA) | 199,806.02 | 15,764.10 | | | 215,570.12 | | 2,860.71 | | 5,850.00 | 8,710.71 | | | | | | | | 199,806.02 | 18,624.81 | | 5,850.00 | | | | 224,280.83 | |
| Cash Disbursement Ceiling (CDC) | | | | | - | | | | | - | | | | | | | | | | | | | | | | |
| Non-Cash Availment Authority (NCAA) | | | | | - | | | | | - | | | | | | | | | | | | | | | | |
| Others (CDT, BTr Docs Stamp, etc.) | | | | | - | | | | | - | | | | | | | | | | | | | | | | |
| TOTAL | 1,703,200.16 | 1,315,574.30 | | | 3,018,774.46 | | 3,183,797.46 | | 109,200.00 | 3,292,997.46 | | | | | | | | | | | 1,703,200.16 | 4,499,371.76 | | 109,200.00 | 6,311,771.92 | |


SUMMARY:

| | Previous Report (January) | This Month (February) | As of Date | | Previous Report (January) | This Month (February) | As of Date |
|--|---------------------------|-----------------------|---------------|------------------------------|---------------------------|-----------------------|---------------|
| Total Disbursement Authorities Received | | | | Total Disbursements Program | 11,789,543.81 | 11,795,280.83 | 23,583,824.64 |
| NCA | 11,519,000.00 | 11,571,000.00 | 23,090,000.00 | Less: * Actual Disbursements | 8,236,560.80 | 6,311,771.92 | 14,548,332.72 |
| Working Fund | | | | (Over)/Under spending | 3,551,983.01 | 5,483,508.91 | 9,035,491.92 |
| TRA | 269,543.81 | 224,280.83 | 493,824.64 | | | | |
| CDC | | | | | | | |
| NCAA | | | | | | | |
| Others (CDT, BTr Docs Stamp, etc.) | | | | | | | |
| Less: Notice of Transfer Allocations (NTA)* issued | | | | | | | |
| Total Disbursements Authorities Available | 11,789,543.81 | 11,795,280.83 | 23,583,824.64 | | | | |
| Less: Lapsed NCA | | | | | | | |
| Disbursements* | 8,236,560.80 | 6,311,771.92 | 14,548,332.72 | | | | |
| Balance of Disbursements Authorities as of to date | 3,551,983.01 | 5,483,508.91 | 9,035,491.92 | | | | |

Notes: The use of NTA is discouraged
* Amounts should tally

Certified Correct

 JOY C. CAPISTRANO
 OIC, Accounting Office
 Date: 12 April 2016

Approved By:

 JUARLITO V. GARCINES
 SUC President II
 Date: 12 April 2016

MONTHLY REPORT OF DISBURSEMENTS
For the Month of January, 2016


Department : State Universities and Colleges
 Agency : Agusan del Sur State College of Agriculture and Technology
 Operating Unit : Agusan del Sur State College of Agriculture and Technology
 Organization Code (UACS) : 08-104-00-000
 Funding Source Code (as clustered): 01-1-01-101


| PARTICULARS | PRIOR YEAR'S BUDGET | | | | | | | | | | | | | | | SUB-TOTAL | TRUST LIABILITIES | | | | GRAND TOTAL | | | | | Remarks |
|-------------------------------------|---------------------|-------------------|----------|----------|---------------------|-------------------------------|---------------------|-----------|-------------------|---------------------|---------------------------------|------|----------|----|------------------|-----------|-------------------|------|----|---------------|---------------------|---------------------|----------|-------------------|---------------------|---------|
| | PS | MOOE | Fin. Exp | CO | TOTAL | PRIOR YEAR'S ACCOUNTS PAYABLE | | | | | CURRENT YEAR'S ACCOUNTS PAYABLE | | | | | | PS | MOOE | CO | TOTAL | PS | MOOE | Fin. Exp | CO | TOTAL | |
| | | | | | | PS | MOOE | Fin. Exp | CO | Sub-Total | PS | MOOE | Fin. Exp | CO | Sub-Total | | | | | | | | | | | |
| 1 | 2 | 3 | 4 | 5 | 6=(2+3+4+5) | 7 | 8 | 9 | 10 | 11=(7+8+9+10) | 12 | 13 | 14 | 15 | 16=(12+13+14+15) | 18=(6+17) | 19 | 20 | 21 | 22=(19+20+21) | 23 | 24 | 25 | 26 | 27=(23+24+25+26) | 28 |
| Notice of Cash Allocation (NCA) | | | | | | | | | | | | | | | | | | | | | | | | | | |
| MDS Checks issued | 1,384,374.24 | 348,139.17 | - | | 1,732,513.41 | 18,891.48 | 3,447,422.65 | | | 3,466,314.13 | | | | | | | | | | | 1,403,265.72 | 3,795,561.82 | | | 5,198,827.54 | |
| Advice to Debit Account | 941,652.21 | 188,584.87 | | | 1,130,237.08 | | 744,442.08 | | 893,510.29 | 1,637,952.37 | | | | | | | | | | | 941,652.21 | 933,026.95 | | 893,510.29 | 2,768,189.45 | |
| Working Fund (NCA issued to BTr) | | | | | | | | | | | | | | | | | | | | | | | | | | |
| Tax Remittance Advices Issued (TRA) | 193,200.22 | 7,609.35 | | | 200,809.57 | | | 68,734.24 | | 68,734.24 | | | | | | | | | | | 193,200.22 | 7,609.35 | | 68,734.24 | 269,543.81 | |
| Cash Disbursement Calling (CDC) | | | | | | | | | | | | | | | | | | | | | | | | | | |
| Non-Cash Availment Authority (NCAA) | | | | | | | | | | | | | | | | | | | | | | | | | | |
| Others (CDT, BTr Docs Stamp, etc.) | | | | | | | | | | | | | | | | | | | | | | | | | | |
| TOTAL | 2,519,226.67 | 544,333.39 | - | - | 3,063,560.06 | 18,891.48 | 4,191,864.73 | | 962,244.53 | 5,173,000.74 | | | | | | | | | | | 2,538,118.15 | 4,736,198.12 | | 962,244.53 | 8,236,560.80 | |

SUMMARY:

| | <u>Previous Report (December)</u> | <u>This Month (January)</u> | <u>As of Date</u> | | <u>Previous Report</u> | <u>This Month (January)</u> | <u>As of Date</u> |
|--|-----------------------------------|-----------------------------|-------------------|------------------------------|------------------------|-----------------------------|-------------------|
| Total Disbursement Authorities Received | | | | Total Disbursements Program | - | 11,788,543.81 | 11,788,543.81 |
| NCA | | 11,519,000.00 | 11,519,000.00 | Less: * Actual Disbursements | - | 8,236,560.80 | 8,236,560.80 |
| Working Fund | | | | (Over)/Under spending | - | 3,551,983.01 | 3,551,983.01 |
| TRA | | 269,543.81 | 269,543.81 | | | | |
| CDC | | | | | | | |
| NCAA | | | | | | | |
| Others (CDT, BTr Docs Stamp, etc.) | | | | | | | |
| Less: Notice of Transfer Allocations (NTA)* issued | | | | | | | |
| Total Disbursements Authorities Available | | 11,788,543.81 | 11,788,543.81 | | | | |
| Less: Lapsed NCA | | | | | | | |
| Disbursements * | | 8,236,560.80 | 8,236,560.80 | | | | |
| Balance of Disbursements Authorities as of to date | | 3,551,983.01 | 3,551,983.01 | | | | |

Notes: The use of NTA is discouraged
 * Amounts should tally

Certified Correct:

 JOY C. CAPISTRANO
 OIC, Accounting Office
 Date: 12 April 2016

Approved By:

 JUARLITO V. GARCINES
 SUC President II
 Date: 12 April 2016