

QUARTERLY PHYSICAL REPORT OF OPERATION

As of December 2015

Department : State Universities and Colleges (SUCs)
 Agency : Agusan del Sur State College of Agriculture and Technology
 Operating Unit : N/A
 Organization Code (UACS) : 08 104 00 00000

x	Current Year Appropriations
	Supplemental Appropriations
	Continuing Appropriations
	Off-Budget Account

Particulars	UACS CODE	Physical Target (Budget Year)				Physical Accomplishments (Budget Year)					Variance as of 3/31/2015	Remarks	
		1st Quarter	2nd Quarter	3rd Quarter	4th Quarter	Total	1st Quarter	2nd Quarter	3rd Quarter	4th Quarter			Total
1	2	3	4	5	6	7=(3+4+5+6)	8	9	10	11	12=(8+9+10+11)	13=12-7	14
Part A													
I. Operations													
MFO 1: HIGHER EDUCATION	301000000												
Total number of graduates Quantity													
Total number of graduates Quality			312			312		382			382	70	
% of total graduates that are in priority courses			100% (312/312)			100% (312/312)		100% (382/382)			100% (382/382)		
Average passing % of licensure exams by the SUC graduates/national ave % passing across all disciplines covered by the SUC		83.58% (23.97/28.68)	81.05% (28.95/35.72)	72.37% (25.41/35.11)	39.56% (12.5/31.59)	76.15% (25.06/32.91)	83.15% (24.87/29.91)	78.33% (24.32/31.05)	41.23% (16.67/40.43)	73.60% (27.21/36.97)	75.93% (25.87/34.07)	-0.22%	SUC overall passing percentage/national passing percentage
% of programmes accredited at: Level 2		100% (9/9)				100% (9/9)				100% (8/8)	100% (8/8)		8 programs were Level III (Phase I) accredited
Timeliness													
% of graduates who finished academic program according to the prescribed timeframe			94.55% (312/330)			94.55% (312/330)			96.95% (382/394)		96.95% (382/394)	2.40%	

QUARTERLY PHYSICAL REPORT OF OPERATION
As of December 2015

Department : State Universities and Colleges (SUCs)
 Agency : Agusan del Sur State College of Agriculture and Technology
 Operating Unit : N/A
 Organization Code (UACS) : 08 104 00 00000

x	Current Year Appropriations
	Supplemental Appropriations
	Continuing Appropriations
	Off-Budget Account

Particulars	UACS CODE	Physical Target (Budget Year)				Physical Accomplishments (Budget Year)					Variance as of 3/31/2015	Remarks	
		1st Quarter	2nd Quarter	3rd Quarter	4th Quarter	Total	1st Quarter	2nd Quarter	3rd Quarter	4th Quarter			Total
1	2	3	4	5	6	7=(3+4+5+6)	8	9	10	11	12=(8+9+10+11)	13=12-7	14
MFO 2: RESEARCH SERVICES	302000000												
Number of research studies to be conducted													
Quantity													
Number of research studies conducted		1	3	3	2	9	1	3	2	3	9		
Quality													
Percentage of research outputs to be presented in local, regional, national or international fora		100% (1/1)	100% (3/3)	100% (3/3)	100%(2/2)	100% (9/9)	100% (1/1)	0	100% (2/2)	100% (6/6)	100% (9/9)		
Timeliness													
Percentage of research projects completed in time		100% (1/1)	100% (3/3)	100% (3/3)	100%(2/2)	100% (9/9)	0	100% (3/3)	100% (3/3)	100% (3/3)	100% (9/9)		
MFO 3: TECHNICAL ADVISORY	303000000												
Number of persons trained weighted by length of training													
Quantity													
Number of persons trained weighted by length of training		3800	3600	3200	200	10800	4712	3960	2760	200	11432	632	Formula: No. of persons trained x no. of days x no. of hours x weight
Quality													
Percentage of trainees/clients who rate services rendered as good or better		95.22% (339/356)	95% (76/80)	95.06% (77/81)	95% (19/20)	95% (511/537)	96.81% (364/376)	96.67% (87/90)	96.67% (87/90)	96% (24/25)	96.54% (562/581)	1.54%	
Timeliness													
Percentage of persons given training or advisory services who rate timeliness of service delivery as good or better		95.22% (339/356)	95% (76/80)	95.06% (77/81)	95% (19/20)	95% (511/537)	96.81% (364/376)	96.67% (87/90)	96.67% (87/90)	96% (24/25)	96.54% (562/581)	1.54%	


QUARTERLY PHYSICAL REPORT OF OPERATION
As of December 2015

Department : State Universities and Colleges (SUCs)
 Agency : Agusan del Sur State College of Agriculture and Technology
 Operating Unit : N/A
 Organization Code (UACS) : 08 104 00 00000


x	Current Year Appropriations
	Supplemental Appropriations
	Continuing Appropriations
	Off-Budget Account

Particulars	UACS CODE	Physical Target (Budget Year)				Physical Accomplishments (Budget Year)					Variance as of 3/31/2015	Remarks	
		1st Quarter	2nd Quarter	3rd Quarter	4th Quarter	Total	1st Quarter	2nd Quarter	3rd Quarter	4th Quarter			Total
1	2	3	4	5	6	7=(3+4+5+6)	8	9	10	11	12=(8+9+10+11)	13=12-7	14
Part B													
Major Programs/Projects													
KRA No. 1 - TRANSPARENCY, ACCOUNTABILITY AND OPEN GOVERNANCE		100%	100%	100%	100%	100%	100%	100%	100%	100%	100%		
KRA No. 2 - POVERTY REDUCTION AND EMPOWERMENT OF THE POOR AND THE VULNERABLE		2	6	4	4	16	0	7	4	5	16		
KRA No. 3 - RAPID, INCLUSIVE AND SUSTAINED ECONOMIC GROWTH		2	2	5	4	13	2	2	5	4	13		
KRA No. 5 - INTEGRITY OF THE ENVIRONMENT AND CLIMATE CHANGE ADAPTATION AND MITIGATION		1	4	5	2	12	1	0	4	7	12		
Program Budgeting													
Risk Resiliency													
Other Major Programs and Projects													
Education Program													
Agricultural Development Program													


Prepared By:


ESTRELLA S. DINOPOL, Ph.D.
 Planning Officer
 Date: January 25, 2016

In coordination with:


GERTRUDES B. JAQUIAS
 Budget Officer III
 Date: January 25, 2016

Approved By:


JUARLITO V. GARCINES, Ph.D.
 SUC President II
 Date: January 25, 2016

QUARTERLY PHYSICAL REPORT OF OPERATION
As of September 2015

Department : State Universities and Colleges (SUCs)
 Agency : Agusan del Sur State College of Agriculture and Technology
 Operating Unit : N/A
 Organization Code (UACS) : 08 104 00 00000

x	Current Year Appropriations
	Supplemental Appropriations
	Continuing Appropriations
	Off-Budget Account

Particulars	UACS CODE	Physical Target (Budget Year)				Physical Accomplishments (Budget Year)					Variance as of 3/31/2015	Remarks	
		1st Quarter	2nd Quarter	3rd Quarter	4th Quarter	Total	1st Quarter	2nd Quarter	3rd Quarter	4th Quarter			Total
1	2	3	4	5	6	7=(3+4+5+6)	8	9	10	11	12=(8+9+10+11)	13=12-7	14
Part A													
I. Operations													
MFO 1: HIGHER EDUCATION SERVICES	301000000												
Total number of graduates													
Quantity													
Total number of graduates			312			312		406			406	94	
Quality													
% of total graduates that are in priority courses			100% (312/312)			100% (312/312)		100% (406/406)			100% (406/406)		
Average passing % of licensure exams by the SUC graduates/national ave % passing across all disciplines covered by the SUC		83.58% (23.97/28.68)	81.05% (28.95/35.72)	72.37% (25.41/35.11)	39.56% (12.5/31.59)	76.15% (25.06/32.91)	83.15% (24.87/29.91)	78.33% (24.32/31.05)	41.23% (16.67/40.43)		80.44% (24.18/30.06)	4.29%	
% of programmes accredited at: Level 2		100% (9/9)				100% (9/9)	100% (9/9)				100% (9/9)		
Timeliness													
% of graduates who finished academic program according to the prescribed timeframe			94.55% (312/330)			94.55% (312/330)		97.13% (406/418)			97.13% (406/418)	2.58%	
MFO 2: RESEARCH SERVICES	302000000												
Number of research studies to be conducted													
Quantity													
Number of research studies conducted		1	3	3	2	9	1	3	2		6	-3	
Quality													
Percentage of research outputs to be presented in local, regional, national or international fora		100% (1/1)	100% (3/3)	100% (3/3)	100%(2/2)	100% (9/9)	100% (1/1)	0	100% (2/2)		100% (3/3)		
Timeliness													
Percentage of research projects completed in time		100% (1/1)	100% (3/3)	100% (3/3)	100%(2/2)	100% (9/9)	0	100% (3/3)	100% (3/3)		100% (6/6)		

QUARTERLY PHYSICAL REPORT OF OPERATION

As of September 2015

Department : State Universities and Colleges (SUCs)
 Agency : Agusan del Sur State College of Agriculture and Technology
 Operating Unit : N/A
 Organization Code (UACS) : 08 104 00 00000

x	Current Year Appropriations
	Supplemental Appropriations
	Continuing Appropriations
	Off-Budget Account

Particulars	UACS CODE	Physical Target (Budget Year)				Physical Accomplishments (Budget Year)					Variance as of 3/31/2015	Remarks	
		1st Quarter	2nd Quarter	3rd Quarter	4th Quarter	Total	1st Quarter	2nd Quarter	3rd Quarter	4th Quarter			Total
1	2	3	4	5	6	7=(3+4+5+6)	8	9	10	11	12=(8+9+10+11)	13=12-7	14
MFO 3: TECHNICAL ADVISORY	303000000												
Number of persons trained weighted by length of training Quantity													
Number of persons trained weighted by length of training		300	200	100	100	700	292	178	1021		1491	791	
Quality													
Percentage of trainees/clients who rate services rendered as good or better		97.71% (342/350)	97.62% (205/210)	92.73% (104/110)	95.45% (105/110)	96.92% (756/780)	97.95% (286/292)	95.51% (170/178)	96.96% (990/1021)		96.98% (1446/1491)	0.06%	
Timeliness													
Percentage of persons given training or advisory services who rate timeliness of service delivery as good or better		98.57% (345/350)	98.57% (207/210)	96.36% (106/110)	93.63% (105/110)	97.82% (763/780)	98.97% (289/292)	96.63% (172/178)	98.14% (1002/1021)		98.12% (1463/1491)	0.30%	
Part B													
Major Programs/Projects													
KRA No. 1 - TRANSPARENCY, ACCOUNTABILITY AND OPEN GOVERNANCE		100%	100%	100%	100%	100%	100%	100%	100%		100%		
KRA No. 2 - POVERTY REDUCTION AND EMPOWERMENT OF THE POOR AND THE VULNERABLE		2	6	4	4	16	0	7	4		11	-5	


QUARTERLY PHYSICAL REPORT OF OPERATION
As of September 2015

Department : State Universities and Colleges (SUCs)
 Agency : Agusan del Sur State College of Agriculture and Technology
 Operating Unit : N/A
 Organization Code (UACS) : 08 104 00 00000


x	Current Year Appropriations
	Supplemental Appropriations
	Continuing Appropriations
	Off-Budget Account

Particulars	UACS CODE	Physical Target (Budget Year)				Physical Accomplishments (Budget Year)					Variance as of 3/31/2015	Remarks	
		1st Quarter	2nd Quarter	3rd Quarter	4th Quarter	Total	1st Quarter	2nd Quarter	3rd Quarter	4th Quarter			Total
1	2	3	4	5	6	7=(3+4+5+6)	8	9	10	11	12=(8+9+10+11)	13=12-7	14
KRA No. 3 - RAPID, INCLUSIVE AND SUSTAINED ECONOMIC GROWTH		2	2	5	4	13	2	2	5		9	-4	
KRA No. 5 - INTEGRITY OF THE ENVIRONMENT AND CLIMATE CHANGE ADAPTATION AND MITIGATION		1	4	5	2	12	1	0	4		5	-7	
Program Budgeting													
Risk Resiliency													
Other Major Programs and Projects													
Education Program													
Agricultural Development Program													


Prepared By:


ESTRELLA S. DINOPOL, Ph.D.
 Planning Officer
 Date: October 9, 2015

In coordination


GERTRUDES B. JAQUIAS
 Budget Officer III
 Date: October 9, 2015

Approved By:


JUARLITO V. GARCINES, Ph.D.
 SUC President II
 Date: October 9, 2015

QUARTERLY PHYSICAL REPORT OF OPERATION

As of June 2015

Department : State Universities and Colleges (SUCs)
 Agency : Agusan del Sur State College of Agriculture and Technology
 Operating Unit : N/A
 Organization Code (UACS) : 08 104 00 00000

x	Current Year Appropriations
	Supplemental Appropriations
	Continuing Appropriations
	Off-Budget Account

Particulars	UACS CODE	Physical Target (Budget Year)				Physical Accomplishments (Budget Year)					Variance as of 3/31/2015	Remarks	
		1st Quarter	2nd Quarter	3rd Quarter	4th Quarter	Total	1st Quarter	2nd Quarter	3rd Quarter	4th Quarter			Total
1	2	3	4	5	6	7=(3+4+5+6)	8	9	10	11	12=(8+9+10+11)	13=12-7	14
Part A													
I. Operations													
MFO 1: HIGHER EDUCATION SERVICES	301000000												
Total number of graduates													
Quantity													
Total number of graduates			312			312		406			406	94	
Quality													
% of total graduates that are in priority courses			100% (312/312)			100% (312/312)		100% (406/406)			100% (406/406)		
Average passing % of licensure exams by the SUC graduates/national ave % passing across all disciplines covered by the SUC		83.58% (23.97/28.68)	81.05% (28.95/35.72)	72.37% (25.41/35.11)	39.56% (12.5/31.59)	76.15% (25.06/32.91)	83.15% (24.87/29.91)	78.33% (24.32/31.05)			82.66% (24.78/29.98)	1.09%	
% of programmes accredited at: Level 2		100% (9/9)				100% (9/9)	100% (9/9)				100% (9/9)		
Timeliness													
% of graduates who finished academic program according to the prescribed timeframe			94.55% (312/330)			94.55% (312/330)		97.13% (406/418)			97.13% (406/418)	2.58%	
MFO 2: RESEARCH SERVICES	302000000												
Number of research studies to be conducted													
Quantity													
Number of research studies conducted		1	3	3	2	9	1	3			4	5	
Quality													
Percentage of research outputs to be presented in local, regional, national or international fora		100% (1/1)	100% (3/3)	100% (3/3)	100%(2/2)	100% (9/9)	100% (1/1)	0			100% (1/1)	100% (8/8)	
Timeliness													
Percentage of research projects completed in time		100% (1/1)	100% (3/3)	100% (3/3)	100%(2/2)	100% (9/9)	0	100% (3/3)			100% (3/3)	100% (6/6)	

QUARTERLY PHYSICAL REPORT OF OPERATION

BAR No. 1

As of June 2015

Department : State Universities and Colleges (SUCs)
 Agency : Agusan del Sur State College of Agriculture and Technology
 Operating Unit : N/A
 Organization Code (UACS) : 08 104 00 00000

x	Current Year Appropriations
	Supplemental Appropriations
	Continuing Appropriations
	Off-Budget Account

Particulars	UACS CODE	Physical Target (Budget Year)				Physical Accomplishments (Budget Year)					Variance as of 3/31/2015	Remarks	
		1st Quarter	2nd Quarter	3rd Quarter	4th Quarter	Total	1st Quarter	2nd Quarter	3rd Quarter	4th Quarter			Total
1	2	3	4	5	6	7=(3+4+5+6)	8	9	10	11	12=(8+9+10+11)	13=12-7	14
MFO 3: TECHNICAL ADVISORY	303000000												
Number of persons trained weighted by length of training Quantity													
Number of persons trained weighted by length of training		300	200	100	100	700	292	178			470	170	
Quality													
Percentage of trainees/clients who rate services rendered as good or better		97.71% (342/350)	97.62% (205/210)	92.73% (104/110)	95.45% (105/110)	96.92% (756/780)	97.95% (286/292)	95.51 (170/178)			97.02% (456/470)	0.10%	
Timeliness													
Percentage of persons given training or advisory services who rate timeliness of service delivery as good or better		98.57% (345/350)	98.57% (207/210)	96.36% (106/110)	93.63% (105/110)	97.82% (763/780)	98.97% (289/292)	96.63% (172/178)			98.09% (461/470)	0.27%	
Part B													
Major Programs/Projects													
KRA No. 1 - TRANSPARENCY, ACCOUNTABILITY AND OPEN GOVERNANCE		100%	100%	100%	100%	100%	100%	100%			100%		
KRA No. 2 - POVERTY REDUCTION AND EMPOWERMENT OF THE POOR AND THE VULNERABLE		2	6	4	4	16	0	7			7	9	

QUARTERLY PHYSICAL REPORT OF OPERATION

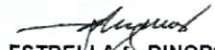
As of June 2015

Department : State Universities and Colleges (SUCs)
 Agency : Agusan del Sur State College of Agriculture and Technology
 Operating Unit : N/A
 Organization Code (UACS) : 08 104 00 00000


x	Current Year Appropriations
	Supplemental Appropriations
	Continuing Appropriations
	Off-Budget Account

Particulars	UACS CODE	Physical Target (Budget Year)				Physical Accomplishments (Budget Year)					Variance as of 3/31/2015	Remarks	
		1st Quarter	2nd Quarter	3rd Quarter	4th Quarter	Total	1st Quarter	2nd Quarter	3rd Quarter	4th Quarter			Total
1	2	3	4	5	6	7=(3+4+5+6)	8	9	10	11	12=(8+9+10+11)	13=12-7	14
KRA No. 3 - RAPID, INCLUSIVE AND SUSTAINED ECONOMIC GROWTH		2	2	5	4	13	2	2			4	9	
KRA No. 5 - INTEGRITY OF THE ENVIRONMENT AND CLIMATE CHANGE ADAPTATION AND MITIGATION		1	4	5	2	12	1	0			1	11	
Program Budgeting													
Risk Resiliency													
Other Major Programs and Projects													
Education Program													
Agricultural Development Program													


Prepared By:


ESTRELLA S. DINOPOL, Ph.D.
 Planning Officer
 Date: August 10, 2015

In coordination


GERTRUDES B. JAQUIAS
 Budget Officer III
 Date: August 10, 2015

Approved By:


JUARLITO V. GARCINES, Ph.D.
 SUC President II
 Date: August 10, 2015

QUARTERLY PHYSICAL REPORT OF OPERATION

As of March 2015

Department : State Universities and Colleges (SUCs)
 Agency : Agusan del Sur State College of Agriculture and Technology
 Operating Unit : N/A
 Organization Code (UACS) : 08 104 00 00000

x	Current Year Appropriations
	Supplemental Appropriations
	Continuing Appropriations
	Off-Budget Account

Particulars	UACS CODE	Physical Target (Budget Year)				Physical Accomplishments (Budget Year)					Variance as of 3/31/2015	Remarks	
		1st Quarter	2nd Quarter	3rd Quarter	4th Quarter	Total	1st Quarter	2nd Quarter	3rd Quarter	4th Quarter			Total
1	2	3	4	5	6	7=(3+4+5+6)	8	9	10	11	12=(8+9+10+11)	13=12-7	14
MFO 3: TECHNICAL ADVISORY	303000000												
Number of persons trained weighted by length of training Quantity													
Number of persons trained weighted by length of training		300	200	100	100	700	292				292	(8)	
Quality													
Percentage of trainees/clients who rate services rendered as good or better		97.71% (342/350)	97.62% (205/210)	92.73% (104/110)	95.45% (105/110)	96.92% (756/780)	97.95% (286/292)				97.95% (286/292)	0.24%	
Timeliness													
Percentage of persons given training or advisory services who rate timeliness of		98.57% (345/350)	98.57% (207/210)	96.36% (106/110)	93.63% (105/110)	97.82% (763/780)	98.97% (289/292)				98.97% (289/292)	0.40%	
Part B													
Major Programs/Projects													
KRA No. 1 - TRANSPARENCY, ACCOUNTABILITY AND OPEN GOVERNANCE		100%	100%	100%	100%	100%	100%				100%		
KRA No. 2 - POVERTY REDUCTION AND EMPOWERMENT OF THE POOR AND THE VULNERABLE		2	6	4	4	16	2				2		

QUARTERLY PHYSICAL REPORT OF OPERATION


As of March 2015

Department : State Universities and Colleges (SUCs)
 Agency : Agusan del Sur State College of Agriculture and Technology
 Operating Unit : N/A
 Organization Code (UACS) : 08 104 00 00000


x	Current Year Appropriations
	Supplemental Appropriations
	Continuing Appropriations
	Off-Budget Account

Particulars	UACS CODE	Physical Target (Budget Year)				Physical Accomplishments (Budget Year)					Variance as of 3/31/2015	Remarks	
		1st Quarter	2nd Quarter	3rd Quarter	4th Quarter	Total	1st Quarter	2nd Quarter	3rd Quarter	4th Quarter			Total
1	2	3	4	5	6	7=(3+4+5+6)	8	9	10	11	12=(8+9+10+11)	13=12-7	14
KRA No. 3 - RAPID, INCLUSIVE AND SUSTAINED ECONOMIC GROWTH		2	2	5	4	13	2				2		
KRA No. 5 - INTEGRITY OF THE ENVIRONMENT AND CLIMATE CHANGE ADAPTATION AND MITIGATION		1	4	5	2	12	1				1		
Program Budgeting													
Risk Resiliency													
Other Major Programs and Projects													
Education Program													
Agricultural Development Program													


Prepared By:


ESTRELLA S. DINOPOL, Ph.D.
 Planning Services Head / Planning Officer
 Date: April 16, 2015

In coordination


GERTRUDES B. JAQUIAS
 Budget Officer III
 Date: April 16, 2015

Approved By:


JUARLITO V. GARCIA, Ph.D.
 SUC President II
 Date: April 16, 2015