

QUARTERLY PHYSICAL REPORT OF OPERATION  
As of December, 2014

Department : Commission on Higher Education  
 Agency : Agusan del Sur State College of Agriculture and Technology  
 Operating Unit : Not Applicable  
 Organization Code (UACS) : 08 104 00 00000

x	Current Year Appropriations
	Supplemental Appropriations
	Continuing Appropriations
	Off-Budget Account

Particulars	UACS CODE	Physical Targets					Physical Accomplishments					Variance as of 12/31/2014	Remarks
		1st Quarter	2nd Quarter	3rd Quarter	4th Quarter	Total	1st Quarter	2nd Quarter	3rd Quarter	4th Quarter	Total		
1	2	3	4	5	6	7=(3+4+5+6)	8	9	10	11	12=(8+9+10+11)	13	14
<b>Part A</b>													
<b>I. Operations</b>													
<b>MFO 1 - Education Services</b>													
Total number of graduates in mandated and priority programs			290			290		367			367	77	
Average percentage passing in licensure exams by graduates/national average percentage passing in board programs		40% (6/15)	40% (10/25)	28.57% (2/7)		76.11% (26.64%/35%)	23.33% (28/120)	24.32% (9/37)	24.69% (60/243)	12.5% (1/8)	72.98% (24.02%/32.91%)	(3.13%)	24.02% (98/408) is the Institutional Passing Rate (IPR) and 32.91% is the National Passing Rate (NPR)
Percentage of graduates who finished their academic programs according to the prescribed timeframe			93.55% (290/310)			93.55% (290/310)		92.91% (367/395)			94.01% (367/390)	0.46%	
<b>MFO 2 - Research Services</b>													
Number of research completed in the last three (3) years		2	2	2	2	8	2	2	2	2	8		
Percentage of research outputs presented in local, regional, national or international for a		100% (2/2)	100% (2/2)	100% (2/2)	100% (2/2)	100% (8/8)	100% (2/2)	100% (2/2)	100% (2/2)	100% (2/2)	100% (8/8)		
Percentage of research projects conducted or completed on schedule		100% (2/2)	100% (2/2)	100% (2/2)	100% (2/2)	100% (8/8)	100% (2/2)	100% (2/2)	100% (2/2)	100% (2/2)	100% (8/8)		

QUARTERLY PHYSICAL REPORT OF OPERATION  
As of December, 2014

Department : Commission on Higher Education  
 Agency : Agusan del Sur State College of Agriculture and Technology  
 Operating Unit : Not Applicable  
 Organization Code (UACS) : 08 104 00 00000

x	Current Year Appropriations
	Supplemental Appropriations
	Continuing Appropriations
	Off-Budget Account

Particulars	UACS CODE	Physical Targets					Physical Accomplishments					Variance as of 12/31/2014	Remarks
		1st Quarter	2nd Quarter	3rd Quarter	4th Quarter	Total	1st Quarter	2nd Quarter	3rd Quarter	4th Quarter	Total		
1	2	3	4	5	6	7=(3+4+5+6)	8	9	10	11	12=(8+9+10+11)	13	14
<b>MFO 3 - Extension Services</b>													
Number of persons trained weighted by length of training			300	320		620	100	100	200	255	655	35	
Percentage of trainees/clients who rate services rendered as good or better		99.06% (210/212)	95.24% (200/210)	98.22% (221/225)	98.52% (200/203)	97.77% (831/850)	97% (97/100)	98% (98/100)	97.5% (198/200)	98.82% (252/255)	98.47% (645/655)	1.47%	
Percentage of persons given training or advisory services who rate timeliness of service delivery as good or better		99.06% (210/212)	98.57% (207/210)	97.33% (219/225)	98.52% (200/203)	98.35% (836/850)	98% (98/100)	99% (99/100)	98.5% (197/200)	99.22% (253/255)	98.78% (647/655)	0.43%	
<b>Part B</b>													
<b>Major Programs/Projects</b>													
<b>KRA No. 1 - Anti-Corruption, Transparent, Accountable and Participatory Governance</b>													
Target 1. Publication of procurement in the PhilGEPs		10	10	10	10	40	21	14	20	10	65	25	
Target 2. Anti-Red Tape Act		70%	70%	100%	100%	85%	70%	70%	100%	100%	85%		
Target 3. Settlement of Cash Advances of Accountable Officers		1	1	1	1	4	1	1	1	1	4		
Target 4. Timely and Relevant Financial Reports		1	1	1	1	4	1	1	1	1	4		

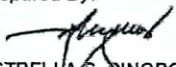
QUARTERLY PHYSICAL REPORT OF OPERATION  
As of December, 2014

Department : Commission on Higher Education  
 Agency : Agusan del Sur State College of Agriculture and Technology  
 Operating Unit : Not Applicable  
 Organization Code (UACS) : 08 104 00 00000

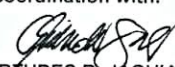
x	Current Year Appropriations
	Supplemental Appropriations
	Continuing Appropriations
	Off-Budget Account

Particulars	UACS CODE	Physical Targets					Physical Accomplishments					Variance as of 12/31/2014	Remarks
		1st Quarter	2nd Quarter	3rd Quarter	4th Quarter	Total	1st Quarter	2nd Quarter	3rd Quarter	4th Quarter	Total		
1	2	3	4	5	6	7=(3+4+5+6)	8	9	10	11	12=(8+9+10+11)	13	14
<b>KRA No. 2. Poverty Reduction and Empowerment of the poor and the vulnerable</b>													
Target 1. Receptient of Barangay Scholarship Program				50		50	24	65		46	135	85	
<b>KRA No. 3. Rapid Inclusive and Sustained Economic Growth</b>													
Target 1. Established Gender and Development Program and Socio-ecological Development Program and ICT Literacy		1	1	1		3	1	1	1		3		
Target 2. Conduct Livelihood Trainings and Biodiversity Activities		4	3	2	1	10	5	2	2	2	11	1	
<b>KRA No. 4. Integrity of the Environment and Climate Change Adaptation</b>													
Target 1. Conduct Research on Organic Agriculture (organic rice, cron, vegetables and root crops and fertilizer and pesticide preparation)		4	2	2		8	2	2	2	2	8		
Target 2. Conduct Trainings on DRR and MRF as Climate Change Mitigation			1	1		2			1		1	(1)	



Prepared By:

  
ESTRELLA S. BINOPOL, Ph.D.  
 Planning Services Head / Planning Officer  
 Date: January 10, 2015

In coordination with:

  
GERTUDES B. JAQUIAS  
 Budget Officer  
 Date: January 10, 2015

Approved by:

  
JUARLITO V. GARCINES, Ph.D.  
 SUC President II  
 Date: January 10, 2015 

**QUARTERLY PHYSICAL REPORT OF OPERATION**  
As of September, 2014

BAR No. 1

Department : State Universities and Colleges  
 Agency : Agusan del Sur State College of Agriculture and Technology  
 Operating Unit : Not Applicable  
 Organization Code (UACS) : 08 104 00 00000

x	Current Year Appropriations
	Supplemental Appropriations
	Continuing Appropriations
	Off-Budget Account

Particulars	UACS CODE	Physical Targets					Physical Accomplishments					Variance as of _____	Remarks
		1st Quarter	2nd Quarter	3rd Quarter	4th Quarter	Total	1st Quarter	2nd Quarter	3rd Quarter	4th Quarter	Total		
1	2	3	4	5	6	7=(3+4+5+6)	8	9	10	11	12=(8+9+10+11)	13	14
<b>Part A</b>													
<b>I. Operations</b>													
<b>MFO 1 - Education Services</b>													
Total number of graduates in mandated and priority programs			290			290		367			367		
Average percentage passing in licensure exams by graduates/national average percentage passing in board programs		40% (6/15)	40% (10/25)	28.57% (2/7)		38.29% (18/47)	44% (8/18)	22.73% (5/22)	14.29% (1/7)		29.79% (14/47)		
Percentage of graduates who finished their academic programs according to the prescribed timeframe			93% (290/310)			93% (290/310)		92.91% (367/395)			92.91% (367/395)		
<b>MFO 2 - Research Services</b>													
Number of research completed in the last three (3) years		2	2	2	2	8	2	2	2		6		
Percentage of research outputs presented in local, regional, national or international for a		100% (2/2)	100% (2/2)	100% (2/2)	100% (2/2)	100% (8/8)	100% (2/2)	100% (2/2)	100% (2/2)		100% (6/6)		
Percentage of research projects conducted or completed on schedule		100% (2/2)	100% (2/2)	100% (2/2)	100% (2/2)	100% (8/8)	100% (2/2)	100% (2/2)	100% (2/2)		100% (6/6)		

**QUARTERLY PHYSICAL REPORT OF OPERATION**  
As of September, 2014

Department : State Universities and Colleges  
 Agency : Agusan del Sur State College of Agriculture and Technology  
 Operating Unit : Not Applicable  
 Organization Code (UACS) : 08 104 00 00000

x	Current Year Appropriations
	Supplemental Appropriations
	Continuing Appropriations
	Off-Budget Account

Particulars	UACS CODE	Physical Targets					Physical Accomplishments					Variance as of _____	Remarks
		1st Quarter	2nd Quarter	3rd Quarter	4th Quarter	Total	1st Quarter	2nd Quarter	3rd Quarter	4th Quarter	Total		
1	2	3	4	5	6	7=(3+4+5+6)	8	9	10	11	12=(8+9+10+11)	13	14
<b>MFO 3 - Extension Services</b>													
Number of persons trained weighted by length of training			300	300		600	200	300	300		800		
Percentage of trainees/clients who rate services rendered as good or better		99.06% (210/212)	95.24% (200/210)	98.22% (221/225)	98.52% (200/203)	97.77% (831/850)	99.53% (214/215)	98.10% (206/210)	99.11% (223/225)		98.92% (643/650)		
Percentage of persons given training or advisory services who rate timeliness of service delivery as good or better		99.06% (210/212)	98.57% (207/210)	97.33% (219/225)	98.52% (200/203)	98.35% (836/850)	99.53% (214/215)	99.52% (209/210)	99.11% (223/225)		99.38% (646/650)		
<b>Part B</b>													
<b>Major Programs/Projects</b>													
<b>KRA No. 1 - Anti-Corruption, Transparent, Accountable and Participatory Governance</b>													
Target 1. Publication of procurement in the PhilGEPs		10	10	10	10	40	21	14	20		55		
Target 2. Anti-Red Tape Act		70%	70%	100%	100%	85%	70%	70%	100%		80%		
Target 3. Settlement of Cash Advances of Accountable Officers		1	1	1	1	4	1	1	1		3		
Target 4. Timely and Relevant Financial Reports		1	1	1	1	4	1	1	1		3		

QUARTERLY PHYSICAL REPORT OF OPERATION

As of September, 2014

Department : State Universities and Colleges  
 Agency : Agusan del Sur State College of Agriculture and Technology  
 Operating Unit : Not Applicable  
 Organization Code (UACS) : 08 104 00 00000

x	Current Year Appropriations
	Supplemental Appropriations
	Continuing Appropriations
	Off-Budget Account

Particulars	UACS CODE	Physical Targets					Physical Accomplishments					Variance as of _____	Remarks
		1st Quarter	2nd Quarter	3rd Quarter	4th Quarter	Total	1st Quarter	2nd Quarter	3rd Quarter	4th Quarter	Total		
1	2	3	4	5	6	7=(3+4+5+6)	8	9	10	11	12=(8+9+10+11)	13	14
KRA No. 2. Poverty Reduction and Empowerment of the poor and the vulnerable													
Target 1. Receipt of Barangay Scholarship Program				50		50	24	63				87	
KRA No. 3. Rapid Inclusive and Sustained Economic Growth													
Target 1. Established Gender and Development Program and Socio-ecological Development Program and ICT Literacy		1	1	1		3	1	1	1			3	
Target 2. Conduct Livelihood Trainings and Biodiversity Activities		4	3	2	1	10	5	2	2			9	
KRA No. 4. Integrity of the Environment and Climate Change Adaptation													
Target 1. Conduct Research on Organic Agriculture (organic rice, corn, vegetables and root crops and fertilizer and pesticide preparation)		4	2	2		8	2	2	2			6	
Target 2. Conduct Trainings on DRR and MRF as Climate Change Mitigation			1	1		2			1			1	

Prepared By: Estrella S. Diacopol  
 ESTRELLA S. DIACOPOL, Ph.D.  
 Planning Services Head / Planning Officer  
 Date: October 10, 2014

In coordination with: Gertudes B. Jaquias  
 GERTUDES B. JAQUIAS  
 Budget Officer  
 Date: October 10, 2014

Approved: Juarlito V. Garcines  
 JUARLITO V. GARCINES, Ph.D.  
 SUC President II  
 Date: October 10, 2014

**QUARTERLY PHYSICAL REPORT OF OPERATION**  
As of September, 2014

Department : State Universities and Colleges  
 Agency : Agusan del Sur State College of Agriculture and Technology  
 Operating Unit : Not Applicable  
 Organization Code (UACS) : 08 104 00 00000

x	Current Year Appropriations
	Supplemental Appropriations
	Continuing Appropriations
	Off-Budget Account

Particulars	UACS CODE	Physical Targets					Physical Accomplishments					Variance as of _____	Remarks
		1st Quarter	2nd Quarter	3rd Quarter	4th Quarter	Total	1st Quarter	2nd Quarter	3rd Quarter	4th Quarter	Total		
1	2	3	4	5	6	7=(3+4+5+6)	8	9	10	11	12=(8+9+10+11)	13	14
<b>Part A</b>													
<b>I. Operations</b>													
<b>MFO 1 - Education Services</b>													
Total number of graduates in mandated and priority programs			290			290		367			367		
Average percentage passing in licensure exams by graduates/national average percentage passing in board programs		40% (6/15)	40% (10/25)	28.57% (2/7)		38.29% (18/47)	44% (8/18)	22.73% (5/22)	14.29% (1/7)		29.79% (14/47)		
Percentage of graduates who finished their academic programs according to the prescribed timeframe			93% (290/310)			93% (290/310)		92.91% (367/395)			92.91% (367/395)		
<b>MFO 2 - Research Services</b>													
Number of research completed in the last three (3) years		2	2	2	2	8	2	2	2		6		
Percentage of research outputs presented in local, regional, national or international for a		100% (2/2)	100% (2/2)	100% (2/2)	100% (2/2)	100% (8/8)	100% (2/2)	100% (2/2)	100% (2/2)		100% (6/6)		
Percentage of research projects conducted or completed on schedule		100% (2/2)	100% (2/2)	100% (2/2)	100% (2/2)	100% (8/8)	100% (2/2)	100% (2/2)	100% (2/2)		100% (6/6)		

**QUARTERLY PHYSICAL REPORT OF OPERATION**  
As of September, 2014

BAR No. 1

Department : State Universities and Colleges  
 Agency : Agusan del Sur State College of Agriculture and Technology  
 Operating Unit : Not Applicable  
 Organization Code (UACS) : 08 104 00 00000

x	Current Year Appropriations
	Supplemental Appropriations
	Continuing Appropriations
	Off-Budget Account

Particulars 1	UACS CODE 2	Physical Targets					Physical Accomplishments					Variance as of _____ 13	Remarks 14
		1st Quarter 3	2nd Quarter 4	3rd Quarter 5	4th Quarter 6	Total 7=(3+4+5+6)	1st Quarter 8	2nd Quarter 9	3rd Quarter 10	4th Quarter 11	Total 12=(8+9+10+11)		
<b>MFO 3 - Extension Services</b>													
Number of persons trained weighted by length of training			300	300		600	200	300	300		800		
Percentage of trainees/clients who rate services rendered as good or better		99.06% (210/212)	95.24% (200/210)	98.22% (221/225)	98.52% (200/203)	97.77% (831/850)	99.53% (214/215)	98.10% (206/210)	99.11% (223/225)		98.92% (643/650)		
Percentage of persons given training or advisory services who rate timeliness of service delivery as good or better		99.06% (210/212)	98.57% (207/210)	97.33% (219/225)	98.52% (200/203)	98.35% (836/850)	99.53% (214/215)	99.52% (209/210)	99.11% (223/225)		99.38% (646/650)		
<b>Part B</b>													
<b>Major Programs/Projects</b>													
<b>KRA No. 1 - Anti-Corruption, Transparent, Accountable and Participatory Governance</b>													
Target 1. Publication of procurement in the PhilGEPs		10	10	10	10	40	21	14	20		55		
Target 2. Anti-Red Tape Act		70%	70%	100%	100%	85%	70%	70%	100%		80%		
Target 3. Settlement of Cash Advances of Accountable Officers		1	1	1	1	4	1	1	1		3		
Target 4. Timely and Relevant Financial Reports		1	1	1	1	4	1	1	1		3		



**QUARTERLY PHYSICAL REPORT OF OPERATION**  
As of September, 2014

Department : State Universities and Colleges  
 Agency : Agusan del Sur State College of Agriculture and Technology  
 Operating Unit : Not Applicable  
 Organization Code (UACS) : 08 104 00 00000

x	Current Year Appropriations
	Supplemental Appropriations
	Continuing Appropriations
	Off-Budget Account

Particulars	UACS CODE	Physical Targets					Physical Accomplishments					Variance as of _____	Remarks
		1st Quarter	2nd Quarter	3rd Quarter	4th Quarter	Total	1st Quarter	2nd Quarter	3rd Quarter	4th Quarter	Total		
1	2	3	4	5	6	7=(3+4+5+6)	8	9	10	11	12=(8+9+10+11)	13	14
<b>KRA No. 2. Poverty Reduction and Empowerment of the poor and the vulnerable</b>													
Target 1. Receptient of Barangay Scholarship Program				50		50	24	63				87	
<b>KRA No. 3. Rapid Inclusive and Sustained Economic Growth</b>													
Target 1. Established Gender and Development Program and Socio-ecological Development Program and ICT Literacy		1	1	1		3	1	1	1			3	
Target 2. Conduct Livelihood Trainings and Biodiversity Activities		4	3	2	1	10	5	2	2			9	
<b>KRA No. 4. Integrity of the Environment and Climate Change Adaptation</b>													
Target 1. Conduct Research on Organic Agriculture (organic rice, cron, vegetables and root crops and fertilizer and pesticide preparation)		4	2	2		8	2	2	2			6	
Target 2. Conduct Trainings on DRR and MRF as Climate Change Mitigation			1	1		2			1			1	

Prepared By: ESTRELLA S. BINOPOL, Ph.D.  
 Planning Services Head / Planning Officer  
 Date: October 10, 2014

In coordination with: GETRUDIS A. JAQUIAS  
 Budget Officer  
 Date: October 10, 2014

Approved by: JUARLITO V. GARCINES, Ph.D.  
 SUC President II  
 Date: October 10, 2014